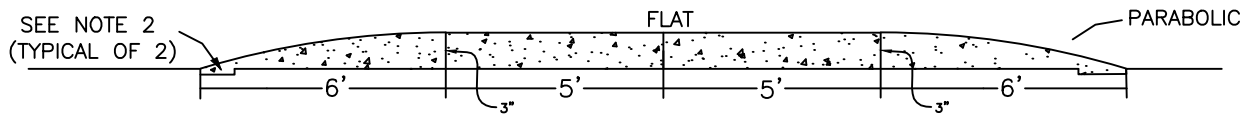
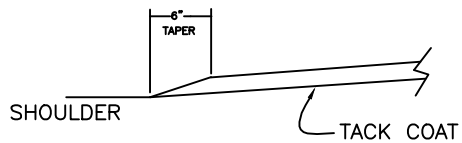


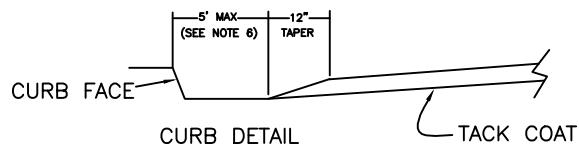
SECTION A-A



SECTION B-B



SHOULDER DETAIL FOR STREETS WITHOUT CURBS



CURB DETAIL

NOTES:

1. ASPHALTIC CONCRETE SHALL BE ODOT 1/2" DENSE MIX.
2. GRIND MINIMUM 12" WIDE BY 1" DEEP KEYWAY IN EXISTING AC ALIGNED WITH LEADING EDGES OF SPEED HUMP
3. SPEED HUMP SIGN AND SPEED ADVISORY PLAQUE SHALL BE TYPE W17-1 FROM MOST RECENT EDITION OF M.U.T.C.D.
4. SEE DETAIL SANDY061.DWG FOR HUMP STRIPING.
5. USE ODOT TYPE 'A' OR 'B' 12" THERMOPLASTIC FOR STRIPING
6. 5 FT. REQUIRED ON STREETS WITH DESIGNATED BIKE LANES. 2 FT. REQUIRED ON ALL OTHER STREETS.

CITY OF SANDY	
22 FT/35 MPH SPEED HUMP / SPEED TABLE	
DATE: JUNE 2004	DRAWING NO. SANDY061B.DWG