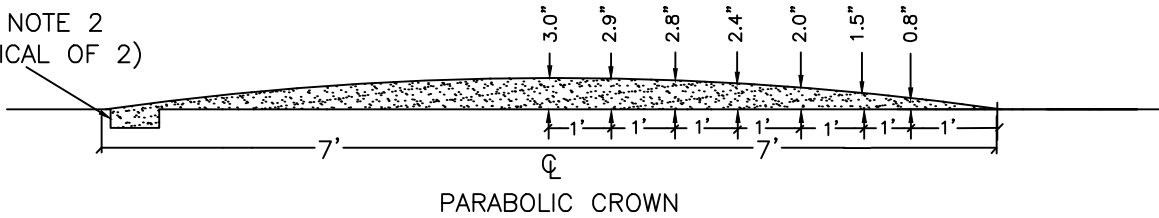
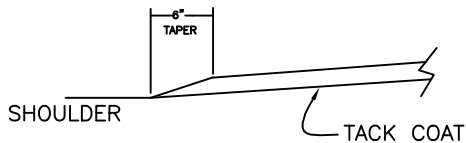


SECTION A-A

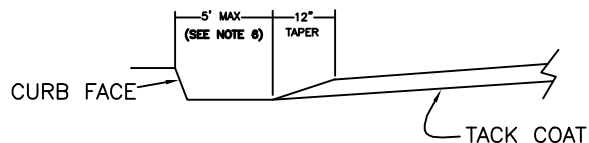
SEE NOTE 2
(TYPICAL OF 2)



SECTION B-B



SHOULDER DETAIL FOR STREETS WITHOUT CURBS



GUTTER DETAIL FOR CURBED STREETS

NOTES:

1. ASPHALTIC CONCRETE SHALL BE ODOT 1/2" DENSE MIX.
2. GRIND MINIMUM 12" WIDE BY 1" DEEP KEYWAY IN EXISTING AC ALIGNED WITH LEADING EDGES OF SPEED HUMP
3. APPLY "HUMP" LEGEND ONLY WHEN DIRECTED BY ENGINEER.
4. SPEED HUMP SIGN AND SPEED ADVISORY PLAQUE SHALL BE TYPE W17-1 FROM MOST RECENT EDITION OF M.U.T.C.D.
5. ADVANCE STRIPING MAY BE REQUIRED BASED ON ROADWAY GEOMETRY. SEE DETAIL SANDY061B.DWG FOR ADVANCE MARKINGS.
6. 5 FT. REQUIRED FOR STREETS WITH DESIGNATED BIKE LANES. 2 FT. REQUIRED FOR ALL OTHER STREETS.

CITY OF SANDY	
14 FT/25MPH SPEED HUMP	
DATE: JUNE 2004	DRAWING NO. SANDY 061.DWG