

# City of Sandy

## Agenda

### City Council Meeting

**Meeting Location:** City Hall- Council Chambers,  
39250 Pioneer Blvd., Sandy, Oregon 97055

**Meeting Date:** Monday, December 17, 2018

**Meeting Time:** 7:00 PM



Page

#### 1. PLEDGE OF ALLEGIANCE

#### 2. ROLL CALL

#### 3. CHANGES TO THE AGENDA

#### 4. PUBLIC COMMENT

#### 5. ORDINANCES

- 5.1. Ordinance Removing Section 9.12.020 of the Sandy Municipal Code 3 - 7

**Make a motion to remove section 9.12.20 from the Sandy Municipal Code.**

[An Ordinance Removing Section 9.12.020 of the Sandy Municipal Code - Pdf](#)

- 5.2. Ordinance 2018-08 - Public Services Fee 8 - 15

Staff recommends approval of Ordinance 2018-08

**Make a motion to approve Ordinance 2018-08 - An Ordinance Establishing A Public Services Fee**

[Ordinance 2018-22 - Amendment to Title 3 of SMC - Establishing a Public Services Fee - Pdf](#)

#### 6. RESOLUTIONS

- 6.1. Staff Report Resolution 2018-39 - Transit Asset Management Plan 16 - 68

Approve the Transit Asset Management Plan resolution allowing Sandy Transit to participate in a group TAM Plan sponsored by ODOT Rail and Public Transit Division (RPTD).

**7. NEW BUSINESS**

- 7.1. Declaration of Council Seat Vacancy 69 - 71

**Make a Motion to declare seat #6 vacant and direct staff to move to bring applicants before council for a new appointment.**

[Declaration of City Council Vacancy - Pdf](#)

- 7.2. Sandy Transit Vehicle Replacement 72 - 76

Allow Transit Staff to procure 2 35' Low-Floor Heavy-Duty Diesel Gilligs from the Washington State Contract.

[Sandy Transit Vehicle Replacement - Pdf](#)

- 7.3. Waste Water Treatment and Water Plant Operations - Contract 77 - 122

**Make a Motion to terminate the agreement with Jacobs and issue a 90 day notice of intent to terminate and to authorize the City Manager to sign the contract with Veolia North America.**

[Waste Water Treatment and Water Plant Operations - Contract - Pdf](#)

**8. CONSENT AGENDA**

- 8.1. City Council Minutes 123 - 185

[City Council Work Session - 11 Dec 2018 - Minutes - Pdf](#)

[City Council - 03 Dec 2018 - Minutes - Pdf](#)

- 8.2. Election Results from Clackamas County 186 - 191

[20181214153949](#)

**9. REPORT FROM THE CITY MANAGER**

**10. COMMITTEE REPORTS**

**11. COUNCIL REPORTS**

**12. STAFF UPDATES**

- 12.1. [Monthly Reports](#)

**13. ADJOURN**



## Staff Report

---

**Meeting Date:** December 17, 2018

**From** Ernie Roberts, Police Chief  
An Ordinance Removing Section 9.12.020 of the Sandy Municipal

**SUBJECT:** Code

---

**Background:**

In January of 2018, Oregon Revised Statue went into effect changing the legal age to purchase or attempt to purchase tobacco products or inhalant delivery systems (vapping systems) by anyone under the age of 21.

Sandy Municipal Code section 9.12.20, which allows the purchase of anyone 18 and older, is now obsolete and in conflict with the Oregon Revised Statue and needs to be removed from SMC Title 9.

This is primarily a housekeeping issue, but does require council approval.

**Recommendation:**

**Make a motion to remove section 9.12.20 from the Sandy Municipal Code.**

**Code Analysis:**

Sandy Municipal Code 9.12.20 prohibits the sale and use of tobacco and vapor products by minors. It further defines a minor as anyone under the age of 18 years of age.

In January of 2018, ORS 167.760 changed making it illegal to purchase or attempted purchase of tobacco products or inhalant delivery systems by person under the age of 21 years of age.

**Budgetary Impact:**

None.



**NO. 2018-38 Removing Section  
9.12.20 of Title 9 in the Sandy  
Municipal Code**

**An ordinance removing section 9.12.20 of Title 9 in the SMC and following Oregon Revised Statute for enforcement.**

**Whereas**, the City of Sandy is required to be in compliance with new or updated state laws;

**Whereas**, Governor Kate Brown signed a bill raising the legal age to purchase tobacco to 21 years of age.

**Whereas**, current Sandy Municipal code is now obsolete and can be removed.

Whereas, Sandy Police Officers will enforce the tobacco laws as described in Oregon Revised Statute 167.760.

**NOW, THEREFORE, THE CITY OF SANDY ORDAINS AS FOLLOWS,**

**Section 1:**That Sandy Municipal Code 9.12.020 is obsolete and should be removed from Title 9 of the Sandy Municipal Code.

This ordinance is adopted by the Common Council of the City of Sandy and approved by the Mayor this 17 day of December 2018

\_\_\_\_\_  
William King, Mayor

ATTEST:

\_\_\_\_\_  
Karey Milne, City Recorder

#2018-38 Removing Section 9.12.20 of Title 9 in the Sandy Municipal Code

C. Appeal of a final determination may be taken exclusively by writ of review in the manner set forth in ORS 34.040 or ORS 34.100.

**09.07.080 Continuous Alarm as Public Nuisance; Disconnection of Alarm**

Any bell, horn, or siren used in conjunction with an Alarm System which can be heard outside a building, structure, dwelling or facility for more than fifteen minutes continuously or intermittently and the Alarm User is not readily available for able to silence the device, is a public nuisance and may be disconnected or otherwise silenced by responding law enforcement personnel. Disconnection may be made by such means as is reasonably necessary to silence the alarm. The Alarm User shall be solely responsible for property damage associated with disconnecting or silencing the alarm, and costs to reconnect.

Repealed Chapters 9.10.010-9.10.030 (Ord. 09, 2015)

**Chapter 9.12.020  
PROHIBITS THE SALE AND USE OF TOBACCO AND VAPOR PRODUCTS BY  
MINORS**

**A. Definitions**

The following definitions apply to this chapter:

"Tobacco" means any tobacco product, cigarette, cigar, pipe tobacco, smokeless tobacco, chewing tobacco, electronic cigarettes and any other form of tobacco or nicotine product that may be utilized for smoking, chewing, vaping, inhaling, or any other means of ingestion or consumption.

"Vapor product" means a product that employs a mechanical heating element, battery or circuit and that can be used to heat a solution; or a cartridge or other unit containing a solution to be placed in an electronic cigarette, device or product. For the purposes of this chapter, a "solution" may but need not contain nicotine.

**B. Sale and use of tobacco and vapor products by minors prohibited.**

The sale, possession, distribution and use of tobacco, nicotine or a vapor product in any form to persons under 18 years of age are prohibited. A person under the age of 18 may not purchase, attempt to purchase, use or obtain any tobacco or vapor product. Tobacco or vapor products in a retail store may not be located in an area accessible to customers without assistance by a store employee.

**C. Penalties.**

The sale of tobacco or vapor product in any form to persons under 18 years of age is prohibited. Any person who knowingly sells, or causes to be sold, tobacco to a person under 18 years of age commits the crime of endangering the welfare of a minor, pursuant to ORS 163.575. (Ord. 10, 2014.)

## 2017 ORS 167.755<sup>1</sup>

### Selling tobacco products or inhalant delivery systems to person under 21 years of age

- **penalties**

- (1) A person commits the offense of selling tobacco products or inhalant delivery systems to a person under 21 years of age upon the occurrence of one of the following:
- (a) The person knowingly distributes or sells, or allows to be sold, to a person under 21 years of age, tobacco products;
  - (b) The person knowingly distributes or sells, or allows to be sold, to a person under 21 years of age, an inhalant delivery system;
  - (c) If the person is a manager or other person who supervises the retail sale of tobacco products or inhalant delivery systems, the person is acting within the course and scope of the person's employment and the person has supervisory authority over a person who violates paragraph (a) or (b) of this subsection; **or**
  - (d) If the person is an owner of a business that sells tobacco products or inhalant delivery systems at retail, a violation of paragraph (a) or (b) of this subsection occurs at the business.
- (2) (a) Violation of subsection (1)(a) or (b) of this section is a specific fine violation punishable by a fine not to exceed \$50.
- (b) Violation of subsection (1)(c) of this section is a specific fine violation punishable by a fine not to exceed:
- (A) \$250 for the first or second violation; **or**
  - (B) \$500 for the third or subsequent violation.
- (c) Violation of subsection (1)(d) of this section is a specific fine violation punishable by a fine not to exceed:
- (A) \$500 for the first or second violation; **or**
  - (B) \$1,000 for the third or subsequent violation. [2017 c.701 §2]

Note: See note under 167.747 (Definitions for ORS 167.750 to 167.785).

---

<sup>1</sup> Legislative Counsel Committee, *CHAPTER 167—Offenses Against General Welfare and Animals*, [https://www.oregonlegislature.gov/bills\\_laws/ors/ors167.html](https://www.oregonlegislature.gov/bills_laws/ors/ors167.html) (2017) (last accessed Mar. 30, 2018).

## **2017 ORS 167.760<sup>1</sup>**

### **Purchase or attempted purchase of tobacco products or inhalant delivery system by person under 21 years of age**

- (1) Except as provided in subsection (2) of this section, a person under 21 years of age may not purchase or attempt to purchase tobacco products or an inhalant delivery system.
- (2) A person under 21 years of age who is acting under the supervision of a person 21 years of age or older may purchase or attempt to purchase tobacco products or an inhalant delivery system for the purpose of testing compliance with a federal law, state law, local law or retailer policy limiting or regulating the distribution or sale of tobacco products or inhalant delivery systems to persons who are under the legal minimum purchase age. [2017 c.701 §4]

Note: See note under 167.747 (Definitions for ORS 167.750 to 167.785).

---

<sup>1</sup> Legislative Counsel Committee, *CHAPTER 167—Offenses Against General Welfare and Animals*, [https://www.oregonlegislature.gov/bills\\_laws/ors/ors167.html](https://www.oregonlegislature.gov/bills_laws/ors/ors167.html) (2017) (last accessed Mar. 30, 2018).



## Staff Report

---

**Meeting Date:** December 17, 2018

**From** Kim Yamashita, City Manager

**SUBJECT:** Ordinance 2018-22 - Amendment to Title 3 of SMC - Establishing a Public Services Fee

---

**Background:**

Prior to City Manager Seth Atkins leaving the City of Sandy, there were several discussions about a fee to off set the purchase or operations of the pool. I believe this was in 2015, and there was a study done by the Oregon Trail School District. Support for a fee was high, but given the time lag between the study and the initiation of a fee I felt it prudent to do more out reach. Also, since that study, other financial needs have been identified and impacted the budget and have shown a need for revenue streams beyond what we currently have available. Specifically we need revenue to off set the police budget, particularly in light of the cancellation of the Estacada contract. We also need revenue beyond the general fund to help off set the operational costs of the pool. Lastly, there is little revenue available for parks, not purchasing of land, but of the maintenance of existing parks and for replacement of capital equipment in our older parks that do not qualify for System Development Charges (SDC) use.

In 2017 and 2018 additional research and out reach with citizens were conducted. Those interviewed were very supportive of all three projects. We asked that they indicate comfort level with a monthly fee and we were pleased to find that a vast majority were comfortable supporting \$5 - \$8 dollar monthly fee to be dispersed to these three programs.

The attached ordinance was reviewed by our City Attorney. The recommendation from staff is for a fee of \$7 dollars per month per utility account. There is an appeal process and exclusions for ADU's/hardship.

**Recommendation:**

Staff recommends approval of Ordinance 2018-22

**Make a motion to approve Ordinance 2018-22- An Ordinance Establishing A Public Services Fee**

**Code Analysis:**

Reviewed by Legal

**Budgetary Impact:**



Financial break down of anticipated revenue and disbursement by program:

Department/Program	Allocation of Monthly Fee	Monthly Revenue	Annual Revenue
Police	\$3.00	\$12,900	\$154,800
Community Center	\$2.00	\$8,600	\$103,200
Parks	\$2.00	\$8,600	\$103,200
Total anticipated revenue	\$7.00	\$30,100	\$361,200



**NO. Ordinance 2018-22**

**An ordinance amending Title 3 of the Sandy Municipal code by adding section 3.34 establishing a fee on all utility bills for the purposes of off setting the cost of certain public services, specifically police and the community center/pool.**

**WHEREAS**, the City of Sandy has determined that current General Fund Revenues are not keeping pace with Law Enforcement needs, nor are they adequate to maintain operations of the new aquatic center currently known as the Sandy Community Campus; and

**WHEREAS**, police services benefit all utility users in the City;

**WHEREAS**, the Sandy Community Center will be an asset to all utility users in the City of Sandy;

**WHEREAS**, the Council desires to assure that expenses related to the new Sandy Community Campus receive funding from sources other than General Funds, which are not on pace to provide an adequate cash flow to maintain the project;

**WHEREAS**, city parks are a necessary and frequently used amenity by most members of the community and they provide, enhanced livability, areas of fellowship and gathering, safe activities for our youth, and provide a better quality of life community members. They provide environmental benefits to our community and habitats to our wildlife.

**WHEREAS**, in order to safeguard, facilitate, and encourage safety and welfare of the citizens and businesses of the city, the Council finds that a Police Department that is sufficiently well-funded to attract and retain qualified individuals to serve as police officers provides a multitude of economic and social benefits to the public, including, but not limited to:

- Increased police protection.
- Prevention of crime.
- Enhanced protection of property
- Promotion of business and industry.
- Promotion of community spirit and growth.

**Now Therefore**, The City of Sandy ordains as follows:

**Section 1: Chapter 3.34 is hereby added to the Sandy Municipal Code to read as follows:**

**3.34.010 PURPOSE AND INTENT:**

#Ordinance 2018-22

A. It is the intent of this ordinance to provide a funding mechanism to help pay for the benefits conferred on city residents and businesses by the provision of an adequate program of public safety; and further to help bring the Police Department up to acceptable service levels. Additionally, it is the intent of this ordinance to provide a funding mechanism to offset the expenses associated with the owning and operation of an Aquatic Center.

B. The Public Services Fund enacted in this ordinance is intended to supplement existing funding, and is not intended to provide full funding for the Police Department or the Sandy Community Campus.

**3.34.020 DEFINITIONS:**

For purposes of this ordinance, the following shall mean:

CITY UTILITY SERVICE: water, sewer, storm-water or broadband services provided by the City.

DEVELOPED PROPERTY: A parcel or portion of real property on which a dwelling, structure, or building exists and is receiving City utility services.

NON-RESIDENTIAL UNIT: Developed property that is not primarily for personal domestic accommodation, such as a business or commercial enterprise. A non-residential structure which provides facilities for one or more businesses, including, but not limited to, permanent provisions for access to the public, shall have each distinct business facility considered as a separate non-residential unit. Motels and hotels shall be considered non-residential units for these purposes.

PERSON: A natural person, unincorporated associates, tenancy in common, partnership, corporation, limited liability company, cooperative, trust, any governmental agency, including the State of Oregon, but excluding the City of Sandy, and any other entity in law or in fact.

RESIDENTIAL UNIT: Developed property with a residential structure which provides complete living facilities for one or more persons including, but not limited to, permanent provisions for living, sleeping, and sanitation. A home business in a residential zone will be regarded only as a residential unit, not as a non-residential unit. Multi-family residential property consisting of two or more dwelling units, condominium units or individual mobile home units shall have each unit considered as a separate residential unit. A lot or parcel which contains a non-residential building or structure used primarily for personal purposes, not primarily for business or commercial purposes, shall be considered a residential unit.

#Ordinance 2018-22

**RESPONSIBLE PARTY:** The person owing the Community Services Fee; either the individual who normally pays the City utility bills for a developed property or another individual who has agreed in writing to pay the fee.

**UNDEVELOPED PROPERTY:** A parcel or portion of real property not receiving City utility services.

**3.34.030 CREATION OF A PUBLIC SERVICES FEE:**

There is hereby created a Public Services Fee for the purpose of providing funding for Police Department, Sandy Community Center and other services provided by the City of Sandy. All Fund revenues and expenditures shall be distinctly and clearly noted in the city budget. The revenues from the Fee shall be collected in this fund and shall be used for Police Department expenses (both operational and capital), Sandy Community Center Expenses (both operational and capital) and Parks Expenses (operational and capital) or for other purposes as decided through the City's budget process. Initial disbursement of funds will be at \$3.00 for police, \$2.00 each for Community and Parks

**3.34.040 IMPOSITION OF A PUBLIC SERVICES FEE:**

A. The Public Services Fee shall be assessed to each residential unit and to each non-residential unit on the basis of seven (\$7.00) dollars per unit per month. In the event that additional funding for City Services is needed, increases to this amount may be made by Council resolution. In the event that funds collected exceed the City's need, the rate of the fees may be decreased or omitted by Council resolution.

B. Except as the fees may be reduced or eliminated under 3.34.070, the obligation to pay a Public Services Fee arises when a person responsible uses or otherwise benefits from City utility services. It is presumed that City utility services are used, and that a benefit arises, whenever the subject real property is within the City Limits.

C. All developed properties within the City limits shall be charged a Public Services Fee.

D. The imposition of surcharges shall be calculated based on the number of residential or non-residential units supported, without regard to the number of water meters serving that property. Example – 40-unit complex, with one utility bill will receive a fee for each unit. Exemptions for ADU's and hardship trailers, financial hardship can be applied if requested and hardship demonstrated.

#Ordinance 2018-22

**3.34.050 COLLECTION:**

- A. Public Service Fees shall be collected monthly. Statements for the fee shall be included as an additional item on the city's monthly utility billing wherever feasible, unless otherwise specified below.
- B. Unless another person has agreed in writing to pay, and a copy of that writing is filed with the City, the person normally responsible for paying any City utility service charges for a developed property is responsible for paying the Public Services Fee.
- C. A request for any City utility service will automatically initiate appropriate billing for the Public Services Fee.
- D. There shall be no charge for an undeveloped property until such time as an application for any City utility service is submitted for that property

**3.34.060 PROGRAM ADMINISTRATION:**

- A. Except as provided below, the City Manager shall be responsible for the administration of this Chapter and for the collection of fees hereunder.
- B. The City Manager is authorized and directed to review the operation of the Chapter and, where appropriate, recommend changes thereto in the form of administrative procedures for adoption by the City Council by resolution or amendments to this Chapter. Such procedures, if adopted by the Council, shall be given full force and effect, and unless clearly inconsistent with this chapter, shall apply uniformly throughout the city.
- C. The amount and collection process of the Public Services Fee shall be examined by the City Manager, City Council, and Budget Committee on a biennial basis as part of the City's annual budget formulation process.

**3.34.070 APPEAL PROCESS**

- A. Any responsible party who disputes any interpretation given by the city as to property classification may appeal such interpretation. If the appeal is successful, relief will be granted by reassignment to a more appropriate billing category. In such instances, reimbursement will be given for any over-payment, retroactive to the filing date of the appeal. Factors to be taken into consideration include but are not limited to: availability of more accurate information;

#Ordinance 2018-22

equity relative to billing classifications assigned to other developments of a similar nature; changed circumstances; and situations uniquely affecting the party filing the appeal.

B. Application for appeal shall state the reason for appeal, with supporting documentation to justify the requested change or relief.

C. The City Manager shall be responsible for evaluating appeals. If the City Manager decides information provided through the appeal process justifies change, the City manager may authorize this change (up or down) retroactive to the date the appeal was filed.

D. The City Manager shall make all reasonable attempts to resolve appeals utilizing available existing information, including supporting documentation filed with the appeal, within thirty (30) days of the date the appeal was filed. If, however, more detailed site-specific information is necessary, the City Manager may request the applicant provide information.

E. In any event, the City Manager shall file a report within ninety (90) days of the date the appeal was filed explaining the disposition of the appeal, along with the rationale and supporting documentation for the decision reached.

F. Decisions of the City Manager may be further appealed to the City Council and shall be heard at a public meeting. Upon such further appeal, the City Council shall at its first regular meeting thereafter set a hearing date. The matter shall be heard solely upon the record. In no event shall a final decision be made later than ninety (90) days after the matter was formally appealed to the City Council.

G. Appeals filed within one hundred twenty (120) days of the effective date of this chapter shall not be subject to paying a filing fee. After this period, the initial filing fee for an appeal shall be fifty (\$50.00) dollars. An additional fifty (\$50.00) dollars fee is required for further appeal to the City Council. These fees are fully refundable should the appellant adequately justify and secure the requested change or relief.

**3.34.080 ENFORCEMENT:**

A. In the event funds received from city utility billings are inadequate to satisfy in full all of the water, sewer, storm-water, broadband and Public Service charges, credit shall be given first to the Public Services Fee, second to the water service charges, third to the charges for sewer service, fourth to the storm-water, and fifth to broadband.

B. Notwithstanding any provision herein to the contrary, the city may institute any necessary legal proceedings to enforce the provisions of this chapter, including but not limited to injunctive relief and collection of charges owing. The city's enforcement rights shall be cumulative. If the City commences any legal proceedings to enforce the provisions of this

#Ordinance 2018-22

Chapter, and the City prevails, the City is entitled to all fees and costs it incurred, as well as any sum that a court, including any appellate court, may deem reasonable as attorney's fees.

**3.34.090 SEVERABILITY:**

The sections and subsections of this Chapter are severable. The invalidity of one section or subsection of this Chapter shall not affect the validity of the remaining sections or subsections.

**Section 2: EFFECTIVE DATE:**

This ordinance shall become effective from and after 30 days following its enactment by the City Council, and the first billing for a payment of fees hereunder shall begin for the billing cycle ending on or after the \_\_\_\_\_ day of \_\_\_\_\_, 2018.

This ordinance is adopted by the Common Council of the City of Sandy and approved by the Mayor this 17 day of December 2018

\_\_\_\_\_  
William King, Mayor

ATTEST:

\_\_\_\_\_  
Karey Milne, City Recorder

#Ordinance 2018-22



## Staff Report

---

**Meeting Date:** December 17, 2018  
**From** Andi Howell, Transit Director  
**SUBJECT:** Transit Asset Management Plan

---

**Background:**

In 2016, the Federal Transit Administration (FTA) published a rule, 49 CFR Part 625, to require public transit providers that receive Federal transit assistance to undertake certain transit asset management activities. The final rule defines the term state of good repair and establishes minimum Federal requirements for transit asset management. This applies to all recipients of Federal financial assistance under 49 U.S.C. Chapter 53 who own, operate, or manage public transportation capital assets. The TAM rule specifies that an asset is in a state of good repair if it is in a condition sufficient for it to operate at a full level of performance. The rule also provides state of good repair standards.

As explained on the Oregon Department of Transportation (ODOT) webpage: "Transit Asset Management is a business model that uses the condition of assets to guide the optimal prioritization of funding at transit agencies in order to keep our transit networks in a state of good repair. Tier II agencies (100 or fewer vehicles; see [FTA's Tier Checklist](#) for details) must participate in a group TAM Plan sponsored by ODOT Rail and Public Transit Division (RPTD)."

Sandy, owning fewer than 100 vehicles, is included in the group TAM Plan. Sandy will report the condition of our transit assets, including facilities and vehicles to ODOT Rail and Public Transit Division (RPTD).

**Recommendation:**

Approve the Transit Asset Management Plan resolution allowing Sandy Transit to participate in a group TAM Plan sponsored by ODOT Rail and Public Transit Division (RPTD).

**Code Analysis:**

None

**Budgetary Impact:**

None





**NO. Resolution 2018-39**

**A resolution in support of the Sandy Transit Department adoption of the group Transit Asset Management (TAM) Plan sponsored by ODOT Rail and Public Transit Division (RPTD).**

**Whereas**, the City of Sandy Transit Department is the designated transportation service provider for the City of Sandy; and,

**Whereas**, in 2012, the Moving Ahead for Progress in the 21st Century Act (MAP-21) mandated, and in 2015 the Fixing America's Surface Transportation Act (FAST Act) reauthorized the Federal Transit Administration (FTA) to develop a rule to establish a strategic and systematic process of operating, maintaining, and improving public transportation capital assets effectively throughout their entire life cycle; and,

**Whereas**, FTA's National Transit Asset Management (TAM) System Final Rule, became effective on October 1, 2016, which defined the "State of Good Repair" (SGR), which requires grantees to develop a TAM plan, establish performance measures, establish annual reporting requirements to the National Transit Database (NTD), and that the FTA provide technical assistance; and,

**Whereas**, the TAM Final Rule requires the transit providers Group TAM Plan sponsor to set performance targets for the State of Good Repair by January 1, 2017; and,

**Whereas**, the Transit Asset Management (TAM) is a strategic and systematic practice of procuring, operating, inspecting, maintaining, rehabilitating, and replacing transit capital assets to manage the performance, safety, and costs over their life cycles; and,

**Whereas**, these performance targets aid in a safe, cost-effective, and reliable public transportation network; and,

**Whereas**, TAM provides decision makers with a guide in which to manage capital assets and prioritize funding to improve or maintain a "State of Good Repair;"

**NOW, THEREFORE, BE IT RESOLVED by the City Council of the City of Sandy** that the City of Sandy transportation service provider adopts the Group Transit Asset Management Plan, performance measures and targets for State of Good Repair as identified in the Final Group TAM Plan

This resolution is adopted by the Common Council of the City of Sandy and approved by the Mayor this 17 day of December 2018

#Resolution 2018-39

---

William King, Mayor

ATTEST:

---

Karey Milne, City Recorder

#Resolution 2018-39



**Oregon Department of Transportation  
Rail and Public Transit Division**

**Tier II Transit Asset Management Group Plan**



**October 2018**

**TABLE OF CONTENTS**

Introduction..... 1

    Background..... 1

    Transit Asset Management Plan Requirements ..... 2

    Definitions..... 3

Tier II Transit Systems ..... 8

    Benchmarks..... 8

    TAM Plan Inclusion ..... 9

    Vehicle Classifications..... 10

    Asset Inventory..... 10

    Data Collection..... 10

    Condition Assessments..... 12

    Rolling Stock and Equipment..... 12

    Facilities..... 14

    Decision Support Tools..... 16

Investment Prioritization..... 19

Appendix 1 Rolling Stock Inventory by Subrecipient..... 30

Appendix 2 Facility Inventory by Subrecipient ..... 43

## INTRODUCTION

---

In 2016, the Federal Transit Administration (FTA) published a rule, 49 CFR Part 625, to require public transit providers that receive Federal transit assistance to undertake certain transit asset management activities. Transit asset management is the strategic and systematic practice of procuring, operating, inspecting, maintaining, rehabilitating, and replacing transit capital assets to manage their performance, risks, and costs over their life cycles, for the purpose of providing safe, cost-effective, and reliable public transportation. Asset management is a cornerstone of effective performance management. By leveraging data to improve investment decision-making, asset management improves reliability, safety, cost management, and customer service.

## BACKGROUND

Maintaining transit assets, such as rolling stock, infrastructure, equipment, and facilities, in a state of good repair is essential to maintaining safety, ensuring system reliability, and reducing long-term maintenance costs. In its 2010 National State of Good Repair Assessment, FTA found that more than 40% of bus assets and 25% of rail transit assets were in marginal or poor condition. There is an estimated backlog of \$50–\$80 billion in deferred maintenance and replacement needs, a backlog that continues to grow. Transit agency customers, policymakers, and public agencies are holding agency management accountable for performance and increasingly expect more business-like management practices. The magnitude of these capital needs, performance expectations, and increased accountability requires agency managers and accountable executives to become better asset managers.

MAP-21 required the establishment of a National Transit Asset Management (TAM) System that would include a definition of “state of good repair;” requirements that recipients and subrecipients of federal transit funding develop transit asset management plans; state of good repair performance measure and reporting requirements; and annual reporting requirements.

To ensure compliance with the requirements of MAP-21, the FTA published a final rule on TAM planning requirements on July 26, 2016. The final rule included a transit-specific asset management framework for managing assets individually and as a portfolio of assets that comprise an integrated system. Within that framework, the FTA has identified three potential roles in transit asset management planning:

**Tier I Provider** is a recipient that owns, operates, or manages either (1) one hundred and one (101) or more vehicles in revenue service during peak regular service across all fixed route modes or in any one non-fixed route mode, or (2) rail transit. Tier I providers must develop their own, individual TAM plan.

**Tier II Provider** is a recipient that owns, operates, or manages (1) one hundred (100) or fewer vehicles in revenue service during peak regular service across all non-rail fixed route modes or in any one non-fixed route mode, (2) a subrecipient under the 5311 Rural Area Formula Program, (3) or any American Indian tribe. Tier II providers can develop their own individual TAM plan or can be included in a group plan developed by a sponsor agency.

**Sponsor Agency** is a State, a designated recipient, or a direct recipient that develops a group TAM for at least one tier II provider.

Asset management processes are ongoing and involve evaluating and managing the relationships between costs, risks, and performance over the asset's lifecycle. The transit asset management framework has three categories of business processes:

1. Asset Management Vision and Direction – agency-wide processes that establish the organization-wide asset management policy and strategy and drive resource allocation
2. Lifecycle Management – the processes involved in the lifecycle management of individual asset classes; these include managing the data (inventory), monitoring the assets' condition and performance, and developing lifecycle management plans
3. Cross-Asset Planning and Management – agency-wide processes that consider information from all asset classes to support the capital programming and operations and maintenance budgeting process

The fundamental concepts of asset management are straightforward; however, implementing the changes required to become a mature asset management organization requires careful planning and execution. In recognition of the potential administrative and planning burden facing small participating organizations, FTA established new guidelines and planning requirements for State Departments of Transportation.

Specifically, §625.27 requires that States, acting as sponsors, develop a group TAM plan for all subrecipients under the Rural Area Formula Program (Section 5311), including American Indian tribes. The sponsor is responsible for setting unified targets for the plan participants and share that information with MPOs that house their participating providers.

The Oregon group plan will include all Tier II provider subrecipients, except those subrecipients that also are direct recipients under the Urbanized Area Formula Program authorized at 49 U.S.C. 5307. Tier II providers may only participate in one group plan and must provide written notification to Oregon Department of Transportation (ODOT) if they choose to opt-out and develop their own plan. Participants must also provide ODOT with any information necessary and relevant to completing the original plan and any future revisions.

### **TRANSIT ASSET MANAGEMENT PLAN REQUIREMENTS**

ODOT has developed this Oregon Statewide Tier II Transit Asset Management Plan in accordance with the guidelines established by the FTA. Specifically, §625.25 requires that all TAM plans must include:

1. An inventory of the number and type of capital assets. (Appendix 1 and 2) The inventory must include all capital assets that the provider owns, except equipment with an acquisition value under \$50,000 that is not a service vehicle. The inventory also must include third-party owned or jointly procured exclusive-use maintenance facilities, passenger station facilities, administrative facilities, rolling stock, and guideway infrastructure used by a

provider in the provision of public transportation. The asset inventory must be organized at a level of detail commensurate with the level of detail in the provider's program of capital projects.

2. A condition assessment of those inventoried assets for which a provider has direct capital responsibility. (Appendix 1 and 2) A condition assessment must generate information in a level of detail sufficient to monitor and predict the performance of the assets and to inform the investment prioritization.
3. A description of analytical processes or decision-support tools used to estimate capital investment needs over time.
4. A project-based prioritization of investments.

In addition to required elements noted above, group plan sponsors, such as Oregon must ensure the following:

1. Coordination with the development of the plan with each Tier II provider's Accountable Executive; and
2. That the completed group plan is made available to all participants in a format that is easily accessible.

## **DEFINITIONS**

*Accountable Executive* means a single, identifiable person who has ultimate responsibility for carrying out the safety management system of a public transportation agency; responsibility for carrying out transit asset management practices; and control or direction over the human and capital resources needed to develop and maintain both the agency's public transportation agency safety plan, in accordance with 49 U.S.C. 5329(d), and the agency's transit asset management plan in accordance with 49 U.S.C. 5326.

*Asset category* means a grouping of asset classes, including a grouping of equipment, a grouping of rolling stock, a grouping of infrastructure, and a grouping of facilities.

*Asset class* means a subgroup of capital assets within an asset category. For example, buses, trolleys, and cutaway vans are all asset classes within the rolling stock asset category.

*Asset inventory* means a register of capital assets, and information about those assets.

*Capital asset* means a unit of rolling stock, a facility, a unit of equipment, or an element of infrastructure used for providing public transportation.

*Decision support tool* means an analytic process or methodology:

- (1) To help prioritize projects to improve and maintain the state of good repair of capital assets within a public transportation system, based on available condition data and objective criteria; or
- (2) To assess financial needs for asset investments over time.

*Direct recipient* means an entity that receives Federal financial assistance directly from the Federal Transit Administration.

*Equipment* means an article of nonexpendable, tangible property having a useful life of at least one year.

*Exclusive-use maintenance facility* means a maintenance facility that is not commercial and either owned by a transit provider or used for servicing their vehicles.

*Facility* means a building or structure that is used in providing public transportation.

*FTA* – Federal Transit Administration

*Full level of performance* means the objective standard established by FTA for determining whether a capital asset is in a state of good repair.

*Group TAM plan* means a single TAM plan that is developed by a sponsor on behalf of at least one tier II provider.

*Horizon period* means the fixed period of time within which a transit provider will evaluate the performance of its TAM plan.

*Implementation strategy* means a transit provider's approach to carrying out TAM practices, including establishing a schedule, accountabilities, tasks, dependencies, and roles and responsibilities.

*Infrastructure* means the underlying framework or structures that support a public transportation system.

*Investment prioritization* means a transit provider's ranking of capital projects or programs to achieve or maintain a state of good repair. An investment prioritization is based on financial resources from all sources that a transit provider reasonably anticipates will be available over the TAM plan horizon period.

*Key asset management activities* means a list of activities that a transit provider determines are critical to achieving its TAM goals.

*Life-cycle cost* means the cost of managing an asset over its whole life.

*ODOT*– Oregon Department of Transportation

*OPTIS*- Transit Division's web-based software that the Public Transit Section uses to manage grants and assets.

*Participant* means a tier II provider that participates in a group TAM plan.



*Performance Measure* means an expression based on a quantifiable indicator of performance or condition that is used to establish targets and to assess progress toward meeting the established targets (*e.g.*, a measure for on-time performance is the percent of trains that arrive on time, and a corresponding quantifiable indicator of performance or condition is an arithmetic difference between scheduled and actual arrival time for each train).

*Performance target* means a quantifiable level of performance or condition, expressed as a value for the measure, to be achieved within a time period required by the Federal Transit Administration (FTA).

*Public transportation system* means the entirety of a transit provider's operations, including the services provided through contractors.

*Public transportation agency safety plan* means a transit provider's documented comprehensive agency safety plan that is required by 49 U.S.C. 5329.

*Recipient* means an entity that receives Federal financial assistance under 49 U.S.C. Chapter 53, either directly from FTA or as a subrecipient.

*Rolling stock* means a revenue vehicle used in providing public transportation, including vehicles used for carrying passengers on fare-free services.

*Service vehicle* means a unit of equipment that is used primarily either to support maintenance and repair work for a public transportation system or for delivery of materials, equipment, or tools.

*Special Transportation Funds (STF)* means a funding mechanism exclusive for Oregon transit systems to use for capital and operating expenses. These funds support transportation for seniors and persons with disabilities.

*Sponsor* means a State, a designated recipient, or a direct recipient that develops a group TAM for at least one tier II provider.

*State of good repair (SGR)* means the condition in which a capital asset is able to operate at a full level of performance.

*State Transportation Improvement Funds (STIF)* - STIF resources are exclusive to Oregon transit systems and may be used for public transportation purposes that support the effective planning, deployment, operation, and administration of STIF-funded public transportation programs. These uses include, but are not limited to, creating new transit systems and services, maintaining or continuing systems and services, creating plans to improve service, and to meet match requirements for state or federal funds used to provide public transportation services.

*Subrecipient* means an entity that receives Federal transit grant funds indirectly through a State or a direct recipient.

*TERM scale* means the five (5) category rating system used in the Federal Transit Administration's Transit Economic Requirements Model (TERM) to describe the condition of an asset: 5.0—Excellent, 4.0—Good; 3.0—Adequate, 2.0—Marginal, and 1.0—Poor.

*Tier I provider* means a recipient that owns, operates, or manages either (1) one hundred and one (101) or more vehicles in revenue service during peak regular service across all fixed route modes or in any one non-fixed route mode, or (2) rail transit.

*Tier II provider* means a recipient that owns, operates, or manages (1) one hundred (100) or fewer vehicles in revenue service during peak regular service across all non-rail fixed route modes or in any one non-fixed route mode, (2) a subrecipient under the 5311 Rural Area Formula Program, or (3) any American Indian tribe.

*Transit asset management (TAM)* means the strategic and systematic practice of procuring, operating, inspecting, maintaining, rehabilitating, and replacing transit capital assets to manage their performance, risks, and costs over their life cycles, for the purpose of providing safe, cost-effective, and reliable public transportation.

*Transit asset management (TAM) plan* means a plan that includes an inventory of capital assets, a condition assessment of inventoried assets, a decision support tool, and a prioritization of investments.

*Transit asset management (TAM) policy* means a transit provider's documented commitment to achieving and maintaining a state of good repair for all of its capital assets. The TAM policy defines the transit provider's TAM objectives and defines and assigns roles and responsibilities for meeting those objectives.

*Transit asset management (TAM) strategy* means the approach a transit provider takes to carry out its policy for TAM, including its objectives and performance targets.

*Transit asset management system* means a strategic and systematic process of operating, maintaining, and improving public transportation capital assets effectively, throughout the life cycles of those assets.

*Transit provider (provider)* means a recipient or subrecipient of Federal financial assistance under 49 U.S.C. chapter 53 that owns, operates, or manages capital assets used in providing public transportation.

*Useful life* means either the expected life cycle of a capital asset or the acceptable period of use in service determined by FTA.

*Useful life benchmark (ULB)* means the expected life cycle or the acceptable period of use in service for a capital asset, as determined by a transit provider/State, or the default benchmark provided by FTA.

*Useful mileage benchmark (UMB)* means the expected mileage cycle or the acceptable mileage during the life of a capital asset – vehicle, as determined by a transit provider/State.



## **TIER II TRANSIT SYSTEMS**

---

The State of Oregon currently has 53 Tier II transit systems as defined by the Federal Transit Administration, FTA, participating in this plan. Those systems, listed in Table 1, vary from demand response, fixed route and intercity service modes. Each system has requested to participate in the State Plan to ensure compliance with FTA 49 CFR Part 655. A detailed listing of all capital assets included in this plan are located in Appendix 1 and 2.

## **BENCHMARKS**

The State of Oregon Rail and Public Transit received permanent transportation funding through a state payroll tax adopted into law by House Bill 2017. With the increase of transit funding throughout Oregon, the Rail and Public Transit will initially be adjusting the Transit Asset Management benchmarks performance targets. Please see the [Rail and Public Transit Asset Management Webpage](#) for the yearly performance targets.



**Table 1 TAM Plan Systems**

Transit Property	Assets			Transit Property	Assets		
	Rolling Stock	Facilities	Equipment		Rolling Stock	Facilities	Equipment
Basin Transit Service Transportation District	10	1		Grant County Transportation District	8		
Benton County	36			Harney County	8		
Central Oregon Intergovernmental Council	70		1	Hood River County Transportation District	10	4	
City of Albany	16	1		Josephine County	21	1	
City of Canby	11	1		Klamath Basin Senior Citizens Center, Inc.	8		
City of Corvallis	18			Lake County	6	1	
City of Lebanon	5	1		Lane Transit District	149		
City of Milton-Freewater	2			Lincoln County Transportation Service District	17	1	
City of Pendleton	6			Linn County	1		
City of Sandy	13	1		Malheur Council on Aging and Community Services	2		
City of Silverton	3			Malheur County	12		
City of Sweet Home	2			Mid-Columbia Economic Development District	8	1	
City of Woodburn	20	1		Morrow County	10		
Clackamas County	6			Ride Connection, Inc.	120	1	
Columbia County	23	2		Rogue Valley Transportation District	51		1
Community Connection of Northeast Oregon, Inc.	32	1		Senior Citizens of Sweet Home, Inc.	9		
Confederated Tribes of Coos, Lower Umpqua and Siuslaw	1			Sherman County	10	1	
Confederated Tribes of Siletz Indians	9			South Clackamas Transportation District	6	1	
Confederated Tribes of the Umatilla Indian Reservation	9	1	2	Sunset Empire Transportation District	21	1	
Confederated Tribes of Warm Springs	1			The Klamath Tribes	13		
Coos County	7			Tillamook County Transportation District	27	1	
Coos County Area Transit Service District	11	1		United Community Action Network	1		
Coquille Indian Tribe	1			Umatilla County	2		
Crook County	1			Wheeler County	12		
Curry County Public Transit Service District	12			Wilsonville, City of	12		
Douglas County	28			Yamhill County	32		
Gilliam County	14	3		<b>Total</b>	<b>943</b>	<b>27</b>	<b>4</b>

**TAM PLAN INCLUSION**

Under the requirement for TAM Plan inclusion, ODOT requires all Tier II public transit systems or transit systems providing transportation to the public or segment of the public to be included in this plan. All systems included are either recipients or sub-recipients of FTA 5311 funds who own, operate or manage public transportation capital assets used in the provision of public transportation or FTA 5310 funds providing transportation to the general public or the defined, “segment of the general public” according to age, disability or income.

The ODOT TAM Plan is adopted by all participating agency’s Accountable Executive to ensure data has been properly documented, targets and benchmarks are understood. Each Accountable Executive acknowledges the Plan before the final version is published.

## VEHICLE CLASSIFICATIONS

ODOT procures vehicle types to meet the identified need for the vehicle, service geography and ability to maintain the vehicle. Vehicle categories range from Class A – Large, Heavy Duty Bus to Class E – Light Duty Small Bus, Minivan, Van and Sedan. Each vehicle category is designated with a minimal useful life taken from FTA Circular 4010.1E. Below, Table 2 shows the criteria used by ODOT to classify rolling stock and apply Useful Life and Useful Mileage performance measures.

**Table 2 Rolling Stock Classifications**

ODOT Vehicle Classifications	
Asset Class	Asset Sub-Class
Rolling Stock	Class A: 12 yrs/500,000 miles (large, heavy-duty)
	Class B: 10 yrs/350,000 miles (medium, heavy-duty)
	Class C: 7 yrs/200,000 miles (medium, med-duty)
	Class D: 5 yrs/150,000 miles (medium, light-duty)
	Class E: 4 yrs/100,000 miles (small, light-duty)

## ASSET INVENTORY

### Data Collection

ODOT requires grant sub-recipients to submit rolling stock data for TAM purposes quarterly. ODOT uses a web portal database designed specifically to track and account for all assets for program management purposes.



The OPTIS portal allows grant recipients to update on a periodic basis, information on each asset managed by ODOT through State, Federal STF, and STIF funding. The information includes the following data points:

- ◆ Owner Name
- ◆ Operator Name
- ◆ Asset #
- ◆ VIN (Vehicle ID Number)
- ◆ Asset Make
- ◆ Asset Model
- ◆ Asset Last Out of Service
- ◆ Year
- ◆ Seating Capacity
- ◆ ADA Securement Areas
- ◆ Original Value
- ◆ Last Condition Assessment
- ◆ Current Status
- ◆ Sub Grant #
- ◆ Estimated Useful Life Category (Table 2)
- ◆ Estimated Useful Life

Once data is collected, ODOT computes the performance measures for each of the three Tier II categories; Rolling Stock, Facilities and Equipment using an Excel Spreadsheet program with formulas relative to the States criteria for State of Good Repair.

A full listing of all 2017 assets is located in Appendix 1 and 2.



## CONDITION ASSESSMENTS

ODOT combines both system assessments for rolling stock and equipment and facilities.

### Rolling Stock and Equipment

Rolling stock assessments are based on the following conditions in Table 3 and are conducted by transit management or operations supervisors. To conduct a proper vehicle assessment the inspector is required to not only assess the physical vehicle, but also review the maintenance file. The reviewer will identify preventive maintenance inspections as well as maintenance repairs classified as minor or major repairs. Major repairs include substantial work to engine and drivetrain, electrical, body, lift replacement or computer. Minor repairs might include brakes, alignment, minor lift repairs, and other lower cost repairs not associated with preventive maintenance.

Equipment assessments are completed by the subrecipient using the same condition as the rolling stock assessment. This requires transit systems to maintain proper records of each piece of equipment used in the support of public transit service. Only equipment with an acquisition value greater than \$50,000 must be included in their TAM data. The exception is non-revenue service vehicles where value is not a factor. Examples of equipment include non-revenue vehicles, non-permanent facility equipment – movable bus wash system, portable lift systems, tire changing stations, digital bus arrival boards and other major equipment components not a part of the facility.





**Table 3**

Asset Rating Score	Asset Age	Asset Condition	Asset Performance	Level of Maintenance	Asset Condition Rating	
	(Percent of useful Life Remaining)	(Quality, Level of Maintenance Required)	(Reliability, Safety, Meets Industry Standards)	(Level of Preventive and Corrective Maintenance)	Rating Description	Scoring Range
5	Asset new or nearly new 75% - 100%	Asset new or like new; no visible defects	Asset meets or exceeds all performance and reliability metrics, industry standards	No unfunded or deferred maintenance activities	<b>Excellent</b>	<b>4.8 to 5.0</b>
4	Asset nearing or at its midlife point 50%-75%	Asset showing minimal signs of wear; some slight defects or deterioration	Asset generally meets performance and reliability metrics, industry standards	Corrective maintenance increasing; no skipped preventive or corrective maintenance	<b>Good</b>	<b>4.0 to 4.7</b>
3	Asset has passed its midlife point 25%-50%	Some moderately defective or deteriorated components; expected maintenance needs	Occasional performance and reliability issues; may be substandard in some areas	More frequent corrective maintenance required and some minor component failures	<b>Adequate</b>	<b>3.0 to 3.9</b>
2	Asset nearing or at end of its useful life 0%-25%	Increasing numbers of defects; deteriorating components; growing maintenance needs	Performance and reliability problems becoming more serious; sub-standard elements	Corrective maintenance activities frequently, including major components needing replacement or rehab	<b>Marginal</b>	<b>2.0 to 2.9</b>
1	Asset passed its useful life	Asset in need of replacement or restoration; may have critically damaged components	Frequent performance and reliability problems; does not meet industry standards	Major component failures	<b>Poor</b>	<b>1.0 to 1.9</b>

**Facilities**

Facility assessments are completed by the subrecipient using a modified Transit Economic Recovery Model (TERM) assessment form developed by ODOT. The form includes 10 areas of concentration with sub-sections for each area. The rating systems uses a 1-5 rating scale as required by FTA. The facility condition assessment is reported yearly in OPTIS. Facility assessments will be conducted annually. The assessment tool is shown in Table 5. All facility assessments will be documented and entered in a data table to also include useful life data on each facility. Currently, ODOT is using the standard 40 year useful life for facilities and only includes facilities with a purchase price greater than \$50,000. Subrecipients are required to report data for facilities where they have capital responsibility. Facility types include any building or structure used in providing public transportation, including passenger stations, operations, maintenance and administrative facilities.

Capital responsibility is defined as the following:

You have direct capital responsibility	You do NOT have direct capital responsibility
You own the asset	You do not own the asset AND you are not responsible for replacing, overhauling, refurbishing, or conducting major repairs on that asset, or the costs of those activities are not itemized as a capital line item in your budget.
You jointly own the asset with another entity	
You are responsible for replacing, overhauling, refurbishing, or conducting major repairs on that asset, or the costs of those activities are itemized as a capital line item in your budget.	

*For Maintenance and Administrative facilities:*

- ◆ Any maintenance or administration facility under 100 square-ft. does not need to be included (e.g. security guard shack, stand-alone restroom, storage shelter in which no work is performed) in either of your inventories.
- ◆ If your vehicles are the only vehicles that the maintenance facility services, then it is considered an “exclusive use” facility and thus must be inventoried in your TAM plan.
- ◆ If the administrative office is in a building that has only incidental transit use (e.g., city hall), then it is not required to be included in either of your inventories.

*For Passenger and Parking facilities:*

- ◆ All passenger facilities must be inventoried in your TAM plan and reported to the NTD regardless of ownership.
- ◆ You must inventory all parking facilities for which you have direct capital responsibility, and that are immediately adjacent to a passenger facility (e.g., a park-and-ride lot or a garage).

**Table 4 ODOT Conditional Assessment Tool**

This table is to be used for completion of the facility assessment. It includes 10 inspection areas requiring ratings (see below) for each sub category. The score will automatically calculate the SGR score for the facility based on weighted averages of each inspection area.

Maintenance and Administrative Facility Conditional Assessment	NTD ID	SCORE	Assessor Intls.
Inspection Area			
<b>Substructure</b>			
Foundations: Walls, columns, pilings other structural components			
Basement: Materials, insulation, slab, floor underpinnings			
<b>Shell</b>			
Superstructure/structural frame: columns, pillars, walls			
Roof: Roof surface, gutters, eaves, skylights, chimney surrounds			
Exterior: Windows, doors, and all finishes (paint, masonry)			
Shell appurtenances: Balconies, fire escapes, gutters, downspouts			
<b>Interiors</b>			
Partitions: Walls, interior doors, fittings such as signage			
Stairs: Interior stairs and landings			
Finishes: Materials used on walls, floors and ceilings			
<i>This component covers all interior spaces, regardless of use</i>			
<b>Conveyance (Elevators and Escalators)</b>			
Elevators			
Escalators			
Lifts: any other such fixed apparatuses for the movement of goods or people			
<b>Plumbing</b>			
Fixtures			
Water distribution			
Sanitary Waste			
Rain water drainage			
<b>HVAC (Heating, ventilation, and air conditioning)</b>			
Energy supply			
Heat Generation and distribution systems			
Cooling generation and distribution systems			
Testing, balancing, controls and instrumentation			
Chimneys and vents			
<b>Fire Protection</b>			
Sprinklers			
Standpipes			
Hydrants and other fire protection specialties			
<b>Electrical</b>			
Electrical service and distribution			
Lighting & branch wiring (interior and exterior)			
Communications and security			
Other electrical system-related pieces such as lighting protection, generators, and emergency lighting			
<b>Equipment/Fare Collection</b>			
Equipment related to the function of the facility, including maintenance or vehicle service equipment			
For clarity, includes items valued above \$10,000 and related to facility function			
<b>Site</b>			
Roadways/driveways and associated signage, markings and equipment			
Parking lots and associated signage, markings and equipment			
Pedestrian areas and associated signage, markings, and equipment			
Site development such as fences, walls, and miscellaneous structures			
Site Utilities			
Overall Assessment Score			

The Condition Assessment Rating Scale is used to reference the description for scores of 1-5 used to complete the Assessment Form. This scale is taken from FTA's Transit Economic Requirements Model (TERM) scale, used primarily for facilities.

Condition Assessment Rating Scale		
Rating	Condition	Description
4.8-5.0	Excellent	No visible defects, new or near new condition, may still be under warranty if applicable
4.0-4.7	Good	Good condition, but no longer new, may have some slightly defective or deteriorated component(s), but is overall functional
3.0-3.9	Adequate	Moderately deteriorated or defective components; but has not exceeded useful life
2.0-2.9	Marginal	Defective or deteriorated component(s) in need or replacement; exceeded useful life
1.0-1.9	Poor	Critically damaged component(s) or in need of immediate repair; well past useful life

This table should be completed to include the individual(s) who assess each component of the Facility Assessment form. A column on the form requires initials of the person completing that section of the assessment. The below table lists each person by name and title.

Instructions		
Each Inspection Area requires initials of the staff person conducting the inspection. All staff responsible for the facility inspection must be listed.		
Date	Transit System Assessor	Title

### DECISION SUPPORT TOOLS

In an effort to determine the State of Good Repair (SGR) that truly reflects the condition of the asset, ODOT uses a three-factor analysis to determine SGR for rolling stock and equipment. The factors include useful life, useful mileage and condition assessment. Each factor uses a 1-5 scale and utilizes the useful life and miles taken from Table 3 in the beginning of this plan. Taking an average of the three factors allows ODOT to identify rolling stock or equipment that may have not have met its useful life but due to extremely high mileage or adverse operating conditions

may not be fit for its intended purpose. Conversely, a vehicle exceeding its useful life may have low mileage and is in good condition and is fit for its intended purpose.

ODOT uses the three-factor analysis on each asset in Rolling Stock and Equipment resulting in an average which is then used in determining replacement priority. The analysis is summarized by each sub class and is listed below in Tables 5.

**Table 5 – Fleet Summary by Factor**

By Numbers	System Fleet	Performance Measure	Useful Life				
	Asset Sub-Class	Number/Scale	5	4	3	2	1
	<a href="#">Class A: 12 yrs/500,000 miles (large, heavy-duty)</a>	193	41	24	48	40	40
	<a href="#">Class B: 10 yrs/350,000 miles (medium, heavy-duty)</a>	66	19	18	13	12	4
	<a href="#">Class C: 7 yrs/200,000 miles (medium, med-duty)</a>	127	15	16	17	22	57
	<a href="#">Class D: 5 yrs/150,000 miles (medium, light-duty)</a>	239	7	43	22	17	150
	<a href="#">Class E: 4 yrs/100,000 miles (small, light-duty)</a>	318	0	44	22	31	221
	Total Revenue Vehicles	943					

By Numbers	System Fleet	Performance Measure	Useful Miles				
	Asset Sub-Class	Number/Scale	5	4	3	2	1
	<a href="#">Class A: 12 yrs/500,000 miles (large, heavy-duty)</a>	193	50	18	56	23	46
	<a href="#">Class B: 10 yrs/350,000 miles (medium, heavy-duty)</a>	66	16	16	11	6	17
	<a href="#">Class C: 7 yrs/200,000 miles (medium, med-duty)</a>	127	20	16	16	21	54
	<a href="#">Class D: 5 yrs/150,000 miles (medium, light-duty)</a>	239	43	50	32	41	73
	<a href="#">Class E: 4 yrs/100,000 miles (small, light-duty)</a>	318	52	49	46	45	126
	Total Revenue Vehicles	943					

By Numbers	System Fleet	Performance Measure	Condition Assessment				
	Asset Sub-Class	Number/Scale	5	4	3	2	1
	<a href="#">Class A: 12 yrs/500,000 miles (large, heavy-duty)</a>	193	35	47	64	38	9
	<a href="#">Class B: 10 yrs/350,000 miles (medium, heavy-duty)</a>	66	20	15	16	4	11
	<a href="#">Class C: 7 yrs/200,000 miles (medium, med-duty)</a>	127	25	30	30	23	19
	<a href="#">Class D: 5 yrs/150,000 miles (medium, light-duty)</a>	239	45	100	39	25	30
	<a href="#">Class E: 4 yrs/100,000 miles (small, light-duty)</a>	318	80	111	65	33	29
	Total Revenue Vehicles	943					

By Numbers	System Fleet	Performance Measure	Useful Life		Useful Miles		Condition Assessment	
			SGR	NON SGR	SGR	NON SGR	SGR	NON SGR
	Asset Sub-Class	Number/Scale	3-5	1-2	3-5	1-2	3-5	1-2
	<a href="#">Class A: 12 yrs/500,000 miles (large, heavy-duty)</a>	193	112	81	124	69	146	47
	<a href="#">Class B: 10 yrs/350,000 miles (medium, heavy-duty)</a>	66	50	16	43	23	51	15
	<a href="#">Class C: 7 yrs/200,000 miles (medium, med-duty)</a>	127	48	79	52	75	85	42
	<a href="#">Class D: 5 yrs/150,000 miles (medium, light-duty)</a>	239	64	175	125	114	184	55
	<a href="#">Class E: 4 yrs/100,000 miles (small, light-duty)</a>	318	65	253	147	171	256	62
	Total Revenue Vehicles	943						

By Numbers	System Fleet	Performance Measure	Combined		% in SGR
			SGR	NON SGR	
	Asset Sub-Class	Number/Scale	3-5	1-2	
	<a href="#">Class A: 12 yrs/500,000 miles (large, heavy-duty)</a>	193	145	48	75%
	<a href="#">Class B: 10 yrs/350,000 miles (medium, heavy-duty)</a>	66	56	10	85%
	<a href="#">Class C: 7 yrs/200,000 miles (medium, med-duty)</a>	127	66	61	52%
	<a href="#">Class D: 5 yrs/150,000 miles (medium, light-duty)</a>	239	147	92	62%
	<a href="#">Class E: 4 yrs/100,000 miles (small, light-duty)</a>	318	175	143	55%
	Total Revenue Vehicles	943			

In determining the State of Good Repair for Facilities, ODOT uses two performance measures or factors to obtain a realistic assessment of the facility's SGR. The first factor is Useful Life. The below scale shows the formula ODOT uses to determine, on a scale of 1-5, the useful life of a facility.

Useful Life Rating Scale		
5	Excellent	Facility is less than 20 years old
4	Good	Facility is 21-30 years old
3	Adequate	Facility is 31-40 years old
2	Marginal	Facility is 41-50 years old
1	Poor	Facility is 50 years + old

The second factor is condition assessment and is based on a modified Term Lite scale and explained in the Section: Condition Assessment, but scale is below.

Condition Assessment Rating Scale		
Rating	Condition	Description
4.8-5.0	Excellent	No visible defects, new or near new condition, may still be under warranty if applicable
4.0-4.7	Good	Good condition, but no longer new, may have some slightly defective or deteriorated component(s), but is overall functional
3.0-3.9	Adequate	Moderately deteriorated or defective components; but has not exceeded useful life
2.0-2.9	Marginal	Defective or deteriorated component(s) in need or replacement; exceeded useful life
1.0-1.9	Poor	Critically damaged component(s) or in need of immediate repair; well past useful life

By taking an average of these two factors ODOT is able to determine the SGR for each facility and in turn rank them in their Investment Priority Table.

Based on the three-factor analysis for Rolling Stock and two-factor analysis for Facilities, ODOT is able to calculate annual benchmarks to be submitted to FTA as part of the NTD reporting cycle. The benchmarks with performance targets are submitted to the National Transit Database annually and can be found on ODOT's website listed below:

<https://www.oregon.gov/ODOT/RPTD/Pages/Transit-Asset-Management.aspx>

## **INVESTMENT PRIORITIZATION**

---

Through the process laid out in earlier sections of this plan, ODOT is able to identify a list of capital assets in need of replacement or rehabilitation. ODOT generates the following list annually to provide guidance for future investment projects by ODOT and subrecipients. This is an effort to achieve an increased level of State of Good Repair (SGR) and assure transit riders and transit employees the vehicles they are riding or operating are safe and reliable.

Other factors may have an impact on the ability to replace assets on this list. However, because of the list, ODOT is able to plan more effectively for the next fiscal year.

The following Table 7 shows a list of capital assets scoring the lowest score based on the three-factor analysis. Rolling stock assets include any vehicle with an average score of 2 or below.



**Table 7 – Rolling Stock Investment Priority  
Class A**

Operator Name	Asset#	VIN	Asset Make	Asset Model	Year	Last Condition	Asset Last Odometer	Status	Sub-Grant#	EUL Date	In Service Date	Months in Service	Useful Life Scale	Useful Mileage Scale	Condition Assessment Scale	SGR Avg. Scale
City of Sandy	V002180	15GGB211081176199	GILLIG	ELDORADO LF	2008	Poor	571971	Active		09/29/2020	9/29/2008	120	2	1	1	1.33
Lane Transit District	V002068	15GGD1810X1070597	Gillig	LOW-FLOOR	1999	Marginal	564537	Backup/Sp are		09/19/2011	9/19/1999	229	1	1	2	1.33
Lane Transit District	V002069	15GGD1812X1070598	Gillig	LOW-FLOOR	1999	Marginal	586014	Backup/Sp are		09/19/2011	9/19/1999	229	1	1	2	1.33
Lane Transit District	V002070	15GGD1814X1070599	Gillig	LOW-FLOOR	1999	Marginal	583426	Backup/Sp are		09/19/2011	9/19/1999	229	1	1	2	1.33
Lane Transit District	V002071	15GGD1813X1070600	Gillig	LOW-FLOOR	1999	Marginal	610726	Backup/Sp are		09/19/2011	9/19/1999	229	1	1	2	1.33
Lane Transit District	V002072	15GGD1815X1070601	Gillig	LOW-FLOOR	1999	Marginal	629476	Backup/Sp are		09/19/2011	9/19/1999	229	1	1	2	1.33
Lane Transit District	V002073	15GGD271131073060	Gillig	G30D102N4	2003	Marginal	574545	Backup/Sp are		06/15/2015	6/15/2003	184	1	1	2	1.33
Lane Transit District	V002074	15GGD271331073061	Gillig	G30D102N4	2003	Marginal	576761	Backup/Sp are		06/15/2015	6/15/2003	184	1	1	2	1.33
Lane Transit District	V002075	15GGD271731073062	Gillig	G30D102N4	2003	Marginal	577014	Active		06/15/2015	6/15/2003	184	1	1	2	1.33
Lane Transit District	V002076	15GGD271731073063	Gillig	G30D102N4	2003	Marginal	587892	Active		06/15/2015	6/15/2003	184	1	1	2	1.33
Lane Transit District	V002077	15GGD271931073064	Gillig	G30D102N4	2003	Marginal	581532	Active		06/15/2015	6/15/2003	184	1	1	2	1.33
Lane Transit District	V002078	15GGD271031073065	Gillig	G30D102N4	2003	Marginal	593484	Active		06/15/2015	6/15/2003	184	1	1	2	1.33
Lane Transit District	V002079	15GGD271231073066	Gillig	G30D102N4	2003	Marginal	600126	Active		06/15/2015	6/15/2003	184	1	1	2	1.33
Lane Transit District	V002080	15GGD271431073067	Gillig	G30D102N4	2003	Marginal	588900	Active		06/15/2015	6/15/2003	184	1	1	2	1.33
Lane Transit District	V002081	15GGD271631073068	Gillig	G30D102N4	2003	Marginal	570696	Active		06/15/2015	6/15/2003	184	1	1	2	1.33
Lane Transit District	V002082	15GGD271831073069	Gillig	G30D102N4	2003	Marginal	561110	Active		06/15/2015	6/15/2003	184	1	1	2	1.33
Lane Transit District	V002083	15GGD271431073070	Gillig	G30D102N4	2003	Marginal	584925	Active		06/15/2015	6/15/2003	184	1	1	2	1.33
Lane Transit District	V002084	15GGD271631073071	Gillig	G30D102N4	2003	Marginal	571090	Active		06/15/2015	6/15/2003	184	1	1	2	1.33
Lane Transit District	V002085	15GGD271831073072	Gillig	G30D102N4	2003	Marginal	573822	Active		06/15/2015	6/15/2003	184	1	1	2	1.33
Lane Transit District	V002086	15GGD271X31073073	Gillig	G30D102N4	2003	Marginal	595774	Active		06/15/2015	6/15/2003	184	1	1	2	1.33
Lane Transit District	V002087	15GGD271131073074	Gillig	G30D102N4	2003	Marginal	570694	Active		06/15/2015	6/15/2003	184	1	1	2	1.33
Lane Transit District	V002088	15GGD271331073075	Gillig	G30D102N4	2003	Marginal	545222	Active		06/15/2015	6/15/2003	184	1	1	2	1.33
Lane Transit District	V002089	15GGD271531073076	Gillig	G30D102N4	2003	Marginal	578088	Active		06/15/2015	6/15/2003	184	1	1	2	1.33
Lane Transit District	V002090	15GGD271731073077	Gillig	G30D102N4	2003	Marginal	610120	Active		06/15/2015	6/15/2003	184	1	1	2	1.33
Rogue Valley Transportation District	V002029	5FYC4KP156C029710	New Flyer	C35LF	2006	Poor	432488	Active		04/26/2018	4/26/2006	150	1	2	1	1.33
Rogue Valley Transportation District	V002030	5FYC4KP176C029711	New Flyer	C35LF	2006	Poor	445607	Active		04/25/2018	4/25/2006	150	1	2	1	1.33
City of Albany	V000004	15GGD291451073313	Gillig	Low-floor	2005	Marginal	428594	Active		01/01/2017	1/1/2005	165	1	2	2	1.67
Lane Transit District	V002091	15GGD291X51075244	Gillig	G30D102N4	2005	Marginal	492493	Active		07/27/2017	7/27/2005	158	1	2	2	1.67



**Class B**

Operator Name	Asset#	VIN	Asset Make	Asset Model	Year	Last Condition	Asset Last Odometer	Status	Sub-Grant#	EUL Date	In Service Date	Months in Service	Useful Life Scale	Useful Mileage Scale	Condition Assessment Scale	SGR Avg. Scale
Tillamook County Transportation District	V000544	1HVBTAAM35H151585	International	El Dorado	2005	Poor	466351	Active		01/01/2015	1/1/2005	165	1	1	1	1.00
Special Mobility Services	V000943	4UZAB0DT8ACAR6364	Freightliner	Champion CT5RE 208	2010	Poor	463969	Pending Disposal	24287	01/27/2020	1/27/2010	104	2	1	1	1.33
Tillamook County Transportation District	V000952	3FRNF6FC9AV235209	Ford Glaval	Concord II	2010	Poor	485510	Active	25648	04/08/2020	4/8/2010	102	2	1	1	1.33
Tillamook County Transportation District	V000956	3FRNF6FC5AV235207	Ford Glaval	Concord II	2010	Poor	458482	Active	25633	05/05/2020	5/5/2010	101	2	1	1	1.33
Tillamook County Transportation District	V000957	3FRNF6FC7AV235208	Ford Glaval	Concord II	2010	Poor	457055	Active	25633	05/13/2020	5/13/2010	101	2	1	1	1.33
Tillamook County Transportation District	V001033	3FRNF6FC8AV275927	Ford Glaval	Concord II	2010	Poor	404562	Active	26100	12/15/2020	12/15/2010	94	2	1	1	1.33
Tillamook County Transportation District	V000845	1GBJ5V1989F407031	GM Chevrolet	American Coach	2009	Poor	336537	Active	24278	07/16/2019	7/16/2009	111	2	2	1	1.67
Tillamook County Transportation District	V001150	3FRNF6FC4BV385634	Ford Glaval	Concord II	2011	Poor	365338	Active	26557	06/30/2021	6/30/2011	87	3	1	1	1.67

**Class C**

Operator Name	Asset#	VIN	Asset Make	Asset Model	Year	Last Condition	Asset Last Odometer	Status	Sub-Grant#	EUL Date	In Service Date	Months in Service	Useful Life Scale	Useful Mileage Scale	Condition Assessment Scale	SGR Avg. Scale
Josephine County	V000933	1GB9G5AG7A1105453	Ford	Startrans Senator	2010	Poor	222026	Pending Disposal	25631	03/22/2017	3/22/2010	103	1	1	1	1.00
Special Mobility Services	V000487	4UZAABDDX4CN41568	Freightliner	Champion	2004	Poor	515761	Pending Disposal		01/01/2011	1/1/2004	177	1	1	1	1.00
Special Mobility Services	V000508	1FDXE45S36DB37156	Ford	El Dorado Aerotech 240	2007	Poor	247977	Pending Disposal	22625	01/01/2014	1/1/2007	141	1	1	1	1.00
Maiheuer Council on Aging and Community Services	V000789	1GBE5V1928F416579	Goshen	Medium-duty bus	2009	Poor	313575	Active	25030	01/01/2006	1/1/1999	237	1	1	1	1.00
Central Oregon Intergovernmental Council	V000967	1HVBTSKM1AH275787	Ford	Category C, Medium-size medium-duty transit bus	2010	Poor	240787	Pending Disposal	25618	04/27/2017	4/27/2010	101	1	1	1	1.00
Central Oregon Intergovernmental Council	V000968	1HVBTSKM5AH275789	Ford	Aero Elite 320	2010	Marginal	307009	Active	25618	04/27/2017	4/27/2010	101	1	1	2	1.33
Central Oregon Intergovernmental Council	V000969	1HVBTSKM3AH275788	Ford	Aero Elite 320	2010	Poor	287017	Pending Disposal	25618	04/20/2020	4/20/2013	66	2	1	1	1.33
Columbia County	V000070	1GBE5V1247F415578	Chevrolet	Eldorado Aero Elite	2007	Marginal	401976	Active		09/01/2014	9/1/2007	133	1	1	2	1.33
Confederated Tribes of the Umatilla Indian Reservation	V001202	1FDGFG5GT5BEC21637	Ford	Glaval Entourage F550	2011	Marginal	391444	Active	27670	08/22/2018	8/22/2011	86	1	1	2	1.33
Josephine County	V001232	1GB6G5BG1B1178238	Chevrolet	Spirit of Mobility Arboc	2011	Poor	242807	Active	27483	01/04/2019	1/4/2012	81	2	1	1	1.33
Josephine County	V001233	1GB6G5BG7B1178275	Chevrolet	Spirit of Mobility Arboc	2011	Poor	234111	Active	27483	01/31/2019	1/31/2012	80	2	1	1	1.33
Josephine County	V001234	1GB6G5BG1B1178322	Chevrolet	Spirit of Mobility Arboc	2011	Poor	232987	Active	27483	01/31/2019	1/31/2012	80	2	1	1	1.33
Special Mobility Services	V000502	1FDXE45S6DB37154	Ford	El Dorado Aerotech 240	2007	Marginal	251940	Active	22625	01/01/2014	1/1/2007	141	1	1	2	1.33
Special Mobility Services	V000503	1FDXE45S76DB37158	Ford	El Dorado Aerotech 240	2007	Marginal	302196	Active	22625	01/01/2014	1/1/2007	141	1	1	2	1.33
Special Mobility Services	V000504	1FDXE45S96DB37159	Ford	El Dorado Aerotech 240	2007	Marginal	220774	Active	22625	01/01/2014	1/1/2007	141	1	1	2	1.33
Special Mobility Services	V000505	1FDXE45S6DB37160	Ford	El Dorado Aerotech 240	2007	Marginal	295367	Active	22625	01/01/2014	1/1/2007	141	1	1	2	1.33
Special Mobility Services	V000506	1FDXE45S76DB37161	Ford	El Dorado Aerotech 240	2007	Marginal	292416	Active	22625	01/01/2014	1/1/2007	141	1	1	2	1.33
Special Mobility Services	V000507	1FDXE45S06DB37163	Ford	El Dorado Aerotech 240	2007	Marginal	322456	Active	22625	01/01/2014	1/1/2007	141	1	1	2	1.33
Special Mobility Services	V000509	1FDXE45S96DB37162	Ford	El Dorado Aerotech 240	2007	Marginal	280353	Active	22625	01/01/2014	1/1/2007	141	1	1	2	1.33
Rhody Express	V000942	1FDXE45S19DA90676	Eldorado	Aerotech 240	2009	Marginal	222383	Active	25632	03/12/2017	3/12/2010	103	1	1	2	1.33
The Klamath Tribes	V002231	1FDXE45S89DA92862	Ford	Champion Challenger E450	2010	Marginal	203471	Active		06/10/2017	6/10/2010	100	1	1	2	1.33
Wilsonville, City of	V000747	1FDXE45F13HB85164	Ford	El Dorado Aerotech 240	2003	Marginal	312288	Active		01/01/2010	1/1/2003	189	1	1	2	1.33
Yamhill County	V000743	1FDXE45F42HB75839	Ford	El Dorado Aerotech 240	2002	Marginal	337597	Active		01/01/2009	1/1/2002	201	1	1	2	1.33
Yamhill County	V000806	1GBJ5V1010F402284	Eldorado	Aero Elite 320	2009	Marginal	599701	Active	24283	01/07/2016	1/7/2009	117	1	1	2	1.33
Yamhill County	V001652	1FDXE45P8DA39658	Ford	ElDorado	2008	Marginal	306199	Backup/Sp are		05/08/2015	5/8/2008	125	1	1	2	1.33
Dial a Bus-Benton County	V001271	1FDUF5GT3CEA73881	Eldorado	Aero Elite 320	2012	Poor	194963	Active	27477	07/10/2019	7/10/2012	75	2	2	1	1.67
Central Oregon Intergovernmental Council	V000023	1FDXE45S12HB75780	Ford	ElDorado	2002	Adequate	221466	Pending Disposal		10/01/2009	10/1/2002	192	1	1	3	1.67
Central Oregon Intergovernmental Council	V000025	1FDXE45S52HB75782	Ford	ElDorado	2002	Adequate	210474	Pending Disposal		10/01/2016	10/1/2009	108	1	1	3	1.67
City of Sandy	V001339	1FVACWU2DHF7863	Freightliner	Champion Defender	2013	Marginal	200286	Active	27717	11/12/2019	11/12/2012	71	2	1	2	1.67

**Class C cont.**

Operator Name	Asset#	VIN	Asset Make	Asset Model	Year	Last Condition	Asset Last Odometer	Status	Sub-Grant#	EUL Date	In Service Date	Months in Service	Useful Life Scale	Useful Mileage Scale	Condition Assessment Scale	SGR Avg. Scale
Senior Citizens of Sweet Home, Inc. Columbia County	V000867	1GBE4V1909F407853	Chevrolet	Startrans	2009	Adequate	283619	Active	25647	11/04/2016	11/4/2009	107	1	1	3	1.67
	V000793	1GBE5V1959F403598	Ford	Aerolite 320	2008	Adequate	319822	Active	24313	12/09/2015	12/9/2008	118	1	1	3	1.67
United Community Action Network	V000529	1N9FLACL85C084247	Ford	EIDorado	2005	Adequate	313260	Active		01/01/2012	1/1/2005	165	1	1	3	1.67
United Community Action Network	V000914	1GBG5V1978F414684	Champion	Defender	2008	Adequate	335975	Active	25627	03/08/2017	3/8/2010	103	1	1	3	1.67
United Community Action Network	V000938	1GBG5U1978F414541	Champion	Defender	2010	Adequate	342559	Active	25627	04/05/2017	4/5/2010	102	1	1	3	1.67
United Community Action Network	V000939	1GBG5U1968F414577	Champion	Defender	2010	Adequate	332670	Active	25627	04/05/2017	4/5/2010	102	1	1	3	1.67
United Community Action Network	V000940	1GBG5U1948F414612	Champion	Defender	2010	Adequate	334322	Active	25627	04/05/2017	4/5/2010	102	1	1	3	1.67
United Community Action Network	V000941	1GBG5U1988F414709	Champion	Defender	2010	Adequate	319252	Active	25627	04/05/2017	4/5/2010	102	1	1	3	1.67
Hood River County Transportation District	V001184	1FDXE4FS1BD472604	Ford E450	Champion Bus	2011	Poor	139678	Active	26513	07/31/2018	7/31/2011	86	1	3	1	1.67
Special Mobility Services	V000489	1FDXE45SX5HA77285	Ford	Medium, Medium-Duty Bus	2005	Marginal	293934	Active		01/01/2019	1/1/2012	81	2	1	2	1.67
Special Mobility Services	V000920	1FDXE45S89DA47226	Ford	Eldorado Aerotech 240	2009	Adequate	222725	Active	24627	11/19/2016	11/19/2009	107	1	1	3	1.67
Special Mobility Services	V000922	1FDXE45S69DA47225	Ford	Eldorado Aerotech 240	2009	Adequate	208858	Active	24288	12/09/2016	12/9/2009	106	1	1	3	1.67
Special Mobility Services	V000923	1FDXE45S79DA47220	Ford	EI Dorado Aerotech 240	2009	Adequate	232027	Active	24288	12/04/2016	12/4/2009	106	1	1	3	1.67
Special Mobility Services	V000924	1FDXE45S99DA47221	Ford	Eldorado Aerotech 240	2009	Adequate	225749	Active	24288	12/08/2016	12/8/2009	106	1	1	3	1.67
Special Mobility Services	V000926	1FDXE45S29DA47223	Ford	Eldorado Aerotech 240	2009	Adequate	209231	Active	24288	08/12/2016	8/12/2009	110	1	1	3	1.67
Lincoln County Transportation Service District	V002190	1FDXE45P09DA81284	FMCO	E450/STBS22	2009	Poor	116410	Active		09/09/2016	9/9/2009	109	1	3	1	1.67
Lincoln County Transportation Service District	V002191	1FDXE45P29DA81285	FMCO	E450/STBS22	2009	Poor	125054	Active		09/09/2016	9/9/2009	109	1	3	1	1.67
Lincoln County Transportation Service District	V002192	1FDXE45P49DA81286	FMCO	E450/STBS22	2009	Poor	138931	Active		09/09/2016	9/9/2009	109	1	3	1	1.67
Lincoln County Transportation Service District	V002193	1FDXE45P19DA91032	FMCO	E450/STBS22	2009	Poor	106635	Active		11/11/2016	11/11/2009	107	1	3	1	1.67
Senior Citizens of Sweet Home, Inc.	V001229	5WEASSKM9BH354532	International	Navistar Champion Defender	2011	Poor	187632	Active	26547	12/30/2018	12/30/2011	81	2	2	1	1.67
South Clackamas Transportation District	V001474	1GB6G5BL3E1167212	Chevrolet	4500	2014	Poor	281434	Active	29298	06/09/2021	6/9/2014	52	3	1	1	1.67
Sunset Empire Transportation District	V000874	1GBG5U1938F417114	Chevy	Startrans Senator HD	2010	Adequate	269446	Active	25646	12/02/2016	12/2/2009	106	1	1	3	1.67
Wilsonville, City of	V000749	1FDXE45P85HA59900	Ford	Champion Challenger med medium-duty bus	2005	Adequate	317172	Active		01/01/2012	1/1/2005	165	1	1	3	1.67
United Community Action Network	V000124	1GBE5V1237F416141	Chevy		2007	Adequate	322143	Backup/Sp are		01/01/2014	1/1/2007	141	1	1	3	1.67

**Class D**

Operator Name	Asset#	VIN	Asset Make	Asset Model	Year	Last Condition	Asset Last Odometer	Status	Sub-Grant#	EUL Date	In Service Date	Months in Service	Useful Life Scale	Useful Mileage Scale	Condition Assessment Scale	SGR Avg. Scale
Senior Citizens Council of Benton County	V000799	1FD4E45SX8DB05262	Ford	EiDorado	2008	Poor	241527	Active	24297	06/27/2013	6/27/2008	123	1	1	1	1.00
Senior Citizens Council of Benton County	V000837	1FD4E45S68DB05260	Ford Eldorado	Aerotech 220	2008	Poor	257534	Active	24420	06/27/2013	6/27/2008	123	1	1	1	1.00
City of Pendleton	V000277	1FDXE40S0XHA20636	Ford	medium light-duty bus	1999	Poor	252354	Active		01/01/2004	1/1/1999	237	1	1	1	1.00
Clackamas County	V000905	1FDXE45S59DA42243	Ford	Startrans Senator	2009	Poor	283298	Active	25619	08/17/2014	8/17/2009	110	1	1	1	1.00
Community Connection of Northeast Oregon, Inc. (Baker)	V000077	1FDXE45S02HB75818	Ford	EiDorado	2002	Poor	210085	Active		01/01/2007	1/1/2002	201	1	1	1	1.00
Community Connection of Northeast Oregon, Inc. (Baker)	V000886	1GB6G3AG4A1104901	Chevrolet	Startrans Senator Paratransit	2010	Poor	213961	Active	25623	12/28/2014	12/28/2009	105	1	1	1	1.00
Community Connection of Northeast Oregon, Inc. (Wallowa)	V000935	1GB6G3AG1A1105701	Chevrolet	Startrans Senator	2010	Poor	152539	Active	25622	12/28/2014	12/28/2009	105	1	1	1	1.00
Coos County Area Transit Service District	V000877	1FDEE35S69DA81168	Ford	Starcraft Paratransit	2009	Poor	161414	Active	25625	10/22/2013	10/22/2008	120	1	1	1	1.00
Coos County Area Transit Service District	V000991	1FDXE4FS4DA63278	Ford	Startrans Senator	2010	Poor	184903	Active	26500	08/20/2015	8/20/2010	98	1	1	1	1.00
Coos County Area Transit Service District	V000993	1FDXE4FS2ADA63280	Ford	Startrans Senator	2010	Poor	188297	Active	26500	08/17/2015	8/17/2010	98	1	1	1	1.00
Curry County Public Transit Service District	V000791	1FD4E45SX8DB51741	Ford	Elkhart EC II	2008	Poor	235809	Pending Disposal	24285	08/28/2013	8/28/2008	121	1	1	1	1.00
Curry County Public Transit Service District	V000870	1FDXE45S09DA42263	Ford	Startrans Senator	2009	Poor	173346	Active	25626	11/02/2014	11/2/2009	107	1	1	1	1.00
Hood River County Transportation District	V000903	1FDXE4FS6ADA11165	Ford	Eldorado Aerotech 250	2010	Poor	171977	Active	25630	03/26/2015	3/26/2010	103	1	1	1	1.00
Josephine County	V000160	1FDXE45S73HB43272	Ford	bus	2003	Poor	272260	Pending Disposal		01/01/2008	1/1/2003	189	1	1	1	1.00
Lincoln County Transportation Service District	V000953	1FDXE45P39DA91033	Ford E450	Startrans Senator	2009	Poor	158372	Pending Disposal	25635	03/22/2017	3/22/2012	79	1	1	1	1.00
Malheur Council on Aging and Community Services	V000203	1FDXE45S2HB75809		EiDorado	2003	Poor	327229	Active		01/01/2008	1/1/2003	189	1	1	1	1.00
Morrow County	V000222	1FDXE45S1YHB68837	Ford	Small bus	2000	Poor	195055	Active		1/1/2005	1/1/2000	225	1	1	1	1.00
Ride Connection, Inc.	V000311	1FDXE45FX2HA09356	Ford El Dorado	Aerotech 220	2002	Poor	178068	Active		01/01/2007	1/1/2002	201	1	1	1	1.00
Ride Connection, Inc.	V000315	1FDXE45S12HB75813	Ford El Dorado	Aerotech 240	2002	Poor	220068	Active		01/01/2007	1/1/2002	201	1	1	1	1.00
Ride Connection, Inc.	V000320	1FDXE45S73HB28321	Ford El Dorado	Aerotech 240	2003	Poor	176433	Active		01/01/2008	1/1/2003	189	1	1	1	1.00
Ride Connection, Inc.	V000330	1FDXE45S34HB52357	Ford El Dorado	Aerotech 240	2004	Poor	196712	Active		01/01/2009	1/1/2004	177	1	1	1	1.00
Ride Connection, Inc.	V000989	1FDXE45S31HA74142	Ford El Dorado	Aerotech 240	2001	Poor	206531	Active		01/01/2006	1/1/2001	213	1	1	1	1.00
City of Sandy	V000995	1FDEE3FS0ADA79192	Ford Startrans	Senator	2010	Poor	148455	Active	26106	09/03/2015	9/3/2010	97	1	2	1	1.33
Community Connection of Northeast Oregon, Inc. (Baker)	V000078	1FDXE45SX5HA60082	Ford	EiDorado	2005	Marginal	170322	Active		01/01/2010	1/1/2005	165	1	1	2	1.33
Community Connection of Northeast Oregon, Inc. (Baker)	V001158	1GBJG31K791154508	Chevrolet	ARBOC Spirit of Mobility	2011	Marginal	187398	Active	26491	07/01/2016	7/1/2011	87	1	1	2	1.33
Coos County Area Transit Service District	V000767	1FD3E35L18DB00983	Ford	Eldorado Aerolite	2008	Marginal	171455	Active	24320	06/06/2012	6/6/2007	136	1	1	2	1.33
Coos County Area Transit Service District	V000797	1FD4345SX8DB52047	Ford	Elkhart ECII	2008	Marginal	152000	Active	24320	01/12/2014	1/12/2009	117	1	1	2	1.33
Coos County Area Transit Service District	V000879	1FDXE45L99DA92331	Eldorado	Aerotech 220	2009	Marginal	177199	Active	25625	11/20/2014	11/20/2009	107	1	1	2	1.33
Coos County Area Transit Service District	V000880	1FDXE45L09DA92332	Eldorado	Aerotech 220	2009	Marginal	189278	Active	25625	11/20/2014	11/20/2009	107	1	1	2	1.33
Hood River County Transportation District	V000904	1FDXE4FS8ADA11166	Ford	Eldorado Aerotech 250	2010	Poor	120289	Pending Disposal	25630	03/26/2015	3/26/2010	103	1	2	1	1.33

**Class D cont.**

Operator Name	Asset#	VIN	Asset Make	Asset Model	Year	Last Condition	Asset Last Odometer	Status	Sub-Grant#	EUL Date	In Service Date	Months in Service	Useful Life Scale	Useful Mileage Scale	Condition Assessment Scale	SGR Avg. Scale
South Lane Wheels	V000476	1FDXE45S87DB088	Ford/Eldorado Aerotech	Medium Light-Duty Bus	2007	Marginal	177490	Active		1/1/2012	1/1/2007	141	1	1	2	1.33
Special Mobility Services	V000499	1FDXE45S86DB37153	Ford	El Dorado Aerotech 240	2007	Marginal	282637	Active	22625	01/01/2012	1/1/2007	141	1	1	2	1.33
Special Mobility Services	V000500	1FDXE45S16DB37155	Ford	Medium Light-Duty Bus	2007	Marginal	255968	Active	22625	01/01/2012	1/1/2007	141	1	1	2	1.33
Special Mobility Services	V000501	1FDXE45S56DB37157	Ford	El Dorado Aerotech 240	2007	Marginal	289031	Active	22625	01/01/2012	1/1/2007	141	1	1	2	1.33
Lincoln County Transportation Service District	V000954	1FDXE45P59DA91034	Ford E450	Startrans Senator	2009	Poor	148690	Active	25635	01/13/2015	1/13/2010	105	1	2	1	1.33
Malheur Council on Aging and Community Services	V000861	1GBE4V19X9F407343	Chevrolet	4500 Senator	2009	Marginal	174016	Active	25637	10/14/2014	10/14/2009	108	1	1	2	1.33
Malheur Council on Aging and Community Services	V001237	1FDXE45S79DA37741	FORD	E450 Champion Challenger	2009	Marginal	150389	Active	27485	01/01/2015	1/1/2010	105	1	1	2	1.33
Ride Connection, Inc.	V000314	1FDXE45S32HB75814	Ford El Dorado	Aerotech 240	2002	Marginal	160619	Active		01/01/2007	1/1/2002	201	1	1	2	1.33
MV Advancements	V000220	1FDXE45S46DB42074	Ford	ElDorado Aero	2006	Marginal	215208	Active		01/01/2011	1/1/2006	153	1	1	2	1.33
Yamhill County	V000761	1FDXE45S94HB44943	Ford	E450	2004	Marginal	384863	Active		01/01/2009	1/1/2004	177	1	1	2	1.33
Central Oregon Intergovernmental Council	V000841	1FDXE45S19DA20711	Ford Eldorado	Aerotech	2009	Adequate	234870	Active	24967	04/23/2014	4/23/2009	114	1	1	3	1.67
Central Oregon Intergovernmental Council	V000907	1FDXE4FS0ADA11159	Ford Eldorado	Aerotech 240	2010	Adequate	196251	Active	25618	02/23/2015	2/23/2010	104	1	1	3	1.67
Central Oregon Intergovernmental Council	V000908	1FDXE4FS0ADA11162	Ford Eldorado Aerotech 240	Aerotech 240	2010	Adequate	158972	Active	25618	02/23/2015	2/23/2010	104	1	1	3	1.67
Central Oregon Intergovernmental Council	V000909	1FD4E45S28DB59400	Ford Eldorado	Aerotech 240	2008	Adequate	177864	Active	24683	12/01/2013	12/1/2008	118	1	1	3	1.67
City of Canby	V000977	1GB9G5A68A1121989	Chevrolet Startrans	Senator	2010	Marginal	136618	Active	26101	06/07/2015	6/7/2010	100	1	2	2	1.67
City of Canby	V000980	1GB9G5A65A1122100	Chevrolet Startrans	Senator	2010	Marginal	119259	Active	26101	06/23/2015	6/23/2010	100	1	2	2	1.67
City of Canby	V002021	1GBE4V1999F407205	Chevrolet	Senator	2009	Marginal	138884	Backup/Spare		09/01/2016	9/1/2011	85	1	2	2	1.67
City of Lebanon	V000906	1FDXE45S79DA06523	Ford	Startrans Senator	2009	Adequate	158101	Active	24344	05/28/2014	5/28/2009	112	1	1	3	1.67
City of Milton-Freewater	V000913	1FD4E45S8DA70349	Eldorado Aerotech 220	ElDorado Aerotech 220	2008	Adequate	192670	Active	24284	05/14/2013	5/14/2008	125	1	1	3	1.67
Columbia County	V000069	1FDWE35L06DB42037	Ford	Eldorado	2007	Adequate	372852	Active		01/01/2011	1/1/2006	153	1	1	3	1.67
Columbia County	V000811	1FDXE45S59DA12160	Eldorado	Aerotech 240	2008	Adequate	333142	Active	24263	04/13/2014	4/13/2009	114	1	1	3	1.67
Columbia County	V000891	1GB9G5A62A1107652	Chevrolet	Starans Senator	2010	Adequate	239093	Active	25620	01/20/2015	1/20/2010	105	1	1	3	1.67
Columbia County	V001325	1GB6G5BL9C1171990	Chevrolet Elkhart ECII	Category D medium size light duty bus	2012	Adequate	242745	Active	27479	11/01/2017	11/1/2012	71	1	1	3	1.67
Ride Connection, Inc.	V000347	1FDXE45S56DB32685	Ford El Dorado	Aerotech 240	2006	Adequate	150731	Active		01/01/2011	1/1/2006	153	1	1	3	1.67
Senior Citizens of Sweet Home, Inc.	V000782	1FD4E45P68DA85006	Ford	E450 Elkhart	2008	Adequate	178324	Active		01/01/2013	1/1/2008	129	1	1	3	1.67
Tillamook County Transportation District	V001486	1FDXE4FS1EDA48310	Ford	E-450 Champion	2014	Marginal	188134	Active	29040	06/22/2019	6/22/2014	52	2	1	2	1.67
Tillamook County Transportation District	V001487	1FDXE4FSEDA48311	Ford	E-450 Champion	2014	Marginal	180352	Active	29040	06/22/2019	6/22/2014	52	2	1	2	1.67
Yamhill County	V000895	1FDXE45P89DA41972	Eldorado	Aerotech 240	2010	Adequate	319863	Active	25650	01/08/2015	1/8/2010	105	1	1	3	1.67
Yamhill County	V001292	1HVBTSKM4H246820	International	3200 Navistar	2010	Marginal	254370	Pending Disposal	27488	07/01/2019	7/1/2014	51	2	1	2	1.67

**Class E**

Operator Name	Asset#	VIN	Asset Make	Asset Model	Year	Last Condition	Asset Last Odometer	Status	Sub-Grant#	EUL Date	In Service Date	Months in Service	Useful Life Scale	Useful Mileage Scale	Condition Assessment Scale	SGR Avg. Scale
Benton County	V000155	1FDXE45S94HA86137	Ford	EIDorado	2004	Poor	187362	Active		01/01/2008	1/1/2003	189	1	1	1	1.00
Dial a Bus--Benton County	V001059	2D4RN4DE3AR462598	Dodge	Eldorado Amerivan	2010	Poor	150392	Active	26582	02/11/2015	2/11/2010	104	1	1	1	1.00
Dial a Bus--Benton County	V001061	2D4RN4DE8AR462600	Dodge	Eldorado Amerivan	2010	Poor	161750	Active	26582	02/02/2015	2/2/2010	104	1	1	1	1.00
City of Albany	V000002	2G1WF52E249423794	CHEVY	Impala	2004	Poor	170338	Active		02/24/2008	2/24/2003	188	1	1	1	1.00
City of Albany	V000003	2G1WF52E749443717	CHEVY	Impala	2004	Poor	137602	Active		01/01/2008	1/1/2003	189	1	1	1	1.00
City of Albany	V000763	1GBDV13W18D165458	Chevrolet	Uplander	2008	Poor	149528	Active	24619	05/12/2012	5/12/2007	137	1	1	1	1.00
City of Lebanon	V000180	1FDXE45S22HA76580	Ford	El Dorado Aerotech	2002	Poor	111581	Active		01/01/2006	1/1/2001	213	1	1	1	1.00
City of Woodburn	V000755	1GNDX03E32D247634	Chevy	Venture	2002	Poor	110973	Active		10/01/2006	10/1/2001	204	1	1	1	1.00
Columbia County	V000063	2FMZA55244BA51254	Ford	Liberty - modified Van	2004	Poor	288046	Pending Disposal		01/01/2008	1/1/2003	189	1	1	1	1.00
Columbia County	V000066	1GBDV13157D129372	Chevy	Uplander	2007	Poor	289596	Active		01/01/2011	1/1/2006	153	1	1	1	1.00
Community Connection of Northeast Oregon, Inc. (Union)	V000082	1GBDV13E85D150541	Chevy	modified minivan	2005	Poor	212801	Active		01/01/2009	1/1/2004	177	1	1	1	1.00
Coos County Area Transit Service District	V000097	1FDXE45S22HB64917	Ford	Aerotech	2002	Poor	267001	Active		01/01/2006	1/1/2001	213	1	1	1	1.00
Curry County Public Transit Service District	V000919	2D4RN4DE5AR164523	Dodge	Braun Entervan	2010	Poor	110598	Active	25626	01/13/2014	1/13/2009	117	1	1	1	1.00
Malheur Council on Aging and Community Services	V000199	1GBDV13E65D150263	Chevy	Modified minivan	2005	Poor	182628	Out-of-service		01/01/2009	1/1/2004	177	1	1	1	1.00
Malheur Council on Aging and Community Services	V000204	1GBDV13L05D300883	Chevy	Modified van	2005	Poor	286938	Out-of-service		01/01/2009	1/1/2004	177	1	1	1	1.00
Malheur Council on Aging and Community Services	V000883	2D4RN4DEXAR167658	Dodge	Grand Caravan	2010	Poor	253349	Active	25637	01/15/2014	1/15/2009	117	1	1	1	1.00
Ride Connection, Inc.	V000986	1FDXE45S0YHC01195	Ford El Dorado	Aerotech 220	2000	Poor	205691	Active		01/01/2004	1/1/1999	237	1	1	1	1.00
Tillamook County Transportation District	V000944	1FTDS34L59DA66101	Ford Braun	Paratransit	2009	Poor	100637	Active	25904	03/25/2014	3/25/2009	115	1	1	1	1.00
Wheeler County	V001055	2D4RN4DEXAR292322	Dodge	Grand Caravan	2010	Poor	110726	Active	26563	02/07/2015	2/7/2010	104	1	1	1	1.00
Wheeler County	V001296	2C4RDGBG1CR265244	Dodge	Grand Caravan	2012	Poor	117928	Active	27487	09/05/2016	9/5/2011	85	1	1	1	1.00
Wheeler County	V001374	2C4RDGBG7DR617499	Dodge	Grand Caravan	2013	Poor	138049	Pending Disposal	28540	01/29/2017	1/29/2012	80	1	1	1	1.00
City of Albany	V000929	2D4RN4DE7AR164541	Braun Entervan	Category E-3, Modified Minivan	2010	Marginal	117333	Active	26079	01/07/2014	1/7/2009	117	1	1	2	1.33
City of Albany	V001204	2D4RN3DG7BR718481	Dodge	Grand Caravan	2011	Marginal	112049	Active	26577	09/06/2015	9/6/2010	97	1	1	2	1.33
City of Albany	V001205	2D4RN3DG9BR718482	Dodge	Grand Caravan	2011	Marginal	109117	Active	26577	09/06/2015	9/6/2010	97	1	1	2	1.33
City of Pendleton	V000764	1D8HN44H58B157196	Dodge	Caravan	2008	Marginal	129778	Active		01/01/2013	1/1/2008	129	1	1	2	1.33
City of Pendleton	V000765	1D8HN44H78B157195	Dodge	Caravan	2008	Marginal	163593	Active		01/01/2012	1/1/2007	141	1	1	2	1.33
City of Woodburn	V001957	1GNDX03E32D247634	Chevy	Minivan	2002	Marginal	111450	Active		02/01/2006	2/1/2001	212	1	1	2	1.33
Columbia County	V000062	1FDSE35L01HA78713	Ford	Modified van	2001	Marginal	334479	Pending Disposal		01/01/2005	1/1/2000	225	1	1	2	1.33
Community Connection of Northeast Oregon, Inc. (Baker)	V000843	1D8HN44E69B520689	Dodge	Braun Entervan	2009	Marginal	125953	Active	25623	06/22/2013	6/22/2008	124	1	1	2	1.33
Community Connection of Northeast Oregon, Inc. (Union)	V000937	1D8HN44E49B520688	Dodge	Braun Entervan	2009	Marginal	171615	Active	25621	07/27/2013	7/27/2008	122	1	1	2	1.33

**Class E cont.**

Operator Name	Asset#	VIN	Asset Make	Asset Model	Year	Last Condition	Asset Last Odometer	Status	Sub-Grant#	EUL Date	In Service Date	Months in Service	Useful Life Scale	Useful Mileage Scale	Condition Assessment Scale	SGR Avg. Scale
Confederated Tribes of the Umatilla Indian Reservation	V000847	1D8HN44E09B520686	Dodge	Grand Caravan Braun Entervan	2009	Marginal	226231	Active	25624	06/18/2013	6/18/2008	124	1	1	2	1.33
Coos County Area Transit Service District	V002183	2D4RN4DE5AR498471	Dodge	Caravan	2010	Marginal	152501	Active		11/09/2014	11/9/2009	107	1	1	2	1.33
Harney County	V000900	2D4RN4DEXAR164520	Braun Entervan	Braun Entervan	2010	Marginal	165360	Active	25629	01/23/2014	1/23/2009	117	1	1	2	1.33
Harney County	V001371	2C4RDGCG2DR51540	Dodge Grand Caravan Liberty	Grand Caravan Liberty	2013	Marginal	118721	Active	28523	12/26/2016	12/26/2011	82	1	1	2	1.33
Harney County	V001372	2C4RDGCGC2DR515008	Dodge	Grand Caravan Liberty	2013	Marginal	128640	Active	28523	12/26/2016	12/26/2011	82	1	1	2	1.33
Josephine County	V000946	1FDDE35S99DA92794	Ford	Startrans/Can didate	2009	Marginal	211676	Active	26072	01/19/2014	1/19/2009	117	1	1	2	1.33
Josephine County	V000959	1GBDV13W98D163490	Chevrolet	Uplander ElDorado	2008	Poor	76728	Pending Disposal		09/23/2012	9/23/2007	133	1	2	1	1.33
Josephine County	V001972	2D4RN3D1XAR489529	Dodge	Grand Caravan	2010	Poor	76489	Active		07/01/2017	7/1/2012	75	1	2	1	1.33
Malheur Council on Aging and Community Services	V001037	1FDDE3FL4AD79205	Ford	Startrans Candidate	2010	Marginal	190559	Active	26529	02/27/2015	2/27/2010	103	1	1	2	1.33
Ride Connection, Inc.	V000355	1FDXE45S67DB21177	Ford El Dorado	Aerotech 220	2007	Marginal	110591	Active		01/01/2011	1/1/2006	153	1	1	2	1.33
Sherman County	V001441	5TDDK3DC4DS063655	Toyota	Sienna	2013	Marginal	141975	Active	29346	10/15/2017	10/15/2012	72	1	1	2	1.33
The Klamath Tribes	V000172	5FNRL387X7B006496	Honda	Odyssey	2007	Marginal	208512	Active		01/01/2011	1/1/2006	153	1	1	2	1.33
The Klamath Tribes	V002238	5J6RE4H53AL051597	Honda	CR-V	2010	Marginal	205909	Active		05/05/2014	5/5/2009	113	1	1	2	1.33
Tillamook County Transportation District	V001476	2C7WDGBG5ER319735	Dodge Caravan	Braun Entervan	2014	Marginal	129229	Active	29309	05/20/2018	5/20/2013	65	1	1	2	1.33
Community Action Program of East Central Oregon	V001155	2D4RN3D17AR489634	Dodge	Grand Caravan Liberty	2010	Marginal	125000	Active	26559	06/01/2015	6/1/2010	100	1	1	2	1.33
Yamhill County	V001660	1GBDV13118D133372	Chevrolet	Uplander	2008	Marginal	118468	Backup/Sp are		04/03/2011	4/3/2006	150	1	1	2	1.33
Central Oregon Intergovernmental Council	V002219	1FTSS34L09DA70385	Accubuilt	E350	2009	Adequate	108369	Active		08/13/2013	8/13/2008	122	1	1	3	1.67
City of Sandy	V002181	1FMCU96H86KB49381	FORD	ESCAPE	2009	Marginal	87255	Backup/Sp are		02/27/2013	2/27/2008	127	1	2	2	1.67
Community Connection of Northeast Oregon, Inc. (Wallowas)	V000084	1GBDV13L05D301757	Chevrolet	Modified van	2005	Adequate	148413	Active		01/01/2009	1/1/2004	177	1	1	3	1.67
Confederated Tribes of Siletz Indians	V002198	1GBDV13L36D192610	Chevrolet	Uplander	2006	Adequate	128021	Active		08/10/2011	8/10/2006	146	1	1	3	1.67
Confederated Tribes of Siletz Indians	V002199	1GBDV13E85D127292	Chevrolet	Venture	2005	Adequate	203817	Active		12/20/2018	12/20/2013	58	1	1	3	1.67
Confederated Tribes of Warm Springs	V000092	1FDXE45S17DA05711	Ford	4DC	2007	Adequate	138917	Active		01/01/2011	1/1/2006	153	1	1	3	1.67
Coos County	V002185	2FTJW35G7LCB00118	Ford	PU F350	1990	Poor	53261	Active		08/24/2009	8/24/2004	170	1	3	1	1.67
Curry County Public Transit Service District	V001388	2C4RDGCG6DR543670	Dodge	Grand Caravan	2013	Poor	54716	Active		03/01/2017	3/1/2012	79	1	3	1	1.67
United Community Action Network	V000889	1FTSS34L49DA37910	Ford	New England	2009	Adequate	152103	Active	25627	01/11/2014	1/11/2009	117	1	1	3	1.67
United Community Action Network	V000979	1FTSS3EL3ADA62817	Ford	New England	2010	Adequate	141124	Active	25627	07/11/2014	7/11/2009	111	1	1	3	1.67
Douglas Resident Training Facilities	V001038	1FBNE3BL1BDA42306	Ford E350	Econoline	2011	Adequate	210420	Active	26060	01/03/2015	1/3/2010	105	1	1	3	1.67
Umpqua Homes for the Handicapped	V001244	1FTDS3EL2BDB35931	Ford E350	New England Wheels	2011	Adequate	227998	Active	27679	02/21/2016	2/21/2011	92	1	1	3	1.67
Gilliam County	V001385	5TDKK3DCXD5301323	Toyota	Sienna	2013	Adequate	135843	Active	27681	01/08/2017	1/8/2012	81	1	1	3	1.67
Gilliam County	V001427	5TDKK3DC3DS328072	Toyota	Sienna	2013	Adequate	116540	Active	27681	06/10/2017	6/10/2012	76	1	1	3	1.67

**Class E cont.**

Operator Name	Asset#	VIN	Asset Make	Asset Model	Year	Last Condition	Asset Last Odometer	Status	Sub-Grant#	EUL Date	In Service Date	Months in Service	Useful Life Scale	Useful Mileage Scale	Condition Assessment Scale	SGR Avg. Scale
Grant County Transportation District	V000934	2D4RN4DE6AR206018	Dodge	EiDorado Amerivan	2010	Adequate	185235	Active	26064	03/10/2014	3/10/2009	115	1	1	3	1.67
Harney County	V001376	1FDEE3FL9DDA15259	Ford	Champion Crusader	2013	Adequate	134975	Active	28523	02/20/2017	2/20/2012	80	1	1	3	1.67
Josephine Community Transit	V000846	1D8HN44369B520675	Dodge Grand Caravan	Braun Entervan	2009	Poor	58996	Active	25631	07/01/2013	7/1/2008	123	1	3	1	1.67
Josephine County	V000858	1FTSS34L29DA20376	Ford	Braun TransZporter	2009	Poor	59956	Active	25631	09/11/2013	9/11/2008	121	1	3	1	1.67
Josephine County	V000947	1FDEE35S09DA92795	Ford	Startrans/Can didate	2009	Marginal	93444	Active	26072	01/19/2014	1/19/2009	117	1	2	2	1.67
Josephine County	V000958	1GBDV13WX8D163708	Chevrolet	Uplander	2008	Poor	54155	Pending Disposal		09/23/2012	9/23/2007	133	1	3	1	1.67
Southern Oregon ASPIRE	V001119	1GB6G2AG0A1115288	Chevrolet	Startrans Senator	2010	Adequate	273705	Active	26515	06/01/2015	6/1/2010	100	1	1	3	1.67
Klamath Basin Senior Citizens Center, Inc.	V000166	1FTSS34L73HA47878	Ford	Econoline	2003	Adequate	135026	Active		01/01/2007	1/1/2002	201	1	1	3	1.67
Klamath Basin Senior Citizens Center, Inc.	V002178	1FDNF20L2YEA39340	FORD	F250 PU	2000	Adequate	225000	Active		10/11/2016	10/11/2011	84	1	1	3	1.67
South Lane Wheels	V000475	1FDXE45S46DB37165	Ford	Small Light-Duty Bus	2007	Adequate	118383	Active		01/01/2011	1/1/2006	153	1	1	3	1.67
South Lane Wheels	V001129	2D4RN4DE0AR455074	Dodge Grand Caravan/Braun Entervan	Category E-3, Modified Minivan	2010	Adequate	118900	Active	26518	05/09/2015	5/9/2010	101	1	1	3	1.67
Malheur Council on Aging and Community Services	V001406	2C4RDGBGXR571201	Dodge	Grand Caravan SE	2013	Adequate	194692	Active	27485	02/02/2017	2/2/2012	80	1	1	3	1.67
Ride Connection, Inc.	V000348	1GBDV13L36D136403	Chevy	Amerivan	2006	Adequate	147469	Active		01/01/2010	1/1/2005	165	1	1	3	1.67
Ride Connection, Inc.	V000356	1FDXE45S47DB21176	Ford Ei Dorado	Aerotech 220	2007	Adequate	146610	Active		01/01/2011	1/1/2006	153	1	1	3	1.67
Ride Connection, Inc.	V001246	2C4RDGBG0CR225818	Dodge Grand Caravan	Braun Entervan	2012	Adequate	127172	Active	27707	05/10/2016	5/10/2011	89	1	1	3	1.67
Ride Connection, Inc.	V001764	JT2BF22K6X0167189	Toyota	Camry	1999	Adequate	167222	Active		11/07/2018	11/7/2013	59	1	1	3	1.67
Ride Connection, Inc.	V001886	2D4RN4DE4AR282515	Dodge	Braun Entervan	2010	Adequate	120058	Active		08/01/2014	8/1/2009	110	1	1	3	1.67
Ride Connection, Inc.	V001898	2D4RN4DE9AR282557	Dodge	Braun Entervan	2010	Marginal	97536	Active		07/01/2014	7/1/2009	111	1	2	2	1.67
Ride Connection, Inc.	V001899	2D4RN4DE7AR282492	Dodge	Braun Entervan	2010	Marginal	91690	Active		07/01/2014	7/1/2009	111	1	2	2	1.67
Ride Connection, Inc.	V001909	2D4RN4DE4AR282501	Dodge	Braun Entervan	2010	Marginal	96857	Active		07/19/2014	7/19/2009	111	1	2	2	1.67
Ride Connection, Inc.	V001913	2D4RN4DE0AR165417	Dodge	Braun Entervan	2010	Marginal	92388	Active		04/01/2014	4/1/2009	114	1	2	2	1.67
Rogue Valley Transportation District	V000723	1FDWE35L16DA15930	Ford	Ei Dorado	2006	Adequate	215248	Pending Disposal		01/01/2010	1/1/2005	165	1	1	3	1.67
Rogue Valley Transportation District	V000852	1FTSS34L29DA18644	Ford	Braun TransZporter	2009	Adequate	191000	Pending Disposal	24378	10/30/2013	10/30/2008	119	1	1	3	1.67
Curry County Public Transit Service District	V001450	1GB6G5BG4C1199649	Chevrolet	Goshen Gil	2012	Adequate	132000	Active	27711	01/03/2018	1/3/2013	69	1	1	3	1.67
Curry County Public Transit Service District	V001451	1GB6G5BG7C1198902	Chevrolet	Goshen Gil	2012	Adequate	132050	Active	27711	01/03/2018	1/3/2013	69	1	1	3	1.67
Rogue Valley Transportation District	V002048	1FTDS3EL2DDA58562	Ford	E350 Braun	2013	Adequate	100065	Active		06/04/2017	6/4/2012	76	1	1	3	1.67
Rogue Valley Transportation District	V002049	1FTDS3EL4DDA58563	Ford	E350 Braun	2013	Adequate	104400	Active		06/04/2017	6/4/2012	76	1	1	3	1.67
Rogue Valley Transportation District	V002050	1FTDS3EL6DDA58564	Ford	E350 Braun	2013	Adequate	110592	Active		06/04/2017	6/4/2012	76	1	1	3	1.67
Rogue Valley Transportation District	V002051	1FTDS3EL8DDA58565	Ford	E350 Braun	2013	Adequate	104052	Active		06/04/2017	6/4/2012	76	1	1	3	1.67
Rogue Valley Transportation District	V002052	1FTDS3ELXDDA58566	Ford	E350 Braun	2013	Adequate	117714	Active		06/04/2017	6/4/2012	76	1	1	3	1.67
Rogue Valley Transportation District	V002053	1FTDS3EL1DDA58567	Ford	E350 Braun	2013	Adequate	112339	Active		06/04/2017	6/4/2012	76	1	1	3	1.67



**Class E cont.**

Operator Name	Asset#	VIN	Asset Make	Asset Model	Year	Last Condition	Asset Last Odometer	Status	Sub-Grant#	EUL Date	In Service Date	Months in Service	Useful Life Scale	Useful Mileage Scale	Condition Assessment Scale	SGR Avg. Scale
Rogue Valley Transportation District	V002054	1FTDS3EL3DDA58568	Ford	E350 Braun	2013	Adequate	102878	Active		06/04/2017	6/4/2012	76	1	1	3	1.67
Rogue Valley Transportation District	V002055	1FTDS3EL5DDA58569	Ford	E350 Braun	2013	Adequate	118446	Active		06/04/2017	6/4/2012	76	1	1	3	1.67
Senior Citizens of Sweet Home, Inc.	V001192	2D4RN4DG1BR672359	Dodge	Grand Caravan	2011	Adequate	142646	Active	26085	07/11/2015	7/11/2010	99	1	1	3	1.67
Sherman County	V001218	1GNSKBE08BR393646	Chevrolet	Tahoe	2011	Adequate	134085	Active	27719	11/09/2015	11/9/2010	95	1	1	3	1.67
Sunset Empire Transportation District	V000526	1GNEL19XX4B123812	CHEVY	Van	2004	Adequate	127704	Active		10/01/2008	10/1/2003	180	1	1	3	1.67
Sunset Empire Transportation District	V000813	1FDFE45S89DA51003	Ford Aerotech 220	Aerotech 220	2009	Adequate	256181	Active	24400	05/12/2013	5/12/2008	125	1	1	3	1.67
The Klamath Tribes	V001000	2D4RN4DE2AR385125	Dodge	Grand Caravan/Braun Entervan	2010	Marginal	88692	Active	26074	09/20/2014	9/20/2009	109	1	2	2	1.67
Wheeler County	V000733	1FBNE31L37DA64882	Ford	Econoline	2007	Marginal	90640	Active		10/01/2011	10/1/2006	144	1	2	2	1.67
Wilsonville, City of	V001024	1FTSS3EL4ADA95339	Ford	Braun Paratransit	2010	Adequate	150141	Active	26111	10/22/2014	10/22/2009	108	1	1	3	1.67
Yamhill County	V000075	2FMZA51656BA50996	Ford	Freestart Liberty	2006	Adequate	201400	Active		01/01/2010	1/1/2005	165	1	1	3	1.67
Yamhill County	V001651	1GBDV13177D135612	Chevrolet	Uplander	2007	Adequate	127035	Active		08/17/2010	8/17/2005	158	1	1	3	1.67
Yamhill County	V001667	1GBDV13E85D126210	Chevrolet	Venture	2005	Adequate	139530	Active		01/12/2014	1/12/2009	117	1	1	3	1.67

**APPENDIX 1 ROLLING STOCK INVENTORY BY SUBRECIPIENT**

---







Owner Name	Operator Name	Asset#	VIN	Asset Make	Asset Model	Year	Seat	Seat ADA	Original Value	Last Condition	Asset Last Odometer	Status	Sub-Grant#	EUL Category	EUL Date	In Service Date	Months in Service	Useful Life Scale	Useful Mileage Scale	Condition Assessment Scale	SGR Avg. Scale
Central Oregon Intergovernmental Council	Central Oregon Intergovernmental Council	V002228	15GGB271X H189410	GILLIG	G27B	2017	54	2		Excellent	24340	Active		12 yrs/500,000 miles (large, heavy-duty)	10/30/2029	10/30/2017	11	5	5	5	5.00
Central Oregon Intergovernmental Council	Central Oregon Intergovernmental Council	V002229	15GGB2711 H189411	GILLIG	G27B	2017	54	2		Excellent	19441	Active		12 yrs/500,000 miles (large, heavy-duty)	10/23/2029	10/23/2017	12	5	5	5	5.00
Central Oregon Intergovernmental Council	Central Oregon Intergovernmental Council	V002230	15GGB2710 J191110	GILLIG	G27B	2016	54	2		Excellent	2122	Active		12 yrs/500,000 miles (large, heavy-duty)	06/12/2030	6/12/2018	4	5	5	5	5.00
Central Oregon Intergovernmental Council	Central Oregon Intergovernmental Council	V002219	1FTSS34L09 DA70385	Accubuilt	E350	2009	5	2		Adequate	108369	Active		4 yrs/100,000 miles (small, light-duty)	08/13/2013	8/13/2008	122	1	1	3	1.67
Central Oregon Intergovernmental Council	Central Oregon Intergovernmental Council	V000043	1FDXE4551 4H849974	Ford Eldorado	Aerotech	2004	14	2		Good	162320	Active		4 yrs/100,000 miles (small, light-duty)	10/01/2008	10/1/2003	180	1	1	4	2.00
Central Oregon Intergovernmental Council	Central Oregon Intergovernmental Council	V000045	1FDXE4554 6DB10189	Ford Eldorado	Aerotech	2007	14	2		Good	228910	Active		4 yrs/100,000 miles (small, light-duty)	10/01/2011	10/1/2006	144	1	1	4	2.00
Central Oregon Intergovernmental Council	Central Oregon Intergovernmental Council	V000104	1FDWHE35L2 6HB21831	Ford Eldorado	Aerolite	2006	9	2		Good	112342	Active		4 yrs/100,000 miles (small, light-duty)	01/01/2010	1/1/2005	165	1	1	4	2.00
Central Oregon Intergovernmental Council	Central Oregon Intergovernmental Council	V002217	1FTSS34L49 DA70383	Accubuilt	E350	2009	5	2		Adequate	78055	Active		4 yrs/100,000 miles (small, light-duty)	08/13/2013	8/13/2008	122	1	2	3	2.00
Central Oregon Intergovernmental Council	Central Oregon Intergovernmental Council	V002218	1FTSS34L99 DA70384	Accubuilt	E350	2009	5	2		Adequate	74526	Active		4 yrs/100,000 miles (small, light-duty)	08/13/2013	8/13/2008	122	1	3	3	2.33
Central Oregon Intergovernmental Council	Central Oregon Intergovernmental Council	V002220	1FTSS34L29 DA70386	Accubuilt	E350	2009	5	2		Adequate	53270	Active		4 yrs/100,000 miles (small, light-duty)	12/10/2013	12/10/2008	118	1	3	3	2.33
Central Oregon Intergovernmental Council	Central Oregon Intergovernmental Council	V002221	1FTSS34L49 DA70387	Accubuilt	E350	2009	5	2		Adequate	62688	Active		4 yrs/100,000 miles (small, light-duty)	11/25/2013	11/25/2008	119	1	3	3	2.33
Central Oregon Intergovernmental Council	Central Oregon Intergovernmental Council	V002222	1FTSS34L69 DA70388	Accubuilt	E350	2009	5	2		Adequate	67009	Active		4 yrs/100,000 miles (small, light-duty)	12/05/2013	12/5/2008	118	1	3	3	2.33
Central Oregon Intergovernmental Council	Central Oregon Intergovernmental Council	V000044	1FDXE4557 6HB18103	Ford Eldorado	Aerotech	2006	14	2		Good	186949	Active		4 yrs/100,000 miles (small, light-duty)	10/01/2020	10/1/2015	36	3	1	4	2.67
Central Oregon Intergovernmental Council	Central Oregon Intergovernmental Council	V000841	1FDXE4551 9DA20711	Ford Eldorado	Aerotech	2009	18	3	\$58,378.00	Adequate	234870	Active	24967	5 yrs/150,000 miles (medium, light-duty)	04/23/2014	4/23/2009	114	1	1	3	1.67
Central Oregon Intergovernmental Council	Central Oregon Intergovernmental Council	V000907	1FDXE4F50 ADA11159	Ford Eldorado	Aerotech 240	2010	18	2	\$79,141.00	Adequate	196251	Active	25618	5 yrs/150,000 miles (medium, light-duty)	02/23/2015	2/23/2010	104	1	1	3	1.67
Central Oregon Intergovernmental Council	Central Oregon Intergovernmental Council	V000908	1FDXE4F50 ADA11162	Ford Eldorado	Aerotech 240	2010	18	2	\$60,947.00	Adequate	158972	Active	25618	5 yrs/150,000 miles (medium, light-duty)	02/23/2015	2/23/2010	104	1	1	3	1.67
Central Oregon Intergovernmental Council	Central Oregon Intergovernmental Council	V000909	1FDXE45S28 DB89400	Ford Eldorado	Aerotech 240	2008	18	3	\$58,378.00	Adequate	177984	Active	24683	5 yrs/150,000 miles (medium, light-duty)	12/01/2013	12/1/2008	118	1	1	3	1.67
Central Oregon Intergovernmental Council	Central Oregon Intergovernmental Council	V000033	1FDXE4550 7DB32353	Ford National	Aerotech	2007	16	2		Adequate	148126	Active		5 yrs/150,000 miles (medium, light-duty)	10/01/2012	10/1/2007	132	1	2	3	2.00
Central Oregon Intergovernmental Council	Central Oregon Intergovernmental Council	V000034	1FDXE4552 7DB32354	Ford National	Aerotech	2007	16	2		Good	173385	Pending Disposal		5 yrs/150,000 miles (medium, light-duty)	10/01/2014	10/1/2009	108	1	1	4	2.00
Central Oregon Intergovernmental Council	Central Oregon Intergovernmental Council	V000840	1FDXE455X 9DA20710	Ford Eldorado	Aerotech	2009	18	3	\$58,378.00	Good	215299	Active	24967	5 yrs/150,000 miles (medium, light-duty)	04/23/2014	4/23/2009	114	1	1	4	2.00
Central Oregon Intergovernmental Council	Central Oregon Intergovernmental Council	V000912	1FDXE4548 DB89401	Ford Eldorado	Aerotech 240	2008	18	3	\$58,378.00	Good	248015	Active	24683	5 yrs/150,000 miles (medium, light-duty)	12/01/2013	12/1/2008	118	1	1	4	2.00
Central Oregon Intergovernmental Council	Central Oregon Intergovernmental Council	V001190	1FDXE4F50 ADB00391	Ford Eldorado	Aerotech	2010	18	3	\$65,261.00	Good	158619	Active	26580	5 yrs/150,000 miles (medium, light-duty)	06/30/2016	6/30/2011	87	1	1	4	2.00
Central Oregon Intergovernmental Council	Central Oregon Intergovernmental Council	V000901	1FDXE4F57 ADA11160	Ford Eldorado	Aerotech 240	2010	18	2	\$60,947.00	Good	149039	Active	25618	5 yrs/150,000 miles (medium, light-duty)	02/04/2015	2/4/2010	104	1	2	4	2.33
Central Oregon Intergovernmental Council	Central Oregon Intergovernmental Council	V000902	1FDXE4F59 ADA11161	Ford Eldorado	Aerotech 240	2010	18	2	\$60,947.00	Good	130130	Active	25618	5 yrs/150,000 miles (medium, light-duty)	02/04/2015	2/4/2010	104	1	2	4	2.33
Central Oregon Intergovernmental Council	Central Oregon Intergovernmental Council	V001186	1FDXE4F53 ADB00398	Ford Eldorado	Aerotech 240	2010	18	2	\$63,891.00	Good	132078	Active	26487	5 yrs/150,000 miles (medium, light-duty)	06/29/2016	6/29/2011	88	1	2	4	2.33
Central Oregon Intergovernmental Council	Central Oregon Intergovernmental Council	V001187	1FDXE4F56 ADB01514	Ford Eldorado	Aerotech 240	2010	18	2	\$63,891.00	Good	128990	Active	26487	5 yrs/150,000 miles (medium, light-duty)	06/29/2016	6/29/2011	88	1	2	4	2.33
Central Oregon Intergovernmental Council	Central Oregon Intergovernmental Council	V001188	1FDXE4F50 ADB00388	Ford Eldorado	Aerotech	2010	18	3	\$65,261.00	Good	125879	Active	26580	5 yrs/150,000 miles (medium, light-duty)	06/30/2016	6/30/2011	87	1	2	4	2.33
Central Oregon Intergovernmental Council	Central Oregon Intergovernmental Council	V001189	1FDXE4F52 ADB00389	Ford Eldorado	Aerotech	2010	18	3	\$65,261.00	Good	147740	Active	26580	5 yrs/150,000 miles (medium, light-duty)	06/30/2016	6/30/2011	87	1	2	4	2.33
Central Oregon Intergovernmental Council	Central Oregon Intergovernmental Council	V001191	1FDXE4F52 ADB00392	Ford Eldorado	Aerotech	2010	18	3	\$65,261.00	Good	124654	Active	26580	5 yrs/150,000 miles (medium, light-duty)	06/30/2016	6/30/2011	87	1	2	4	2.33

Owner Name	Operator Name	Asset#	VIN	Asset Make	Asset Model	Year	Seat	Seat ADA	Original Value	Last Condition	Asset Last Odometer	Status	Sub-Grant#	EUL Category	EUL Date	In Service Date	Months in Service	Useful Life Scale	Useful Mileage Scale	Condition Assessment Scale	SGR Avg. Scale
Central Oregon Intergovernmental Council	Central Oregon Intergovernmental Council	V001336	1FDDE4FS4 CDB21750	Ford Champion	Challenger E350	2012	16	2	\$60,508.00	Good	114807	Active	27661	5 yrs/150,000 miles (medium, light-duty)	11/26/2017	11/26/2012	71	1	2	4	2.33
Central Oregon Intergovernmental Council	Central Oregon Intergovernmental Council	V001337	1FDDE4FS6 CDB21751	Ford Champion	Challenger E350	2012	16	2	\$60,508.00	Good	140845	Active	27661	5 yrs/150,000 miles (medium, light-duty)	11/26/2017	11/26/2012	71	1	2	4	2.33
Central Oregon Intergovernmental Council	Central Oregon Intergovernmental Council	V001338	1FDDE4FS8 CDB21752	Ford Champion	Challenger E350	2012	16	2	\$60,508.00	Good	89981	Active	27661	5 yrs/150,000 miles (medium, light-duty)	11/26/2017	11/26/2012	71	1	3	4	2.67
Central Oregon Intergovernmental Council	Central Oregon Intergovernmental Council	V001554	1FDDE4FS6 FDA17359	Ford	Challenger	2015	18	2	\$65,794.00	Good	73117	Active	29334	5 yrs/150,000 miles (medium, light-duty)	01/30/2020	1/30/2015	44	3	4	4	3.67
Central Oregon Intergovernmental Council	Central Oregon Intergovernmental Council	V001687	1FDDE4FS8 GDC30718	Ford	E-450 Champion Challenger	2016	18	2	\$72,972.00	Excellent	79077	Active	30762	5 yrs/150,000 miles (medium, light-duty)	05/10/2021	5/10/2016	29	4	3	5	4.00
Central Oregon Intergovernmental Council	Central Oregon Intergovernmental Council	V001693	1FDDE4FS3 GDC30724	Ford	E-450 Champion Challenger	2016	18	2	\$72,972.00	Excellent	75362	Active	30893	5 yrs/150,000 miles (medium, light-duty)	05/13/2021	5/13/2016	29	4	3	5	4.00
Central Oregon Intergovernmental Council	Central Oregon Intergovernmental Council	V001688	1FDDE4FSX GDC30719	Ford	E-450 Champion Challenger	2016	18	2	\$72,972.00	Excellent	49254	Active	30762	5 yrs/150,000 miles (medium, light-duty)	05/11/2021	5/11/2016	29	4	4	5	4.33
Central Oregon Intergovernmental Council	Central Oregon Intergovernmental Council	V001690	1FDDE4FS8 GDC30721	Ford	E-450 Champion Challenger	2016	18	2	\$72,972.00	Excellent	44263	Active	30893	5 yrs/150,000 miles (medium, light-duty)	05/13/2021	5/13/2016	29	4	4	5	4.33
Central Oregon Intergovernmental Council	Central Oregon Intergovernmental Council	V001691	1FDDE4FSX GDC30722	Ford	E-450 Champion Challenger	2016	18	2	\$72,972.00	Excellent	57151	Active	30893	5 yrs/150,000 miles (medium, light-duty)	05/19/2021	5/19/2016	29	4	4	5	4.33
Central Oregon Intergovernmental Council	Central Oregon Intergovernmental Council	V001692	1FDDE4FS1 GDC30723	Ford	E-450 Champion Challenger	2016	18	2	\$72,972.00	Excellent	65552	Active	30893	5 yrs/150,000 miles (medium, light-duty)	05/17/2021	5/17/2016	29	4	4	5	4.33
Central Oregon Intergovernmental Council	Central Oregon Intergovernmental Council	V001689	1FDDE4FS6 GDC30720	Ford	E-450 Champion Challenger	2016	18	2	\$72,972.00	Excellent	36408	Active	30893	5 yrs/150,000 miles (medium, light-duty)	05/11/2021	5/11/2016	29	4	5	5	4.67
Central Oregon Intergovernmental Council	Central Oregon Intergovernmental Council	V000967	1HVBTSKM1 AH275787	Ford Eldorado Aero Elite 320	Category C, Medium-size medium-duty transit bus	2010	28	3	\$114,718.00	Poor	240787	Pending Disposal	25618	7 yrs/200,000 miles (medium, med-duty)	04/27/2017	4/27/2010	102	1	1	1	1.00
Central Oregon Intergovernmental Council	Central Oregon Intergovernmental Council	V000968	1HVBTSKM5 AH275789	Ford Eldorado Aero Elite 320	Aero Elite 320	2010	28	3	\$114,718.00	Marginal	307009	Active	25618	7 yrs/200,000 miles (medium, med-duty)	04/27/2017	4/27/2010	102	1	1	2	1.33
Central Oregon Intergovernmental Council	Central Oregon Intergovernmental Council	V000969	1HVBTSKM3 AH275788	Ford Eldorado Aero Elite 320	Aero Elite 320	2010	28	3	\$114,718.00	Poor	287017	Pending Disposal	25618	7 yrs/200,000 miles (medium, med-duty)	04/20/2020	4/20/2013	66	2	1	1	1.33
Central Oregon Intergovernmental Council	Central Oregon Intergovernmental Council	V000023	1FDXE45S1 2HB75780	Ford Eldorado	Aerotech	2002	22	2		Adequate	221466	Pending Disposal		7 yrs/200,000 miles (medium, med-duty)	10/01/2009	10/1/2002	192	1	1	3	1.67
Central Oregon Intergovernmental Council	Central Oregon Intergovernmental Council	V000025	1FDXE45S5 2HB75782	Ford Eldorado	Aerotech	2002	22	2		Adequate	210474	Pending Disposal		7 yrs/200,000 miles (medium, med-duty)	10/01/2016	10/1/2009	108	1	1	3	1.67
Central Oregon Intergovernmental Council	Central Oregon Intergovernmental Council	V001222	1FVACWDU1 CHBL5710	Freightliner Champion	Defender	2012	29	2	\$116,489.00	Adequate	266949	Active	26487	7 yrs/200,000 miles (medium, med-duty)	10/31/2018	10/31/2011	83	2	1	3	2.00
Central Oregon Intergovernmental Council	Central Oregon Intergovernmental Council	V001236	1FVACWDU5 CHBL5709	Freightliner Champion	Defender	2012	29	2	\$116,489.00	Adequate	257416	Active	26487	7 yrs/200,000 miles (medium, med-duty)	12/20/2018	12/20/2011	82	2	1	3	2.00
Central Oregon Intergovernmental Council	Central Oregon Intergovernmental Council	V001873	1FDDE4FS2 JDO06339	Champion Ford	Challenger E-450	2018	18	2	\$86,792.00	Excellent	2588	Active	31369	7 yrs/200,000 miles (medium, med-duty)	06/28/2025	6/28/2018	4	5	5	5	5.00
City of Albany	City of Albany	V000004	15GGD2914 51073313	Gillig	Low-floor	2005	34	2		Marginal	428594	Active		12 yrs/500,000 miles (large, heavy-duty)	01/01/2017	1/1/2005	165	1	2	2	1.67
City of Albany	City of Albany	V000975	1N9MMACL 8AC084280	Eldorado	EZ Rider II	2010	36	2	328155	Adequate	236111	Active	25615	12 yrs/500,000 miles (large, heavy-duty)	7/20/2012	7/20/2000	219	1	4	3	2.67
City of Albany	City of Albany	V000974	1N9MMACL 1AC084279	Eldorado	EZ Rider II	2010	36	2	326180	Adequate	234154	Active	25615	12 yrs/500,000 miles (large, heavy-duty)	7/20/2022	7/20/2010	99	3	4	3	3.33
City of Albany	City of Albany	V001559	15GGD2712 E7183019	Gillig	Low Floor	2014	35	2	377577.5	Excellent	134777	Active	29036	12 yrs/500,000 miles (large, heavy-duty)	2/11/2027	2/11/2015	44	4	4	5	4.33
City of Albany	City of Albany	V002233	15GGD2714 F1183109	Gillig	Low Floor	2015	36	2		Good	1500	Active		12 yrs/500,000 miles (large, heavy-duty)	03/02/2027	3/2/2015	43	4	5	4	4.33
City of Albany	City of Albany	V002232	15GGD2713 H3190883	Gillig	Low Floor	2017	36	2		Excellent	1500	Active		12 yrs/500,000 miles (large, heavy-duty)	12/21/2029	12/21/2017	10	5	5	5	5.00
City of Albany	City of Albany	V002234	15GGD2715 H5190884	Gillig	Low Floor	2017	36	2		Excellent	1500	Active		12 yrs/500,000 miles (large, heavy-duty)	12/13/2029	12/13/2017	10	5	5	5	5.00
City of Albany	City of Albany	V000002	2G1WF52E2 49423794	CHEVY	Impala	2004	5	0		Poor	170338	Active		4 yrs/100,000 miles (small, light-duty)	02/24/2008	2/24/2003	188	1	1	1	1.00
City of Albany	City of Albany	V000003	2G1WF52E7 49443717	CHEVY	Impala	2004	5	0		Poor	137602	Active		4 yrs/100,000 miles (small, light-duty)	01/01/2008	1/1/2003	189	1	1	1	1.00
City of Albany	City of Albany	V000763	1GBDV13W1 8D165458	Chevrolet	Uplander	2008	12	2	\$36,009.00	Poor	149528	Active	24619	4 yrs/100,000 miles (small, light-duty)	05/12/2012	5/12/2007	137	1	1	1	1.00
City of Albany	City of Albany	V000929	2D4RN4DE7 AR164541	Braun Entevan	Category E-3, Modified Minivan	2010	5	2	\$37,319.00	Marginal	117333	Active	26079	4 yrs/100,000 miles (small, light-duty)	01/07/2014	1/7/2009	117	1	1	2	1.33







Owner Name	Operator Name	Asset#	VIN	Asset Make	Asset Model	Year	Seat	Seat ADA	Original Value	Last Condition	Asset Last Odomete	Status	Sub-Grant#	EUL Category	EUL Date	In Service Date	Months in Service	Useful Life Scale	Useful Mileage Scale	Condition Assessment Scale	SGR Avg. Scale
City of Woodburn	City of Woodburn	V001919	2D4RNDDE245401055	Dodge	Minivan	2011	3	1		Excellent	62037	Active		4 yrs/100,000 miles (small light-duty)	02/01/2015	2/1/2010	104	1	3	5	3.00
City of Woodburn	City of Woodburn	V001958	57WMD1A60EM100111	MV-1	Minivan	2015	3	1		Excellent	27857	Active		4 yrs/100,000 miles (small light-duty)	04/01/2019	4/1/2014	54	1	4	5	3.33
City of Woodburn	City of Woodburn	V001482	57WMD1A60EM100111	Mobility Ventures	MV-1	2014	4	1	\$48,384.00	Excellent	24065	Active	29886	4 yrs/100,000 miles (small light-duty)	05/16/2018	5/16/2013	65	1	5	5	3.67
City of Woodburn	City of Woodburn	V001960	2C7WDGBG5JR176411	Dodge	Minivan	2018	4	1		Excellent	1480	Active		4 yrs/100,000 miles (small light-duty)	04/01/2019	4/1/2014	54	1	5	5	3.67
City of Woodburn	City of Woodburn	V001921	1FD4E45X80851464	Ford	Cut-a-Way	2008	12	2		Good	78880	Active		5 yrs/150,000 miles (medium, light-duty)	02/01/2013	2/1/2008	128	1	3	4	2.67
City of Woodburn	City of Woodburn	V001179	1GB3G3BG1B1160278	Chevrolet	Champion Challenger	2011	12	2	\$60,645.00	Excellent	54656	Active	26566	5 yrs/150,000 miles (medium, light-duty)	07/08/2016	7/8/2011	87	1	4	5	3.33
City of Woodburn	City of Woodburn	V001920	1GB3G3BG1B1160278	Chevy	Cut-a-Way	2011	12	2		Excellent	54656	Active		5 yrs/150,000 miles (medium, light-duty)	07/08/2016	7/8/2011	87	1	4	5	3.33
City of Woodburn	City of Woodburn	V001959	1FD4E45X80851464	Ford	Cut-a-Way	2015	12	2		Excellent	25726	Active		5 yrs/150,000 miles (medium, light-duty)	04/01/2020	4/1/2015	42	3	5	5	4.33
City of Woodburn	City of Woodburn	V001532	1FDEE3F33FDA0623	Ford	Bus	2015	14	2	\$58,983.00	Excellent	25350	Active	29307	5 yrs/150,000 miles (medium, light-duty)	10/08/2021	10/8/2016	24	4	5	5	4.67
Clackamas County	Clackamas County	V001498	1FVACWDT0FHG3293	Champion	Defender M2	2015	57	2	\$140,853.00	Marginal	264254	Active	29469	12 yrs/500,000 miles (large, heavy-duty)	08/21/2026	8/21/2014	50	4	3	2	3.00
Clackamas County	Clackamas County	V001499	1FVACWDT2FHG3294	Freightliner	Defender 16M	2015	37	2	\$140,853.00	Marginal	242179	Active	29469	12 yrs/500,000 miles (large, heavy-duty)	08/02/2026	8/2/2014	50	4	4	2	3.33
Clackamas County	Clackamas County	V002019	1FVACWDT4GH45392	Freightliner	Champion Defender	2016	37	2		Good	7500	Active		12 yrs/500,000 miles (large, heavy-duty)	07/08/2029	7/8/2017	15	5	5	4	4.67
Clackamas County	Clackamas County	V000905	1FD4E45X80944243	Ford	Startrans Senator	2009	16	2	\$73,492.00	Poor	283298	Active	25619	5 yrs/150,000 miles (medium, light-duty)	08/17/2014	8/17/2009	110	1	1	1	1.00
Clackamas County	Clackamas County	V001469	1FD4E45X80944243	Ford	Startrans Senator	2009	16	2	\$73,492.00	Poor	283298	Active	25619	5 yrs/150,000 miles (medium, light-duty)	08/17/2014	8/17/2009	110	1	1	1	1.00
Clackamas County	Clackamas County	V001469	1FD4E45X80944243	Ford	Startrans Senator	2009	16	2	\$73,492.00	Poor	283298	Active	25619	5 yrs/150,000 miles (medium, light-duty)	08/17/2014	8/17/2009	110	1	1	1	1.00
Clackamas County	Clackamas County	V001469	1FD4E45X80944243	Ford	Startrans Senator	2009	16	2	\$73,492.00	Poor	283298	Active	25619	5 yrs/150,000 miles (medium, light-duty)	08/17/2014	8/17/2009	110	1	1	1	1.00
Clackamas County	Clackamas County	V002022	1FD4E45X80940652	Ford	Aerotech 220	2019	14	2	\$59,841.00	Good	100365	Active	27663	5 yrs/150,000 miles (medium, light-duty)	03/4/2019	3/14/2014	55	2	3	4	3.00
Columbia County	Columbia County	V001643	4UZAB0D78FCG1923	Freightliner	Champion CTS RE	2015	33	2	\$218,935.57	Excellent	60546	Active	29038	10 yrs/350,000 miles (medium, heavy-duty)	12/28/2025	12/28/2015	34	4	5	5	4.67
Columbia County	Columbia County	V000812	4UZAB0D74SCAM4709	Champion	CTS R/E 380	2009	43	2	\$172,252.00	Adequate	260131	Active		12 yrs/500,000 miles (large, heavy-duty)	05/22/2021	5/22/2009	113	2	3	3	2.67
Columbia County	Columbia County	V000970	4UZAB0D74ACAT2032	Champion	CTS RE	2010	43	2	\$190,166.00	Good	214951	Active	25620	12 yrs/500,000 miles (large, heavy-duty)	04/29/2022	4/29/2010	102	3	4	4	3.67
Columbia County	Columbia County	V000063	2FM2A55244B451254	Ford	Liberty - modified Van	2004	6	2		Poor	288046	Pending Disposal		4 yrs/100,000 miles (small light-duty)	01/01/2008	1/1/2003	189	1	1	1	1.00
Columbia County	Columbia County	V000066	1GBDV13157D129372	Chevy	Uplander	2007	3	1		Poor	289596	Active		4 yrs/100,000 miles (small light-duty)	01/01/2011	1/1/2006	153	1	1	1	1.00
Columbia County	Columbia County	V000062	1FD4E45X80847813	Ford	Modified van	2001	8	2		Marginal	334479	Pending Disposal		4 yrs/100,000 miles (small light-duty)	01/01/2005	1/1/2000	225	1	1	2	1.33
Columbia County	Columbia County	V000067	1GBDV131X7D131988	Chevy	American	2007	3	1		Good	226702	Active		4 yrs/100,000 miles (small light-duty)	01/01/2011	1/1/2006	153	1	1	4	2.00
Columbia County	Columbia County	V001564	1FD4E45X80944243	Ford	Goshen II	2015	9	1	\$69,843.00	Excellent	144019	Active	29038	4 yrs/100,000 miles (small light-duty)	05/18/2019	5/18/2014	53	1	1	5	2.33
Columbia County	Columbia County	V001840	1FBVUXM6HKA50822	Ford	Transit Works	2017	9	3	\$72,645.00	Excellent	32281	Active	30412	4 yrs/100,000 miles (small light-duty)	06/01/2021	6/1/2016	28	3	4	5	4.00
Columbia County	Columbia County	V000069	1FD4E45X80847813	Ford	Eldorado	2007	9	1		Adequate	372852	Active		5 yrs/150,000 miles (medium, light-duty)	01/01/2011	1/1/2006	153	1	1	3	1.67
Columbia County	Columbia County	V000811	1FD4E45X80944243	Eldorado	Aerotech 240	2008	16	3	\$62,949.00	Adequate	333142	Active	24263	5 yrs/150,000 miles (medium, light-duty)	04/13/2014	4/13/2009	114	1	1	3	1.67
Columbia County	Columbia County	V000891	1GB9G5A62A1107655	Chevrolet	Startrans Senator	2010	14	4	\$82,277.00	Adequate	239093	Active	25620	5 yrs/150,000 miles (medium, light-duty)	01/20/2015	1/20/2010	105	1	1	3	1.67
Columbia County	Columbia County	V001325	1GB9G5B9L9C1171990	Chevrolet	Category D medium size light duty bus	2012	8	4	\$84,531.00	Adequate	242745	Active	27479	5 yrs/150,000 miles (medium, light-duty)	11/01/2017	11/1/2012	71	1	1	3	1.67
Columbia County	Columbia County	V000068	1FDW4E36L960842036	Ford	Eldorado	2007	9	1		Good	362425	Active		5 yrs/150,000 miles (medium, light-duty)	01/01/2011	1/1/2006	153	1	1	4	2.00
Columbia County	Columbia County	V000833	1FD4E45X80944243	Ford	Eldorado	2008	14	3	\$61,888.00	Good	350514	Active	24313	5 yrs/150,000 miles (medium, light-duty)	09/12/2013	9/12/2008	121	1	1	4	2.00
Columbia County	Columbia County	V000834	1FD4E45X80944243	Ford	Eldorado	2008	14	3	\$61,888.00	Good	304628	Active	24313	5 yrs/150,000 miles (medium, light-duty)	09/12/2013	9/12/2008	121	1	1	4	2.00
Columbia County	Columbia County	V001324	1GB9G5B9L9C1171651	Chevrolet	Ekhart ECII	2012	8	4	\$84,531.00	Good	284204	Active	27479	5 yrs/150,000 miles (medium, light-duty)	11/01/2017	11/1/2012	71	1	1	4	2.00
Columbia County	Columbia County	V001326	1GB9G5B9L9C1170320	Chevrolet	Ekhart ECII	2012	8	4	\$84,531.00	Good	202183	Active	27479	5 yrs/150,000 miles (medium, light-duty)	11/01/2017	11/1/2012	71	1	1	4	2.00
Columbia County	Columbia County	V000070	1GBE5V1247F415578	Chevrolet	Eldorado Aero Elite	2007	28	2	\$100,870.00	Marginal	401976	Active		7 yrs/200,000 miles (medium, med-duty)	09/01/2014	9/1/2007	133	1	1	2	1.33
Columbia County	Columbia County	V000793	1GBE5V1959F403598	Ford	Eldorado	2008	28	2	\$110,117.00	Adequate	319822	Active	24313	7 yrs/200,000 miles (medium, med-duty)	12/09/2015	12/9/2008	118	1	1	3	1.67

Owner Name	Operator Name	Asset#	VIN	Asset Make	Asset Model	Year	Seat	Seat ADA	Original Value	Last Condition	Asset Last Odometer	Status	Sub-Grant#	EUL Category	EUL Date	In Service Date	Months in Service	Useful Life Scale	Useful Mileage Scale	Condition Assessment Scale	SGR Avg. Scale
Columbia County	Columbia County	V001219	1FVACVDT6 BHAX4618	Freightliner	Turtle Top Odyssey 16M	2011	51	4	\$139,822.00	Good	235327	Active	26489	7 yrs/200,000 miles (medium, med-duty)	11/15/2018	11/15/2011	83	2	1	4	2.33
Columbia County	Columbia County	V001731	1GBE65BX F1225384	Arboc	Spirit of Mobility	2015	26	2	\$132,116.00	Excellent	90571	Active	50412	7 yrs/200,000 miles (medium, med-duty)	08/18/2023	8/18/2016	26	4	4	5	4.33
Columbia County	Columbia County	V001732	1FDG5GYX GEB88606	Ford 550 Starcraft	Alistar XL	2016	50	2	\$105,497.00	Excellent	83701	Active	50412	7 yrs/200,000 miles (medium, med-duty)	11/03/2023	11/3/2016	23	4	4	5	4.33
Community Connection of Northeast Oregon, Inc.	Community Connection of Northeast Oregon, Inc. (Union)	V000821	5B4MP67G2 93437373	Hometown Trolley	Villager 178	2009	32	2	\$125,758.00	Good	216558	Active	24314	10 yrs/350,000 miles (medium, heavy-duty)	07/01/2019	7/1/2009	111	2	3	4	3.00
Community Connection of Northeast Oregon, Inc.	Community Connection of Northeast Oregon, Inc. (Baker)	V000820	5B4MP67G0 93437372	Hometown Trolley	Villager 178	2009	32	2	\$126,440.00	Good	135534	Active	24314	10 yrs/350,000 miles (medium, heavy-duty)	07/01/2019	7/1/2009	111	2	4	4	3.33
Community Connection of Northeast Oregon, Inc.	Community Connection of Northeast Oregon, Inc. (Union)	V000082	1GBDV13E8 5D150541	Chevy	modified minivan	2005	5	1		Poor	212801	Active		4 yrs/100,000 miles (small, light-duty)	01/01/2009	1/1/2004	177	1	1	1	1.00
Community Connection of Northeast Oregon, Inc.	Community Connection of Northeast Oregon, Inc. (Baker)	V000843	1DBH44E6 9B520689	Dodge	Braun Entervan	2009	5	2	\$36,119.00	Marginal	125953	Active	25623	4 yrs/100,000 miles (small, light-duty)	06/22/2013	6/22/2008	124	1	1	2	1.33
Community Connection of Northeast Oregon, Inc.	Community Connection of Northeast Oregon, Inc. (Union)	V000937	1DBH44E4 9B520688	Dodge	Braun Entervan	2009	5	2	\$36,119.00	Marginal	171615	Active	25621	4 yrs/100,000 miles (small, light-duty)	07/27/2013	7/27/2008	123	1	1	2	1.33
Community Connection of Northeast Oregon, Inc.	Community Connection of Northeast Oregon, Inc. (Wallowa)	V000084	1GBDV13L0 5D301757	Chevrolet	Modified van	2005	6	1		Adequate	148413	Active		4 yrs/100,000 miles (small, light-duty)	01/01/2009	1/1/2004	177	1	1	3	1.67
Community Connection of Northeast Oregon, Inc.	Community Connection of Northeast Oregon, Inc. (Baker)	V000862	1FTSS34LX9 DA82138	Dodge	Braun TransPorter	2009	8	1	\$48,951.00	Adequate	77625	Active	25623	4 yrs/100,000 miles (small, light-duty)	09/21/2013	9/21/2008	121	1	2	3	2.00
Community Connection of Northeast Oregon, Inc.	Community Connection of Northeast Oregon, Inc.	V001096	3FADPOL31 BR226902	Ford	Fusion Hybrid Sedan	2011	4	0	\$26,744.00	Good	182839	Active		4 yrs/100,000 miles (small, light-duty)	02/03/2015	2/3/2010	104	1	1	4	2.00
Community Connection of Northeast Oregon, Inc.	Community Connection of Northeast Oregon, Inc.	V001320	2C4RD08G3 CR302391	Dodge	Braun Entervan	2012	4	1	\$37,624.00	Good	104700	Active	27480	4 yrs/100,000 miles (small, light-duty)	10/01/2016	10/1/2011	84	1	1	4	2.00
Community Connection of Northeast Oregon, Inc.	Community Connection of Northeast Oregon, Inc.	V001321	2C4RD08G7 CR302393	Dodge	Braun Entervan	2012	4	1	\$37,624.00	Good	151623	Active	27480	4 yrs/100,000 miles (small, light-duty)	10/01/2016	10/1/2011	84	1	1	4	2.00
Community Connection of Northeast Oregon, Inc.	Community Connection of Northeast Oregon, Inc. (Union)	V000882	1FTSS34L19 DA87910	Ford	Braun Paratransit Van	2009	7	1	\$43,458.00	Good	88963	Active	25621	4 yrs/100,000 miles (small, light-duty)	10/23/2013	10/23/2008	120	1	2	4	2.33
Community Connection of Northeast Oregon, Inc.	Community Connection of Northeast Oregon, Inc. (Wallowa)	V001094	2D4R4N4E4 AR445387	Dodge	Grand Caravan-Braun Entervan	2010	3	2	\$37,924.00	Good	86684	Active	26494	4 yrs/100,000 miles (small, light-duty)	03/31/2015	3/31/2010	102	1	2	4	2.33
Community Connection of Northeast Oregon, Inc.	Community Connection of Northeast Oregon, Inc. (Wallowa)	V000863	1FTSS34L19 DA82139	Dodge	Braun TransPorter	2009	8	1	\$48,951.00	Good	67642	Active	25623	4 yrs/100,000 miles (small, light-duty)	09/21/2013	9/21/2008	121	1	3	4	2.67
Community Connection of Northeast Oregon, Inc.	Community Connection of Northeast Oregon, Inc.	V002179	3D4G47B9 9T545755	Dodge	Journey	2009	6	0		Good	86300	Active		4 yrs/100,000 miles (small, light-duty)	11/09/2019	11/9/2014	47	2	2	4	2.67
Community Connection of Northeast Oregon, Inc.	Community Connection of Northeast Oregon, Inc.	V002182	3FADPOL31 BR226902	Ford	Fusion	2011	3	0		Good	26335	Active		4 yrs/100,000 miles (small, light-duty)	07/31/2017	7/31/2012	74	1	4	4	3.00
Community Connection of Northeast Oregon, Inc.	Community Connection of Northeast Oregon, Inc.	V001678	2C7WDG8G 4GR144252	Dodge	Grand Caravan	2016	5	2	\$38,704.00	Excellent	46020	Active	31026	4 yrs/100,000 miles (small, light-duty)	05/16/2020	5/16/2015	41	2	4	5	3.67
Community Connection of Northeast Oregon, Inc.	Community Connection of Northeast Oregon, Inc.	V001679	2C7WDG8G 4GR144249	Dodge	Caravan	2016	5	2	\$38,704.00	Excellent	47808	Active	31026	4 yrs/100,000 miles (small, light-duty)	05/16/2020	5/16/2015	41	2	4	5	3.67
Community Connection of Northeast Oregon, Inc.	Community Connection of Northeast Oregon, Inc.	V001852	2C7WDGCG 4HR664192	Dodge	Eldorado Dodge	2017	3	2	\$45,692.00	Excellent	29753	Active	31429	4 yrs/100,000 miles (small, light-duty)	06/30/2021	6/30/2016	27	3	4	5	4.00
Community Connection of Northeast Oregon, Inc.	Community Connection of Northeast Oregon, Inc. (Baker)	V000077	1FDXE45S9 2HB75818	Ford	EiDorado	2002	14	2		Poor	210085	Active		5 yrs/150,000 miles (medium, light-duty)	01/01/2007	1/1/2002	201	1	1	1	1.00
Community Connection of Northeast Oregon, Inc.	Community Connection of Northeast Oregon, Inc. (Baker)	V000886	1GB6G3AG4 A1104901	Chevrolet	Startrans Senator Paratransit	2010	14	2	\$58,177.00	Poor	213961	Active	25623	5 yrs/150,000 miles (medium, light-duty)	12/28/2014	12/28/2009	106	1	1	1	1.00
Community Connection of Northeast Oregon, Inc.	Community Connection of Northeast Oregon, Inc. (Wallowa)	V000935	1GB6G3AG1 A1105701	Chevrolet	Startrans Senator	2010	14	2	\$56,432.00	Poor	152539	Active	25622	5 yrs/150,000 miles (medium, light-duty)	12/28/2014	12/28/2009	106	1	1	1	1.00
Community Connection of Northeast Oregon, Inc.	Community Connection of Northeast Oregon, Inc. (Baker)	V000078	1FDXE45SX 5HA60082	Ford	EiDorado	2005	14	1		Marginal	170322	Active		5 yrs/150,000 miles (medium, light-duty)	01/01/2010	1/1/2005	165	1	1	2	1.33
Community Connection of Northeast Oregon, Inc.	Community Connection of Northeast Oregon, Inc. (Baker)	V001158	1GBJG31K7 91154508	Chevrolet	ARBOC Spirit of Mobility	2011	14	2	\$108,397.00	Marginal	187398	Active	26491	5 yrs/150,000 miles (medium, light-duty)	07/01/2016	7/1/2011	87	1	1	2	1.33
Community Connection of Northeast Oregon, Inc.	Community Connection of Northeast Oregon, Inc. (Baker)	V000226	1FDXE45S8 2HA10132	Ford	EiDorado	2001	14	2		Good	187507	Active		5 yrs/150,000 miles (medium, light-duty)	01/01/2006	1/1/2001	213	1	1	4	2.00
Community Connection of Northeast Oregon, Inc.	Community Connection of Northeast Oregon, Inc. (Union)	V000881	1GBJG31K2 91155274	Chevrolet	ARBOC Spirit of Mobility	2009	14	2	\$105,930.00	Adequate	134958	Active	25621	5 yrs/150,000 miles (medium, light-duty)	11/02/2014	11/2/2009	107	1	2	3	2.00
Community Connection of Northeast Oregon, Inc.	Community Connection of Northeast Oregon, Inc. (Wallowa)	V001130	1GB3G3BG5 B1124416	Chevrolet Startrans Senator	Startrans Senator	2011	14	2	\$59,980.00	Good	93642	Active	26494	5 yrs/150,000 miles (medium, light-duty)	06/01/2016	6/1/2011	88	1	3	4	2.67
Community Connection of Northeast Oregon, Inc.	Community Connection of Northeast Oregon, Inc.	V001497	1GB6G5BG3 E1171649	Chevrolet	Goshen GCII	2014	14	2	\$62,715.00	Excellent	159305	Active	27480	5 yrs/150,000 miles (medium, light-duty)	7/10/2019	7/10/2014	51	2	1	5	2.67

Owner Name	Operator Name	Asset#	VIN	Asset Make	Asset Model	Year	Seat	Seat ADA	Original Value	Last Condition	Asset Last Odometer	Status	Sub-Grant#	EUL Category	EUL Date	In Service Date	Months in Service	Useful Life Scale	Useful Mileage Scale	Condition Assessment	SGR Avg. Scale
Community Connection of Northeast Oregon, Inc.	Community Connection of Northeast Oregon, Inc.	V001404	1GB3G2B98 D1122821	Chevrolet	Startrans Senator	2013	14	2	\$49,433.00	Excellent	39523	Active	27667	5 yrs/150,000 miles (medium, light-duty)	04/15/2018	4/15/2013	66	1	4	5	3.33
Community Connection of Northeast Oregon, Inc.	Community Connection of Northeast Oregon, Inc.	V001733	1FDXE4F99 GDC25866	Ford	Champion	2016	19	2	\$118,500.00	Excellent	29040	Active	31026	5 yrs/150,000 miles (medium, light-duty)	12/01/2021	12/1/2016	22	4	5	5	4.67
Community Connection of Northeast Oregon, Inc.	Community Connection of Northeast Oregon, Inc.	V001785	1FDXE4F99 GDC40688	Ford Champion	Champion	2016	20	2	\$106,805.00	Excellent	36665	Active	31026	5 yrs/150,000 miles (medium, light-duty)	03/13/2022	3/13/2017	19	4	5	5	4.67
Community Connection of Northeast Oregon, Inc.	Community Connection of Northeast Oregon, Inc.	V000224	1FDXE4556 5H4A0167	Ford	E450 Champion Challenger Fusion	2005	10	2		Adequate	147726	Active		7 yrs/200,000 miles (medium, med-duty)	01/01/2012	1/1/2005	165	1	3	3	2.33
Community Connection of Northeast Oregon, Inc.	Community Connection of Northeast Oregon, Inc.	V001424	1FDXE4FSX DDA50815	Ford	E450 Champion Challenger	2013	14	2	\$97,191.00	Excellent	96516	Active	27480	7 yrs/200,000 miles (medium, med-duty)	06/27/2020	6/27/2013	64	2	4	5	3.67
Confederated Tribes of Coos, Lower Umpqua and Siuslaw	Confederated Tribes of Coos, Lower Umpqua and Siuslaw	V001637	2C4RDG8G0 GR122887	Dodge	Caravan	2016	7	0		Excellent	21962	Active		4 yrs/100,000 miles (small, light-duty)	02/03/2021	2/3/2016	32	3	5	5	4.33
Confederated Tribes of Siletz Indians	Confederated Tribes of Siletz Indians	V002188	1GB6GLB7G H1134344	Arboc	Spirit of Freedom	2017	12	2		Excellent	2354	Active		10 yrs/350,000 miles (medium, heavy-duty)	08/09/2028	8/9/2018	2	5	5	5	5.00
Confederated Tribes of Siletz Indians	Confederated Tribes of Siletz Indians	V002198	1GBDV13L3 6D192610	Chevrolet	Uplander	2006	3	2		Adequate	128021	Active		4 yrs/100,000 miles (small, light-duty)	08/10/2011	8/10/2006	146	1	1	3	1.67
Confederated Tribes of Siletz Indians	Confederated Tribes of Siletz Indians	V002199	1GBDV13E8 5D127292	Chevrolet	Venture	2005	3	2		Adequate	203817	Active		4 yrs/100,000 miles (small, light-duty)	12/20/2018	12/20/2013	58	1	1	3	1.67
Confederated Tribes of Siletz Indians	Confederated Tribes of Siletz Indians	V002197	1GBDV13L3 6D192609	Chevrolet	Uplander	2006	3	2		Good	179988	Active		4 yrs/100,000 miles (small, light-duty)	08/10/2011	8/10/2006	146	1	1	4	2.00
Confederated Tribes of Siletz Indians	Confederated Tribes of Siletz Indians	V002200	4T1B84KX9 U08727	Toyota	Camry	2009	4	0		Good	170629	Active		4 yrs/100,000 miles (small, light-duty)	07/03/2012	7/3/2007	135	1	1	4	2.00
Confederated Tribes of Siletz Indians	Confederated Tribes of Siletz Indians	V002196	2C4RDG8G9 CR191832	Dodge	Grand Caravan	2013	3	2		Good	58498	Active		4 yrs/100,000 miles (small, light-duty)	04/03/2016	4/3/2011	90	1	3	4	2.67
Confederated Tribes of Siletz Indians	Confederated Tribes of Siletz Indians	V002194	1FDXE4557 6DA68388	Ford	E-450SD	2006	12	2		Good	77952	Active		5 yrs/150,000 miles (medium, light-duty)	01/01/2011	1/1/2006	153	1	3	4	2.67
Confederated Tribes of Siletz Indians	Confederated Tribes of Siletz Indians	V002195	1FD3E35L38 D817669	Ford	Aerolite E-3	2008	9	2		Good	79797	Active		7 yrs/200,000 miles (medium, med-duty)	11/08/2016	11/8/2009	107	1	4	4	3.00
Confederated Tribes of Siletz Indians	Confederated Tribes of Siletz Indians	V001859	1GB6GLB7G H1134344	Chevrolet	Spirit of Freedom Van	2017	15	2	\$125,315.00	Excellent	3331	Draft	31385	7 yrs/200,000 miles (medium, med-duty)	08/09/2025	8/9/2018	2	5	5	5	5.00
Confederated Tribes of the Umatilla Indian Reservation	Confederated Tribes of the Umatilla Indian Reservation	V001535	1FVACWDU9 FHGJ6353	Freightliner	M2-106	2015	30	2	\$130,253.00	Adequate	309010	Active	29351	10 yrs/350,000 miles (medium, heavy-duty)	10/03/2024	10/3/2014	48	4	2	3	3.00
Confederated Tribes of the Umatilla Indian Reservation	Confederated Tribes of the Umatilla Indian Reservation	V001726	1FDG5FGY7 GBES6891	Ford	F-550 Champion Defender M2	2016	22	2	\$91,908.00	Good	110316	Active	30413	10 yrs/350,000 miles (medium, heavy-duty)	03/16/2026	3/16/2016	31	4	4	4	4.00
Confederated Tribes of the Umatilla Indian Reservation	Confederated Tribes of the Umatilla Indian Reservation	V001536	1FVACWDU5 FHGJ6354	Freightliner	M2-106	2015	30	2	\$130,253.00	Adequate	308296	Active	29406	12 yrs/500,000 miles (large, heavy-duty)	10/03/2024	10/3/2012	72	4	3	3	3.33
Confederated Tribes of the Umatilla Indian Reservation	Confederated Tribes of the Umatilla Indian Reservation	V000847	1D8H44E0 9B520866	Dodge	Grand Caravan Braun Entervan	2009	7	1	\$37,163.00	Marginal	226231	Active	25624	4 yrs/100,000 miles (small, light-duty)	06/18/2013	6/18/2008	124	1	1	2	1.33
Confederated Tribes of the Umatilla Indian Reservation	Confederated Tribes of the Umatilla Indian Reservation	V001776	1FBVU4XM5 HKA03152	Ford	Transit 350XL NorCal Van	2017	13	1	\$56,524.00	Excellent	73544	Active	31029	4 yrs/100,000 miles (small, light-duty)	01/23/2021	1/23/2016	33	3	3	5	3.67
Confederated Tribes of the Umatilla Indian Reservation	Confederated Tribes of the Umatilla Indian Reservation	V001777	1FBVU4XM7 HKA03153	Ford	Transit 350XL NorCal Van	2017	11	1	\$56,524.00	Excellent	27133	Active	31029	4 yrs/100,000 miles (small, light-duty)	01/23/2021	1/23/2016	33	3	4	5	4.00
Confederated Tribes of the Umatilla Indian Reservation	Confederated Tribes of the Umatilla Indian Reservation	V001911	1FDXE4FS1 H0C76036	Ford Bus	Starcraft Allstar	2017	24	2	\$78,654.00	Excellent	3004	Active	32580	5 yrs/150,000 miles (medium, light-duty)	08/17/2023	8/17/2018	2	5	5	5	5.00
Confederated Tribes of the Umatilla Indian Reservation	Confederated Tribes of the Umatilla Indian Reservation	V001202	1FDG5FGT5 BEC21637	Ford	Glaval Entourage F550	2011	26	2	\$110,015.00	Marginal	391444	Active	27670	7 yrs/200,000 miles (medium, med-duty)	08/22/2018	8/22/2011	86	1	1	2	1.33
Confederated Tribes of the Umatilla Indian Reservation	Confederated Tribes of the Umatilla Indian Reservation	V001696	5WEASC8P3 GH453054	Navistar International	TC-XL	2016	30	2	\$130,776.00	Good	216378	Active	30413	7 yrs/200,000 miles (medium, med-duty)	06/06/2023	6/6/2016	28	4	1	4	3.00
Confederated Tribes of Warm Springs	Confederated Tribes of Warm Springs	V000092	1FDXE45S1 7DA05711	Ford	4DC	2007	12	2		Adequate	138917	Active		4 yrs/100,000 miles (small, light-duty)	01/01/2011	1/1/2006	153	1	1	3	1.67
Coos County	Coos County Area Transit Service District	V000097	1FDXE45S2 2H864917	Ford	Aerotech	2002	12	2		Poor	267001	Active		4 yrs/100,000 miles (small, light-duty)	01/01/2006	1/1/2001	213	1	1	1	1.00
Coos County	Coos County	V002185	2FTJW35G7 LCB00118	Ford	PU F350	1990	4	0		Poor	53261	Active		4 yrs/100,000 miles (small, light-duty)	08/24/2009	8/24/2004	170	1	3	1	1.67
Coos County	Coos County Area Transit Service District	V001389	1FDXE4521 C0A94521	Ford	Startrans Candidate	2013	9	2	\$55,420.00	Adequate	99675	Active	28722	4 yrs/100,000 miles (small, light-duty)	03/01/2017	3/1/2012	79	1	2	3	2.00
Coos County	Coos County	V002184	1G3NL52E43 C287784	Oldsmobile	AVG	2003	4	0		Poor	10732	Active		4 yrs/100,000 miles (small, light-duty)	08/22/2017	8/22/2012	74	1	5	1	2.33
Coos County	Coos County	V002187	1FBZXM6 FKA72556	Ford	TCN	2015	2	2		Adequate	32760	Active		4 yrs/100,000 miles (small, light-duty)	05/17/2021	5/17/2016	29	3	4	3	3.33
Coos County	Coos County	V002189	1FDXE45S1 HKB02587	FORD	TCN	2017	3	1		Good	3690	Active		4 yrs/100,000 miles (small, light-duty)	07/19/2021	7/19/2016	27	3	5	4	4.00
Coos County	Coos County	V002186	1FDXE45S1 ED817944	Ford	30C	2014	7	1		Good	103	Active		7 yrs/200,000 miles (medium, med-duty)	06/23/2022	6/23/2015	40	4	5	4	4.33
Coos County Area Transit Service District	Coos County Area Transit Service District	V002183	2D4R4NDE5 AR498471	Dodge	Caravan	2010	4	1		Marginal	152501	Active		4 yrs/100,000 miles (small, light-duty)	11/09/2014	11/9/2009	107	1	1	2	1.33

Owner Name	Operator Name	Asset#	VIN	Asset Make	Asset Model	Year	Seat	Seat ADA	Original Value	Last Condition	Asset Last Odometer	Status	Sub-Grant#	EUL Category	EUL Date	In Service Date	Months in Service	Useful Life Scale	Useful Mileage Scale	Condition Assessment Scale	SGR Avg. Scale
Coos County Area Transit Service District	Coos County Area Transit Service District	V000877	1FDFE35S6 90A81168	Ford	Starcraft Paratransit	2009	10	1	\$55,416.00	Poor	161414	Active	25625	5 yrs/150,000 miles (medium, light-duty)	10/22/2013	10/22/2008	120	1	1	1	1.00
Coos County Area Transit Service District	Coos County Area Transit Service District	V000991	1FDFF4F54 AD063278	Ford	Startrans Senator	2010	18	2	\$70,657.00	Poor	184903	Active	26500	5 yrs/150,000 miles (medium, light-duty)	08/20/2015	8/20/2010	98	1	1	1	1.00
Coos County Area Transit Service District	Coos County Area Transit Service District	V000993	1FDFF4F52 AD063280	Ford	Startrans Senator	2010	18	2	\$70,657.00	Poor	188297	Active	26500	5 yrs/150,000 miles (medium, light-duty)	08/17/2015	8/17/2010	98	1	1	1	1.00
Coos County Area Transit Service District	Coos County Area Transit Service District	V000767	1FD3E35L18 D800983	Ford	Eldorado Aerolite	2008	10	1	\$44,483.00	Marginal	171455	Active	24320	5 yrs/150,000 miles (medium, light-duty)	06/06/2012	6/6/2007	136	1	1	2	1.33
Coos County Area Transit Service District	Coos County Area Transit Service District	V000797	1FD3445X8 D802047	Ford	Elkhart ECLII	2008	16	2	\$64,959.00	Marginal	152000	Active	24320	5 yrs/150,000 miles (medium, light-duty)	01/12/2014	1/12/2009	117	1	1	2	1.33
Coos County Area Transit Service District	Coos County Area Transit Service District	V000879	1FDFF45L09 DA92331	Eldorado	Aerotech 220	2009	12	2	\$61,934.00	Marginal	177199	Active	25625	5 yrs/150,000 miles (medium, light-duty)	11/20/2014	11/20/2009	107	1	1	2	1.33
Coos County Area Transit Service District	Coos County Area Transit Service District	V000880	1FDFF45L09 DA92332	Eldorado	Aerotech 220	2009	12	2	\$61,934.00	Marginal	189278	Active	25625	5 yrs/150,000 miles (medium, light-duty)	11/20/2014	11/20/2009	107	1	1	2	1.33
Coos County Area Transit Service District	Coos County Area Transit Service District	V000878	1FDFF45S4 90A81170	Ford	Starcraft Paratransit	2009	10	1	\$55,416.00	Good	38222	Active	25625	Category D med. size light-duty bus (medium, light-duty)	10/22/2014	10/22/2009	108	1	4	4	3.00
Coos County Area Transit Service District	Coos County Area Transit Service District	V001838	1FDFF4F57 HDC58855	Starcraft (Ford)	Allstar	2017	16	2	\$84,205.00	excellent	22745	Active	31478	5 yrs/150,000 miles (medium, light-duty)	10/31/2022	10/31/2017	11	5	5	5	5.00
Coos County Area Transit Service District	Coos County Area Transit Service District	V001839	1FDFF4F56 HDC58843	Starcraft (Ford)	Allstar	2017	16	2	\$84,205.00	excellent	19423	Active	31478	5 yrs/150,000 miles (medium, light-duty)	11/03/2022	11/3/2017	11	5	5	5	5.00
Coquille Indian Tribe	Coquille Indian Tribe	V001890	2C7M0D8G0 JLR203611	Braun	Entervan	2018	4	2	\$43,435.00	Excellent	636	Active	31169	4 yrs/100,000 miles (small light-duty)	03/30/2022	3/30/2017	18	4	5	5	4.67
Crook County	Central Oregon Intergovernmental Council	V001874	1FDFF4F59 JDC06340	Champion Ford	Challenger E-450	2017	18	2	\$73,025.00	Excellent	2656	Active	31366	5 yrs/150,000 miles (medium, light-duty)	06/28/2023	6/28/2018	4	5	5	5	5.00
Curry County Public Transit Service District	Curry County Public Transit Service District	V000919	2D4R4N4E5 AR164523	Dodge	Braun Entervan	2010	5	2	\$35,629.00	Poor	110598	Active	25626	4 yrs/100,000 miles (small light-duty)	01/13/2014	1/13/2009	117	1	1	1	1.00
Curry County Public Transit Service District	Curry County Public Transit Service District	V001388	2C4RDCG6C DR543670	Dodge	Grand Caravan	2013	5	2	\$42,574.00	Poor	54716	Active		4 yrs/100,000 miles (small light-duty)	03/01/2017	3/1/2012	79	1	3	1	1.67
Curry County Public Transit Service District	Curry County Public Transit Service District	V001664	1FDFF4F57 GDC30784	Ford E350	Eldorado Aero Elite 200	2016	8	2	\$74,449.00	Good	34363	Active	30414	4 yrs/100,000 miles (small light-duty)	03/21/2020	3/21/2015	43	2	4	4	3.33
Curry County Public Transit Service District	Curry County Public Transit Service District	V000791	1FD4E45X8 80B51741	Ford	Elkhart EC II	2008	12	2	\$61,582.00	Poor	235809	Pending Disposal	24285	5 yrs/150,000 miles (medium, light-duty)	08/28/2013	8/28/2008	122	1	1	1	1.00
Curry County Public Transit Service District	Curry County Public Transit Service District	V000870	1FDFF45S0 9D044283	Ford	Startrans Senator	2009	12	2	\$74,406.00	Ford	173346	Active	25626	5 yrs/150,000 miles (medium, light-duty)	11/02/2014	11/2/2009	107	1	1	1	1.00
Curry County Public Transit Service District	Curry County Public Transit Service District	V001666	1GB3GSBLS G1132675	Chevrolet	Glaval Titan II	2016	12	2	\$86,375.00	Good	94325	Active	30414	5 yrs/150,000 miles (medium, light-duty)	03/29/2021	3/29/2016	31	3	3	4	3.33
Curry County Public Transit Service District	Curry County Public Transit Service District	V001680	1GB3GSBLS G1134339	Chevrolet	Glaval Titan II	2016	12	2	\$86,375.00	Good	93600	Active	30414	5 yrs/150,000 miles (medium, light-duty)	04/15/2021	4/15/2016	30	4	3	4	3.67
Curry County Public Transit Service District	Curry County Public Transit Service District	V001665	1GB6GLBG0 G1138279	Chevrolet	Glaval Titan II Low Floor	2016	12	2	\$115,080.00	Good	53171	Active	30414	5 yrs/150,000 miles (medium, light-duty)	04/11/2021	4/11/2016	30	4	4	4	4.00
Curry County Public Transit Service District	Curry County Public Transit Service District	V001681	1GB6GLBG0 G1139195	Chevrolet	Glaval Titan II, Low Floor	2016	12	2	\$115,080.00	Good	58943	Active	30414	5 yrs/150,000 miles (medium, light-duty)	04/15/2021	4/15/2016	30	4	4	4	4.00
Curry County Public Transit Service District	Curry County Public Transit Service District	V001730	1GB3GSBLS G1228950	Chevrolet	Glaval Titan 11	2016	14	2	\$87,485.00	Good	48701	Active	30900	5 yrs/150,000 miles (medium, light-duty)	09/19/2021	9/19/2016	25	4	4	4	4.00
Curry County Public Transit Service District	Curry County Public Transit Service District	V001734	1GB3GSBLS G1227772	Chevrolet	Glaval Titan II	2016	14	2	\$87,485.00	Good	61142	Active	30900	5 yrs/150,000 miles (medium, light-duty)	09/13/2021	9/13/2016	25	4	4	4	4.00
Curry County Public Transit Service District	Curry County Public Transit Service District	V001812	1FDFF4F59 HDC65897	Eldorado	Aerotech	2017	12	2	\$83,103.00	Good	12233	Active	31479	5 yrs/150,000 miles (medium, light-duty)	10/31/2022	10/31/2017	11	5	5	4	4.67
Douglas County	United Community Action Network	V001795	5WEASC8P2 GH453059	International Starcraft	Allstar XL 36	2016	32	3	\$158,043.00	Good	22269	Active	30433	10 yrs/350,000 miles (medium, heavy-duty)	04/03/2027	4/3/2017	18	5	5	4	4.67
Douglas County	United Community Action Network	V001796	5WEASC8P3 GH453060	International Starcraft	Allstar XL 36	2016	32	3	\$158,043.00	Good	19259	Active	30433	10 yrs/350,000 miles (medium, heavy-duty)	04/03/2027	4/3/2017	18	5	5	4	4.67
Douglas County	United Community Action Network	V000899	1FTSS34L49 DA37910	Ford	New England	2009	14	2	\$44,606.00	Adequate	152103	Active	25627	4 yrs/100,000 miles (small light-duty)	01/11/2014	1/11/2009	117	1	1	3	1.67
Douglas County	United Community Action Network	V000979	1FTSS34L3A DA62817	Ford	New England	2010	7	1	\$45,036.00	Adequate	141124	Active	25627	4 yrs/100,000 miles (small light-duty)	07/11/2014	7/11/2009	111	1	1	3	1.67
Douglas County	Douglas Resident Training Facilities	V001038	1FBNE3BL1 BD442306	Ford E350	Econoline	2011	12	0	\$22,898.00	Adequate	210420	Active	26060	4 yrs/100,000 miles (small light-duty)	01/03/2015	1/3/2010	105	1	1	3	1.67
Douglas County	Umpqua Homes for the Handicapped	V001244	1FTD343L2 BDB39331	Ford E350	New England Wheels	2011	8	2	\$46,136.00	Adequate	227998	Active	27679	4 yrs/100,000 miles (small light-duty)	02/21/2016	2/21/2011	92	1	1	3	1.67
Douglas County	United Community Action Network	V000120	1FDXE45F3 3HA90413	Ford	Eldorado	2003	10	2		Adequate	89580	Active		4 yrs/100,000 miles (small light-duty)	01/01/2007	1/1/2002	201	1	2	3	2.00
Douglas County	Douglas Resident Training Facilities	V001039	1FBNE3BL3 BD442307	Ford E350	Econoline	2011	12	0	\$22,898.00	Good	149402	Active	26060	4 yrs/100,000 miles (small light-duty)	01/03/2015	1/3/2010	105	1	1	4	2.00
Douglas County	Douglas Resident Training Facilities	V001040	1FBNE3BL5 BD442308	Ford E350	Econoline	2011	12	0	\$22,898.00	Good	116178	Active	26060	4 yrs/100,000 miles (small light-duty)	01/03/2015	1/3/2010	105	1	1	4	2.00
Douglas County	Douglas Resident Training Facilities	V001041	1FBNE3BL7 BD442309	Ford E350	Econoline	2011	12	0	\$22,898.00	Good	108139	Active	26060	4 yrs/100,000 miles (small light-duty)	01/03/2015	1/3/2010	105	1	1	4	2.00
Douglas County	Umpqua Valley Disabilities Network	V001239	1FTDS3ELO BDB35930	Ford E350	New England Wheels	2011	8	2	\$46,136.00	Good	121294	Active	27679	4 yrs/100,000 miles (small light-duty)	02/13/2016	2/13/2011	92	1	1	4	2.00
Douglas County	Umpqua Valley Disabilities Network	V001245	1FTDS3ELS BDB13879	Ford E350	New England Wheels	2011	8	2	\$46,136.00	Good	104660	Active	27679	4 yrs/100,000 miles (small light-duty)	02/21/2016	2/21/2011	92	1	1	4	2.00
Douglas County	Sunrise Enterprises, Inc.	V001023	1FTDS3ELS BDA04962	Ford Eldorado	Eldorado Versashuttle	2011	10	2	\$39,433.00	Good	87386	Active	26060	4 yrs/100,000 miles (small light-duty)	01/19/2015	1/19/2010	105	1	2	4	2.33

Owner Name	Operator Name	Asset#	VIN	Asset Make	Asset Model	Year	Seat	Seat ADA	Original Value	Last Condition	Asset Last Odometer	Status	Sub-Grant#	EUL Category	EUL Date	In Service Date	Months in Service	Useful Life Scale	Useful Mileage Scale	Condition Assessment Scale	SGR Avg. Scale
Douglas County	Umpqua Valley Disabilities Network	V001472	1FTDS3EL8 EDA22361	Ford E350	New England Wheels	2014	8	2	\$48,921.00	Good	75632	Active	29327	4 yrs/100,000 miles (small light-duty)	04/01/2018	4/1/2013	66	1	2	4	2.33
Douglas County	North Douglas Betterment	V001470	1FTDS3EL2 EDA22355	Ford E350	New England Wheels	2014	8	2	\$48,921.00	Good	64904	Active	29327	4 yrs/100,000 miles (small light-duty)	04/01/2018	4/1/2013	66	1	3	4	2.67
Douglas County	Umpqua Homes for the Handicapped	V001471	1FTDS3EL2 EDA22360	Ford E350	New England Wheels	2014	8	2	\$48,921.00	Good	72995	Active	29327	4 yrs/100,000 miles (small light-duty)	04/01/2018	4/1/2013	66	1	3	4	2.67
Douglas County	Mercy Medical Center, Inc.	V001705	1FDVU4XG4 GKA57414	Ford	Transit	2016	10	2	\$59,328.00	Good	81421	Active	30758	4 yrs/100,000 miles (small light-duty)	06/09/2020	6/9/2015	40	2	2	4	2.67
Douglas County	Sutherland, City of	V001240	1FTDS3ELX BDB38834	Ford E350 Van	New England Wheels	2011	8	2	\$46,136.00	Good	45989	Active	27679	4 yrs/100,000 miles (small light-duty)	02/13/2016	2/13/2011	92	1	4	4	3.00
Douglas County	City of Reedsport	V001468	1FTDS3ELX EDA22359	Ford E-350	New England Wheels	2014	8	2	\$48,921.00	Good	48571	Active	29327	4 yrs/100,000 miles (small light-duty)	04/01/2018	4/1/2013	66	1	4	4	3.00
Douglas County	Winston, City of	V001706	1FDVU4XG6 GKA57415	Ford E350	New England Wheels	2016	8	2	\$59,328.00	Excellent	17318	Active	30758	4 yrs/100,000 miles (small light-duty)	06/09/2020	6/9/2015	40	2	5	5	4.00
Douglas County	Douglas County	V001831	1FDVU4XM3 HKA74048	Ford	Transit	2017	9	2	\$63,244.00	Excellent	18866	Active	31469	4 yrs/100,000 miles (small light-duty)	06/13/2021	6/13/2016	28	3	5	5	4.33
Douglas County	United Community Action Network	V000529	1M9FLA2L85 C084247	Ford	ElDorado	2005	16	2		Adequate	313260	Active		7 yrs/200,000 miles (medium, med-duty)	01/01/2012	1/1/2005	165	1	1	3	1.67
Douglas County	United Community Action Network	V000914	1GBG5U197 8F414684	Champion	Defender	2008	23	2	\$93,174.00	Adequate	335975	Active	25627	7 yrs/200,000 miles (medium, med-duty)	03/08/2017	3/8/2010	103	1	1	3	1.67
Douglas County	United Community Action Network	V000938	1GBG5U197 8F414541	Champion	Defender	2010	23	2	\$93,174.00	Adequate	342559	Active	25627	7 yrs/200,000 miles (medium, med-duty)	04/05/2017	4/5/2010	102	1	1	3	1.67
Douglas County	United Community Action Network	V000939	1GBG5U196 8F414577	Champion	Defender	2010	23	2	\$93,174.00	Adequate	332670	Active	25627	7 yrs/200,000 miles (medium, med-duty)	04/05/2017	4/5/2010	102	1	1	3	1.67
Douglas County	United Community Action Network	V000940	1GBG5U194 8F414612	Champion	Defender	2010	23	2	\$93,174.00	Adequate	334322	Active	25627	7 yrs/200,000 miles (medium, med-duty)	04/05/2017	4/5/2010	102	1	1	3	1.67
Douglas County	United Community Action Network	V000941	1GBG5U198 8F414709	Champion	Defender	2010	23	2	\$93,174.00	Adequate	319252	Active	25627	7 yrs/200,000 miles (medium, med-duty)	04/05/2017	4/5/2010	102	1	1	3	1.67
Douglas County	United Community Action Network	V000124	1GBE5V123 7F416141	Chevy	med medium-duty	2007	19	2		Adequate	322143	Backup/Sp are		7 yrs/200,000 miles (medium, med-duty)	01/01/2014	1/1/2007	141	1	1	3	1.67
Gilliam County	Gilliam County	V001385	5TDK3DCX D5301323	Toyota	Sienna	2013	7	0	\$29,602.00	Adequate	135843	Active	27681	4 yrs/100,000 miles (small light-duty)	01/08/2017	1/8/2012	81	1	1	3	1.67
Gilliam County	Gilliam County	V001427	5TDK3DC3 D5329072	Toyota	Sienna	2013	7	0	\$29,602.00	Adequate	116540	Active	27681	4 yrs/100,000 miles (small light-duty)	06/10/2017	6/10/2012	76	1	1	3	1.67
Gilliam County	Gilliam County	V000141	1FDWE35L7 3HB58384	Ford	E-350 Econoline	2003	9	1	\$36,385.00	Good	81891	Active		4 yrs/100,000 miles (small light-duty)	01/01/2007	1/1/2002	201	1	2	4	2.33
Gilliam County	Gilliam County	V001206	1JLZE4FE5A 1110826	Toyota	Scion XB	2010	7	0	\$19,279.00	Good	86360	Active	26508	4 yrs/100,000 miles (small light-duty)	07/01/2015	7/1/2010	99	1	2	4	2.33
Gilliam County	Gilliam County	V001386	2T3BF4DVX CW254027	Toyota	Rav 4	2012	4	0	\$23,620.08	Good	69521	Active	27681	4 yrs/100,000 miles (small light-duty)	01/08/2017	1/8/2012	81	1	3	4	2.67
Gilliam County	Gilliam County	V001553	5FNRL5H25 FB029696	Honda	Odyssey	2015	7	0	\$22,600.00	Good	64414	Active	29339	4 yrs/100,000 miles (small light-duty)	02/19/2019	2/19/2014	56	1	3	4	2.67
Gilliam County	Gilliam County	V001549	5J6RM4HX3 EL100088	Honda	CR-V	2014	5	0	\$22,600.00	Excellent	64282	Active	29339	4 yrs/100,000 miles (small light-duty)	01/07/2019	1/7/2014	57	1	3	5	3.00
Gilliam County	Gilliam County	V001697	57WMD2C6 XM1100122	Mobility Ventures	MV-1	2015	4	1	\$55,063.00	Excellent	15683	Active	30767	4 yrs/100,000 miles (small light-duty)	02/16/2020	2/16/2015	44	2	5	5	4.00
Gilliam County	Gilliam County	V001639	5TDKZ3DC6 HS895068	Toyota	Sienna	2017	8	0		Excellent	6	Active		4 yrs/100,000 miles (small light-duty)	03/05/2022	3/5/2017	19	4	5	5	4.67
Gilliam County	Gilliam County	V001953	2C7WDBGB 3HR838562	Dodge	Van	2017	5	2	\$42,869.00	Excellent	1774	Active	31430	4 yrs/100,000 miles (small light-duty)	08/01/2022	8/1/2017	14	4	5	5	4.67
Gilliam County	Gilliam County	V002058	5TDKZ3DC6 J5932269	Toyota	Sienna	2018	8	0		Excellent	10	Active		4 yrs/100,000 miles (small light-duty)	09/24/2022	9/24/2017	13	4	5	5	4.67
Gilliam County	Gilliam County	V002059	5TDKZ3DC9 J5940395	Toyota	Sienna	2018	8	0		Excellent	80	Active		4 yrs/100,000 miles (small light-duty)	09/27/2022	9/27/2017	13	4	5	5	4.67
Gilliam County	Gilliam County	V001198	1F3F4F5S BDAB0351	Ford	E450	2011	12	1	\$58,407.00	Good	35885	Active	26508	5 yrs/150,000 miles (medium, light-duty)	08/30/2016	8/30/2011	85	1	5	4	3.33
Gilliam County	Gilliam County	V001711	1GB6GUBG2 G1185765	Chevrolet	Arbo Spirit of Mobility	2016	14	2	\$123,882.00	Excellent	10249	Active	30894	5 yrs/150,000 miles (medium, light-duty)	06/18/2021	6/18/2016	28	4	5	5	4.67
Grant County Transportation District	Grant County Transportation District	V000934	2D4R44DE AR206018	Dodge	ElDorado Amerivan	2010	6	1	\$42,158.00	Adequate	185235	Active	26064	4 yrs/100,000 miles (small light-duty)	03/10/2014	3/10/2009	115	1	1	3	1.67
Grant County Transportation District	Grant County Transportation District	V000362	1FDXE45S7 7D821110	Ford	ElDorado Aerotech	2007	16	2		Good	125291	Active		4 yrs/100,000 miles (small light-duty)	01/01/2011	1/1/2006	153	1	1	4	2.00
Grant County Transportation District	Grant County Transportation District	V001335	2C4R0CBG2 DR506214	Dodge	Amerivan	2013	7	2	\$43,478.00	Good	172666	Active	27682	4 yrs/100,000 miles (small light-duty)	11/14/2016	11/14/2011	83	1	1	4	2.00
Grant County Transportation District	Grant County Transportation District	V001727	1GB6GUBL2 G1337914	Chevrolet	Champion	2016	12	3	\$84,010.00	Excellent	48168	Active	30782	4 yrs/100,000 miles (small light-duty)	09/19/2020	9/19/2015	37	2	4	5	3.67
Grant County Transportation District	Grant County Transportation District	V001780	1FDVU4XG4 HKB08721	Ford	Transit	1111	8	2	\$74,275.00	Excellent	19121	Active	31438	4 yrs/100,000 miles (small light-duty)	11/06/2021	11/6/2016	23	4	5	5	4.67
Grant County Transportation District	Grant County Transportation District	V001460	1FDDE3FS3 EDA17100	Ford	Elkhart ECII	2014	12	5	\$65,070.00	Good	144995	Active	29352	5 yrs/150,000 miles (medium, light-duty)	02/24/2019	2/24/2014	56	2	2	4	2.67
Grant County Transportation District	Grant County Transportation District	V001702	1GB6GUBL0 G1136125	Chevrolet	ElDorado Aerotech 240	2016	16	2	\$85,107.00	Good	93775	Active	30415	5 yrs/150,000 miles (medium, light-duty)	06/08/2021	6/8/2016	28	4	3	4	3.67
Grant County Transportation District	Grant County Transportation District	V001712	1GB6GUBL0 G1271363	Chevrolet	Champion	2016	12	3	\$85,578.00	Excellent	47178	Active	ED-1517	5 yrs/150,000 miles (medium, light-duty)	08/08/2021	8/8/2016	26	4	4	5	4.33

Owner Name	Operator Name	Asset#	VIN	Asset Make	Asset Model	Year	Seat	Seat ADA	Original Last Value Condition	Asset Last Odometer	Status	Sub-Grant#	EUL Category	EUL Date	In Service Date	Months in Service	Useful Life Scale	Useful Mileage Scale	Condition Assessment Scale	SGR Avg. Scale		
Harney County	Harney County	V000900	2D4RN4DEXAR164520	Braun Entervan	Braun Entervan	2010	5	2	Green	\$37,219.00	Marginal	165360	Active	25629	4 yrs/100,000 miles (small light-duty)	01/23/2014	1/23/2009	117	1	1	2	1.33
Harney County	Harney County	V001371	2C4RDGCGC2DR515008	Dodge Grand Caravan Liberty	Grand Caravan Liberty	2013	5	3	Green	\$42,657.00	Marginal	118721	Active	28523	4 yrs/100,000 miles (small light-duty)	12/26/2016	12/26/2011	82	1	1	2	1.33
Harney County	Harney County	V001372	2C4RDGCGC2DR515008	Dodge	Grand Caravan Liberty	2013	5	3	Green	\$42,657.00	Marginal	128640	Active	28523	4 yrs/100,000 miles (small light-duty)	12/26/2016	12/26/2011	82	1	1	2	1.33
Harney County	Harney County	V001376	1FDDE3FL9DDA15259	Ford	Champion Crusader	2013	8	2	Green	\$53,646.00	Adequate	134975	Active	28523	4 yrs/100,000 miles (small light-duty)	02/20/2017	2/20/2012	80	1	1	3	1.67
Harney County	Harney County	V001644	1FBVU4XG3GKA37857	Ford	Transit 350XL	2016	9	2	Green	\$57,999.00	Good	60726	Active	30416	4 yrs/100,000 miles (small light-duty)	03/07/2020	3/7/2015	43	2	3	4	3.00
Harney County	Harney County	V001789	1FDVU4XGXHKAA47438	Ford	New England Wheels Transit 350 XL	2017	10	2	Green	\$60,996.00	Excellent	41797	Active	31374	4 yrs/100,000 miles (small light-duty)	03/28/2021	3/28/2016	31	3	4	5	4.00
Harney County	Harney County	V001830	1FDVU4XGXHKAA47437	Ford	New England Wheels Transit 350 XL	2017	10	2	Green	\$62,177.00	Excellent	44937	Active	31439	4 yrs/100,000 miles (small light-duty)	05/02/2021	5/2/2016	29	3	4	5	4.00
Harney County	Harney County	V001645	1FDDE3FLOGDC24071	Ford	E-350 Champion Challenger	2016	12	2	Green	\$60,937.00	Good	58222	Active	30416	5 yrs/150,000 miles (medium, light-duty)	03/04/2021	3/4/2016	31	3	4	4	3.67
Hood River County Transportation District	Hood River County Transportation District	V002025	ZM83JMD036W063465	MCI	J4500	2006	56	2	Green		Good	414591	Active		12 yrs/500,000 miles (large, heavy-duty)	09/17/2030	9/17/2018	1	5	2	4	3.67
Hood River County Transportation District	Hood River County Transportation District	V001056	5TDJK3DC6BS002632	Toyota	Sienna	2011	7	0	Green	\$30,104.00	Good	42736	Active	26513	4 yrs/100,000 miles (small light-duty)	12/10/2014	12/10/2009	106	1	1	4	3.00
Hood River County Transportation District	Hood River County Transportation District	V000903	1FDDE4F56ADA11165	Ford	Eldorado Aerotech 250	2010	18	2	Green	\$65,421.00	Poor	171977	Active	25630	5 yrs/150,000 miles (medium, light-duty)	03/26/2015	3/26/2010	103	1	4	1	1.00
Hood River County Transportation District	Hood River County Transportation District	V000904	1FDDE4F58ADA11166	Ford	Eldorado Aerotech 250	2010	18	2	Green	\$65,421.00	Poor	120289	Pending Disposal	25630	5 yrs/150,000 miles (medium, light-duty)	03/26/2015	3/26/2010	103	1	2	1	1.33
Hood River County Transportation District	Hood River County Transportation District	V001383	1FDDE4F51CDB284246	Ford	Elkhart ECII	2012	14	2	Green	\$62,932.00	Good	114682	Active	27482	5 yrs/150,000 miles (medium, light-duty)	03/04/2018	3/4/2013	67	1	2	4	2.33
Hood River County Transportation District	Hood River County Transportation District	V001585	1FDDE4F59GDC03172	Ford	Elkhart ECII	2016	18	2	Green	\$68,411.00	Good	77085	Active	27482	5 yrs/150,000 miles (medium, light-duty)	08/18/2020	8/18/2015	38	3	3	4	3.33
Hood River County Transportation District	Hood River County Transportation District	V001766	1FDDE4F57HDC05262	Ford Elkhart	Coach EC 11	2017	14	2	Green	\$63,912.00	Good	46465	Active	30731	5 yrs/150,000 miles (medium, light-duty)	10/27/2021	10/27/2016	24	4	4	4	4.00
Hood River County Transportation District	Hood River County Transportation District	V001775	1FDDE4F50HDC05247	Ford E450	Elkhart Coach EC II	2017	14	2	Green	\$63,912.00	Good	43940	Active	30731	5 yrs/150,000 miles (medium, light-duty)	01/30/2022	1/30/2017	20	4	4	4	4.00
Hood River County Transportation District	Hood River County Transportation District	V001184	1FDDE4F51BDA72604	Ford E450	Champion Bus	2011	20	2	Green	\$63,966.00	Poor	139678	Active	26513	7 yrs/200,000 miles (medium, med-duty)	07/31/2018	7/31/2011	86	1	3	1	1.67
Hood River County Transportation District	Hood River County Transportation District	V001401	1FDDE4F51DDA53067	Ford F450	Elkhart	2013	18	2	Green	\$66,540.00	Good	169137	Active	28524	7 yrs/200,000 miles (medium, med-duty)	5/6/2020	5/6/2013	65	2	2	4	2.67
Josephine County	Josephine County	V001976	15GGD2115V109669	Gillig	Phantom	1997	45	2	Green		Poor	99579	Active		12 yrs/500,000 miles (large, heavy-duty)	09/02/2026	9/2/2014	49	4	5	1	3.33
Josephine County	Josephine County	V001977	15GGD1815W1070255	Gillig	Phantom - II	1998	43	2	Green		Poor	49200	Active		12 yrs/500,000 miles (large, heavy-duty)	09/02/2026	9/2/2014	49	4	5	1	3.33
Josephine County	Josephine County	V001980	1N9MNAC6XGC084085	Eldorado	EZII	2016	29	3	Green		Good	78936	Active		12 yrs/500,000 miles (large, heavy-duty)	05/10/2028	5/10/2016	29	5	5	4	4.67
Josephine County	Josephine County	V001981	1N9MNAC6XGC084084	Eldorado	EZII	2016	29	3	Green		Good	78122	Active		12 yrs/500,000 miles (large, heavy-duty)	05/12/2028	5/12/2016	29	5	5	4	4.67
Josephine County	Josephine County	V000946	1FDDE35S99DA03794	Ford	Startrans/Candidat	2009	10	2	Green	\$51,034.00	Marginal	211676	Active	26072	4 yrs/100,000 miles (small light-duty)	01/19/2014	1/19/2009	117	1	1	2	1.33
Josephine County	Josephine County	V000959	1GBDV13W98D163490	Chevrolet	Uplander Eldorado	2008	4	2	Green		Poor	76728	Pending Disposal		4 yrs/100,000 miles (small light-duty)	09/23/2012	9/23/2007	133	1	2	1	1.33
Josephine County	Josephine County	V001972	2D4RN3D1XAR486529	Dodge	Grand Caravan	2010	4	2	Green		Poor	76489	Active		4 yrs/100,000 miles (small light-duty)	07/01/2017	7/1/2012	75	1	2	1	1.33
Josephine County	Josephine Community Transit	V000846	1DRH44369BS20675	Dodge Grand Caravan	Braun Entervan	2009	6	2	Green	\$36,769.00	Poor	58996	Active	25631	4 yrs/100,000 miles (small light-duty)	07/01/2013	7/1/2008	123	1	3	1	1.67
Josephine County	Josephine County	V000858	1FTSS34L29DA20376	Ford	Braun TransSporter	2009	7	2	Green	\$46,713.00	Poor	59956	Active	25631	4 yrs/100,000 miles (small light-duty)	09/11/2013	9/11/2008	121	1	3	1	1.67
Josephine County	Josephine County	V000947	1FDDE35S09DA92795	Ford	Startrans/Candidat	2009	10	2	Green	\$51,034.00	Marginal	93444	Active	26072	4 yrs/100,000 miles (small light-duty)	01/19/2014	1/19/2009	117	1	2	2	1.67
Josephine County	Josephine County	V000958	1GBDV13WXBD163708	Chevrolet	Uplander	2008	4	2	Green		Poor	54155	Pending Disposal		4 yrs/100,000 miles (small light-duty)	09/23/2012	9/23/2007	133	1	3	1	1.67
Josephine County	Southern Oregon ASPIRE	V001119	1GB6G2A00A1115288	Chevrolet	Startrans Senator	2010	12	3	Green	\$52,000.00	Adequate	273705	Active	26515	4 yrs/100,000 miles (small light-duty)	06/01/2015	6/1/2010	100	1	1	3	1.67
Josephine County	Josephine County	V000160	1FDXE45S73H843272	Ford	bus	2003			Green		Poor	272260	Pending Disposal		5 yrs/150,000 miles (medium, light-duty)	01/01/2008	1/1/2003	189	1	1	1	1.00
Josephine County	Josephine County	V000933	1GB6G5A07A1105453	Ford	Startrans Senator	2010	21	2	Green	\$72,217.00	Poor	222026	Pending Disposal	25631	7 yrs/200,000 miles (medium, med-duty)	03/22/2017	3/22/2010	103	1	1	1	1.00
Josephine County	Josephine County	V001232	1GB6G5B01B1178238	Chevrolet	Spirit of Mobility	2011	25	2	Green	\$142,435.00	Poor	242807	Active	27483	7 yrs/200,000 miles (medium, med-duty)	01/04/2019	1/4/2012	81	2	1	1	1.33
Josephine County	Josephine County	V001233	1GB6G5B07B1178275	Chevrolet	Spirit of Mobility	2011	25	2	Green	\$142,435.00	Poor	234111	Active	27483	7 yrs/200,000 miles (medium, med-duty)	01/31/2019	1/31/2012	80	2	1	1	1.33
Josephine County	Josephine County	V001234	1GB6G5B01B1178322	Chevrolet	Spirit of Mobility	2011	25	2	Green	\$142,435.00	Poor	232987	Active	27483	7 yrs/200,000 miles (medium, med-duty)	01/31/2019	1/31/2012	80	2	1	1	1.33

**APPENDIX 2 FACILITY INVENTORY BY SUBRECIPIENT**

---



Asset Name	Asset Owner	OPTIS#	Status	District	Lot	Year Built	Original Condition	Sq Footage	Lot Size (Acres)	Original Value	Land Zone Legal Id Possession	Sub Grant #	Asset EUL For Qty	Asset EUL For Measure	Asset EUL Fr Date	Asset EUL To Date
Basin Transit Service Transportation District	City of Albany	S00056	Active			2000	Adequate	270		\$20,435.00	2000-01-18T00:00:00.000		40	Year	2000-01-18T00:00:00.000	2010-01-18T00:00:00.000
		S00012	Active				Excellent		3.34		Commercial 00846 11S03W07BD 00500 2010-01-01T00:00:00.000	25602	40	Year	2010-01-01T00:00:00.000	2050-01-01T00:00:00.000
City of Canby		S00022	Active				Good			\$71,262.00	Enhanced ADA Access to existing site 2010-12-09T00:00:00.000	25724	40	Year	2010-12-09T00:00:00.000	2050-12-09T00:00:00.000
City of Lebanon		S00003	Active	MF1385-580		2009-2011	Good	5700	1895.44	\$48,005.00		25714	40	Year		
City of Sandy		S00033	Active			2012	Good			\$234,194.00	Design and Construction of Transit Center 2013-02-05T00:00:00.000	27230	40	Year	2013-02-05T00:00:00.000	2053-02-05T00:00:00.000
City of Woodburn		S00002	Active	PropID R108951		2009-2011	Excellent	7015	.00	\$25,827.00	051W18BA08400 2010-11-01T00:00:00.000	25718	40	Year	2010-11-01T00:00:00.000	2050-11-01T00:00:00.000
Columbia County		S00017	Active			2009	Adequate	222761	5.11	\$1,140,000.00	LI Light Industrial RAILROAD ADDITION TO ST HELENS Block - 4 Lot - 1,2,3,4,5, ST HE 2009-06-30T00:00:00.000	25720	100	Year	2009-06-30T00:00:00.000	2109-06-30T00:00:00.000
Columbia County		S00030	Active				Excellent			\$16,826.00	Renovation of Rainier Transit Facility 2010-09-09T00:00:00.000	25706	40	Year	2010-09-09T00:00:00.000	2050-09-09T00:00:00.000
Community Connection of Northeast Oregon, Inc.		S00046	Active			2008	Excellent			\$1,117,412.00	Lot 2204 East Penn Ave La Grande 23486 Transit Facility ConnectOregon 2008-12-03T00:00:00.000		40	Year	2008-12-03T00:00:00.000	2048-12-03T00:00:00.000
Confederated Tribes of the Umatilla Indian Reservation		S00044	Active	28518-Several			Adequate				28518-Several-See Attached 28518-Paving/Landscaping Transit Center-See Attached	28518	20	Year		
Coos County Area Transit Service District		S00015	Active			2010	Adequate	1440	0.44	\$214,472.00	T25 R13 S21SC TL 2600 & 2700 Coos Bay, OR 2009-07-01T00:00:00.000	25711	100	Year	2009-07-01T00:00:00.000	2109-07-01T00:00:00.000
Gilliam County		S00064	Active			1997	Excellent	1300	.00	\$25,000.00	Open Space/Public Facilities 04S21E10AC-01600-R03289 1997-07-01T00:00:00.000		40	Years		2037-07-01T00:00:00.000
Gilliam County		S00070	Active			2000	Excellent	1200	0.14	\$25,000.00	Commercial 03N21E28BD-03501-R04772 2000-09-01T00:00:00.000		40	Years		2040-09-01T00:00:00.000
Gilliam County		S00072	Active			1997	Excellent	1200	0.14	\$22,000.00	commercial 04S21E10CA-01700-R00355 1997-07-01T00:00:00.000		40	Years		2037-07-01T00:00:00.000
Hood River County Transportation District		S00023	Active				Good			\$966,290.00	Previous owned land Crty Map #01-3N-10-26CA 2010-04-15T00:00:00.000	24411	40	Year	2010-04-15T00:00:00.000	2050-04-15T00:00:00.000
Hood River County Transportation District		S00024	Active				Good			\$624,475.00	Admin Bldg on Crty Map#01-3N-10-26CA	25605	40	Year	2012-06-30T00:00:00.000	2052-06-30T00:00:00.000
Hood River County Transportation District		S00025	Active			2012	Good			\$82,681.00	Park & Ride on previously owned Land Crty map #01-3N-10-26CA 2012-06-30T00:00:00.000	25605	20	Year	2012-06-30T00:00:00.000	2032-06-30T00:00:00.000
Hood River County Transportation District		S00037	Active			2014	Good	16786			Park & Ride Lot TBD	27231				
Josephine County		S00008	Active			2010	Good				Remodal JCT Facility 201 River Heights Dr 2010-01-30T00:00:00.000	25713	40	Year	2010-01-30T00:00:00.000	2050-01-30T00:00:00.000
Lake County		S00053	Active			2017	Excellent			\$40,000.00	County Hwy 5-14, Christmas Valley, OR 97641	31370				
Lincoln County Transportation Service District		S00005	Active	RC # 2010-05863		2009-2011	Good		8.16	\$787,016.13	Tax Map 11-11-04-CC Tax Lots 01900 & 02001	25608	40	Year		
Mid-Columbia Economic Development District		S00052	Active			2016	Excellent	3640	3.43	\$1,559,051.00	Commercial 2016-06-01T00:00:00.000	30716	40	Year	2016-06-01T00:00:00.000	2056-06-01T00:00:00.000
Ride Connection, Inc.		S00031	Active				Good			\$397,302.00	Capital Facility Development	27709	40	Year		
Sherman County		S00043	Active	12/28/2012		2011	Good			\$42,799.00	Bus Barn Expansion from 4 to 6 bays 2011-04-26T00:00:00.000	26549	40	Year	2011-04-26T00:00:00.000	2051-04-26T00:00:00.000
South Clackamas Transportation District		S00004	Active	RC# 2009-059187		2009-2011		2.54			Tax Map (Township) Map 5 2E 9D Tax Lot 1500 & 1600	25645	40	Year		
Sunset Empire Transportation District		S00029	Active			2009	Good			\$125,000.00	80908CB07900.80908CB08000.80908CB08100 2009 OPS Fencing/Paving 2009-07-29T00:00:00.000	25610	20	Year	2009-07-29T00:00:00.000	2029-07-29T00:00:00.000
Tillamook County Transportation District		S00001	Active	2010-003530		2009-2010	Excellent	5700	.00	\$1,299,362.00	P-S Permit ZP-09-64 Tax Lot 500	25719	40	Year		



## Transit Asset Management Final Rule Information

### Background

The Federal Transit Administration (FTA) Transit Asset Management Final Rule was published July 26, 2016 in the Federal Register and will become effective October 1, 2016. The final rule defines the term *state of good repair* and establishes minimum Federal requirements for transit asset management. This applies to all recipients of Federal financial assistance under 49 U.S.C. Chapter 53 who own, operate, or manage public transportation capital assets.

### What is Transit Asset Management?

Transit Asset Management (TAM) is a business model that uses the condition of assets to guide the optimal prioritization of funding at transit agencies in order to keep our transit networks in a State of Good Repair (SGR).

### A Tiered Approach

The FTA is using a two-tiered approach to implement TAM in order to reduce TAM requirements for agencies operating smaller fleets.

**Tier I** agencies must develop and carry out a TAM plan which includes nine TAM elements.

*A Tier I provider is a recipient who owns, operates, or manages 101 or more vehicles in revenue service during peak regular service across all fixed route modes or in any one non-fixed route mode, or who operates rail transit.*

**Tier II** agencies will participate in a single Group TAM plan, sponsored by ODOT, which includes only the first four TAM elements.

*A Tier II provider is a recipient who owns, operates, or manages 100 or fewer vehicles in revenue service during peak regular service across all non-rail fixed route modes or in any one non-fixed route mode; a subrecipient under the 5311 Rural Area Formula program; a subrecipient under the 5310 Seniors and Individuals with Disabilities program who operates an open-door service; or any American Indian tribe.*

### Required TAM Plan Elements

- |                                  |                              |
|----------------------------------|------------------------------|
| 1. Inventory of Capital Assets   | All Providers<br>Tier I & II |
| 2. Condition Assessment          |                              |
| 3. Decision Support Tools        |                              |
| 4. Investment Prioritization     |                              |
| <hr/>                            |                              |
| 5. TAM and SGR Policy            | Tier I<br>Providers<br>Only  |
| 6. Implementation Strategy       |                              |
| 7. List of Key Annual Activities |                              |
| 8. Identification of Resources   |                              |
| 9. Evaluation Plan               |                              |

## ODOT Rail and Public Transit TAM Activities and Timeline

### January 2017

- ODOT enters group plan performance targets into the National Transit Database (NTD), this will be done annually. Using provider reported data in NTD and OPTIS ODOT performed quantitative analysis to set the performance targets for equipment and rolling stock.
- **ODOT set Performance targets for:**
  1. Equipment (age) - percentage of vehicles that have met or exceeded their Useful Life Benchmark
    - **Automobiles** 40%
  2. Rolling Stock (age) - percentage of revenue vehicles within a particular asset class that have met or exceeded their Useful Life Benchmark
    - **Over the Road Bus** 20%
    - **Bus** 40%
    - **Cutaway** 40%
    - **Van** 40%
    - **Minivan** 40%
    - **SUV** 40%
    - **Automobile** 40%
  3. Infrastructure (performance) – Not applicable to Tier II - percentage of track segments with performance restrictions by class
    - **Not Applicable**
  4. Facilities (condition) - percentage of facilities with a condition rating below 3 (using the scale 1=Poor to 5=Excellent)
    - **Passenger / Parking Facilities** 10%
    - **Administrative / Maintenance Facilities** 10%

### 2017 through Spring 2018

- ODOT **hires a contractor to** draft a group TAM plan, in collaboration with participating agencies. Tier II and small urban agencies may participate in the group plan. The group TAM plan will cover a 4-5 year period coinciding with the Oregon STIP cycle and will be updated every 4 years, or when significant changes are made.
  - **Contractor will develop lifecycle cost templates for each category of vehicle**
- All transit agencies designate an “accountable executive” whom has fiscal control or responsibility for assets.
  - **Transportation Maintenance Council will participate in developing “best practice templates” for all transit providers to use. Each of these templates will be adjustable to meet your agency’s operations. These include:**
    - **Facility Maintenance Plans**
    - **Vehicle Maintenance Plans - one for each category of vehicle**
    - **Inspection forms**
    - **Preventive Maintenance program**

### Fall 2017

- ODOT will offer NTD training at the 2017 Oregon Public Transportation Conference
- Agencies enter inventory of capital assets into the NTD. This includes:
  - All vehicles owned by the agency, including non-service vehicles owned by the agency;
  - All facilities;

- Equipment >\$ 50,000; and
- All 3rd party assets dedicated to the agency's service;
  - It is reportable if you are responsible to replace any part of the 3<sup>rd</sup> party asset
- 5310 open-door agencies enter all assets, 5310 agencies that provide client-only service are not required to participate. **New requirement for 5310 recipients.**

January 31, 2018

- ODOT reports in NTD on performance targets using the data agencies have entered into NTD. These will be reported annually, along with the current annual NTD report.

May 2018

- ODOT publishes group TAM plan and solicits for comments.

August 2018

- Group TAM plan finalized and published on ODOT's website.

Fall 2018

- Agencies report on assets in NTD, this time reporting on asset condition too.
- FTA reviews group TAM plan during ODOT's state management review.
- FTA reviews ODOT's state management plan.

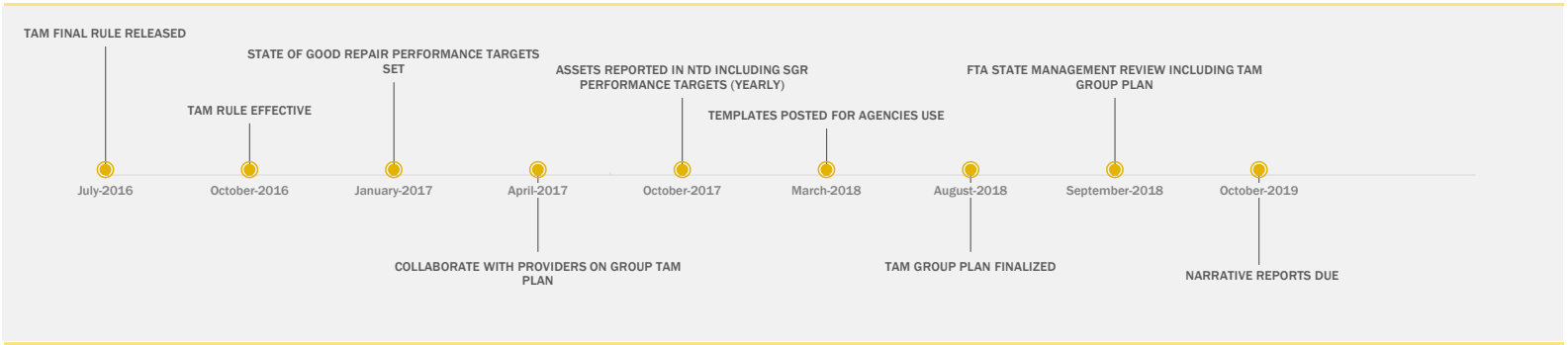
Fall 2019

- Agencies report on assets in NTD, including narrative reports on asset condition. These reports explain changes in asset conditions and progress towards performance targets.

**For more information, see [FTA Transit Asset Management](#).**

For TAM NTD reporting information, see the [NTD/TAM Crosswalk](#)

## Transit Asset Management Timeline





## Staff Report

---

**Meeting Date:** December 17, 2018  
**From** Kim Yamashita, City Manager  
**SUBJECT:** Declaration of City Council Vacancy

---

### **Background:**

Ms. Jean Cubic was appointed to City Council seat #6 on May 29, 2018. Since that appointment her participation has decreased and unexcused absences have increased. Further she is not communicating with the Mayor or Staff.

Mayor King has made numerous attempts to contact her by phone and email. I have made several attempts to contact her by phone and by email. Her phone is currently answered with the following message "not accepting calls at this time".

A letter was sent to Ms. Cubic on November 27, 2018, to her home of record. The letter is attached. You will find that the letter provides her the opportunity to attend the meeting schedule for 12-17-18 to offer explanation for her absences and/or to offer a resignation should she desire to do so. As of 12/5/18 the date this staff report was crafted, I have had no communication with Ms. Cubic.

Council should also be aware that even if Ms. Cubic is in attendance at tonight meeting, and offers explanations for her absences and lack of communication, you may still vote to declare the seat vacant.

### **Recommendation:**

**Make a Motion to declare seat #6 vacant and direct staff to move to bring applicants before council for a new appointment.**

### **Code Analysis:**

Sandy City Charter, Section 32, defines what creates a vacancy and reads:

"An office shall be deemed vacant upon the incumbent's death; adjudicated incompetence; conviction of a felony, other offense pertaining to his office, or unlawful destruction of public records; resignation; recall from office; or ceasing to possess the qualifications for the office; upon the failure of the person elected or appointed to the office to qualify therefor within ten days after the time for his term of office to commence; or in the case of a mayor or councilman, **upon his absence from the city for 30 days without the consent of the council or upon his absence from meetings of the council for 60 days without like consent, and upon a declaration by the council of the vacancy.**"

Ms. Cubic has failed to attend over 50% of the scheduled meetings and workshops. Additionally, she has not notified the Mayor or City Manager so those meetings were deemed absences rather than excused.

Council Rules on Attendance read:

**"Councilors will inform the Mayor and the City Manager if they are unable to attend any meeting.** Additionally, the Mayor will inform the Council President and the City Manager regarding any absence by the Mayor. Meeting attendance is critical to appropriate policy development. **Councilors will make best efforts to schedule absences/vacations around Council meetings.** Excused absences are typically for personal, family, or medical reasons."

**Budgetary Impact:**

None

November 27, 2018

Councilor Jean Cubic  
36430 Dubarko Rd,  
Sandy, Oregon 97055

Councilor Cubic,

The City of Sandy and the Sandy Council appreciate your willingness to step up and be part of our team, however, repeated absences, unanswered attempts to reach you by phone and email, it is the council's opinion that this role has exceeded your expectations in level of time commitment and is not longer a good fit.

In accordance with the Sandy City Charter - Section 32. What Creates Vacancy, which states "An office shall be deemed vacant upon the incumbent's death; adjudicated incompetence; conviction of a felony, other offense pertaining to his office, or unlawful destruction of public records; resignation; recall from office; or ceasing to possess the qualifications for the office; upon the failure of the person elected or appointed to the office to qualify therefor within ten days after the time for his term of office to commence; or in the case of a mayor or councilman, upon his absence from the city for 30 days without the consent of the council or upon his absence from meetings of the council for 60 days without like consent, and upon a declaration by the council of the consent, and upon a declaration or by the council of the vacancy.

You have the right to attend this meeting and provide reasons for your absence to council if you wish. Please be aware that regardless of your responses the council still holds the right to declare the seat vacant.

If you would like the opportunity to resign, I would gladly take that to the council on your behalf. Otherwise, we will be holding a council meeting on December 17th, 2018 to which, the council will constitute your absences as a vacancy of office and declare the seat vacant.

We hope you and your family is well. If there is anything we can do to help you please let us know.

Kim E. Yamashita, City Manager



## Staff Report

---

**Meeting Date:** December 17, 2018  
**From** Andi Howell, Transit Director  
**SUBJECT:** Sandy Transit Vehicle Replacement

---

**Background:**

Sandy Area Metro (SAM) operates 4 35' Low-Floor Heavy-Duty Diesel vehicles. Currently, SAM operates 3 35' Low-Floor Gilligs and 1 35' Eldorado National EZ Rider II in rotation on our main route, SAM Gresham. One Category A vehicle has met its useful life (12 years or 500,000 miles), one vehicle will have met its useful life upon delivery of new replacement vehicles. Sandy has successfully obtained funding from Federal grant sources for replacement of both vehicles.

Staff performed an analysis of alternative vehicles for the replacement including an all-day demonstration of an electric vehicle. At this time, the technology in electric transit vehicles is not sufficient for Sandy routes which include steep grades and long run times. Also analyzed was the return to the smaller cutaway type vehicles. That type of vehicle, though less expensive, must be replaced more frequently (useful life 10 years or 350,000 miles), resulting in minimal costs savings and reduced sustainability.

It has been our experience that Gillig buses perform well, replacement parts are located and shipped quickly and the company stands behind their product. The vehicles are well finished (interior & exterior). The seating layout (no seats over wheel wells) allows for 31 ambulatory seats and two wheelchair securement positions. The seating choice allows for a securement mechanism that is quick, safe and easily stowed out of the passengers' way. The securement area, when both are deployed, has ample room for ingress/egress of other passengers.

Sandy currently has a quote from Gillig, based on the specifications of our 2017 35' Low-Floor Heavy-Duty Gillig, for \$438,493 per bus. Sandy Transit has procured grant funding in the amount of \$440,000 (394,812 in grant awards and \$45,188 in the local match) and \$440,000 (\$374,000 in grant awards and \$66,000 in the local match).

Vehicle to be replaced: 2008 Gillig Low-Floor: mileage as of November 30, 2018: 577,129.

Vehicle to be replaced: 2010 El Dorado National EZ Rider II Low-Floor: mileage as of November 30, 2018: 416,192

Funding for these vehicles will be available in the Sandy Transit FY20 budget. FY20 is the expected delivery timeframe as these vehicles require 12 to 18 months for delivery.



**Recommendation:**

Allow Transit Staff to procure 2 35' Low-Floor Heavy-Duty Diesel Gilligs from the Washington State Contract.

**Budgetary Impact:**

Procurement cost of \$880,000 with an impact of \$111,188 to the FY20 Sandy Transit budget.

# GILLIG

November 27, 2018

Andi Howell  
Transit Manager  
City of Sandy  
16610 Champion Way  
Sandy, OR 97055

Dear Mrs. Howell:

Thank you for your interest to purchase two (2) 35' Low Floor bus by "piggybacking" off the State of Washington contract (09214).

Attached you will find the price variance that would pertain to the Sandy, OR order. The price variance also includes the escalation formula (PPI) per the contract. Gillig is pleased to quote the following:

**TWO (2) 35' LOW FLOOR BUS**

**\$438,493.00 each**

This price is valid for 30 days and is FOB Sandy, OR. Price does not include Sales Tax or License fees. The production start date of the buses will be within 20 months from receipt of purchase order.

We thank you for this opportunity and appreciate your interest in Gillig and our products. We at Gillig certainly look forward to building your order and continuing to build our lasting partnership. Should you have any questions, please do not hesitate to contact me at 510-867-5108.

Sincerely,



Lee Petersen  
Regional Sales Manager

**GILLIG**

451 DISCOVERY DRIVE | LIVERMORE, CALIFORNIA 94551 | 800.735.1500



November 19, 2018

Department of Enterprise Services  
 1500 Jefferson St SE  
 Olympia, WA 98501

Subject: Purchasing Authorization Request

To Contract Administrator:

We are interested in purchasing vehicles from the state master contract, as specified in the table below.

DES Contract #	Contractor	Contractor Sales Rep	Agreement/FTA Grant Number
11	Gillig	Lee Peterson	32846 and 32826

Quantity	Bus Dimensions (FT)	Fuel Type	Delivery Location*
2	35	D	16610 Champion Way Sandy, Or 97055

\*Delivery Location indicates final delivery location of requested bus purchase indicated above.

Please return your authorization email to contact listed below:

<u>Andi Howell</u>	<u>Transit Director</u>	
<b>Point of Contact</b>	<b>Title</b>	
<u>City of Sandy, Transit</u>	<u>503-489-0925</u>	<u>ahowell@ci.sandy.or.us</u>
<b>Agency</b>	<b>Phone Number</b>	<b>Email</b>
<u>16610 Champion Way</u>		
<b>Street Address</b>		
<u>Sandy</u>	<u>OR</u>	<u>97055</u>
<b>City</b>	<b>State</b>	<b>Zip Code</b>

Please let us know if you have any questions or concerns. Thank you for your assistance!

Regards,

Andi Howell

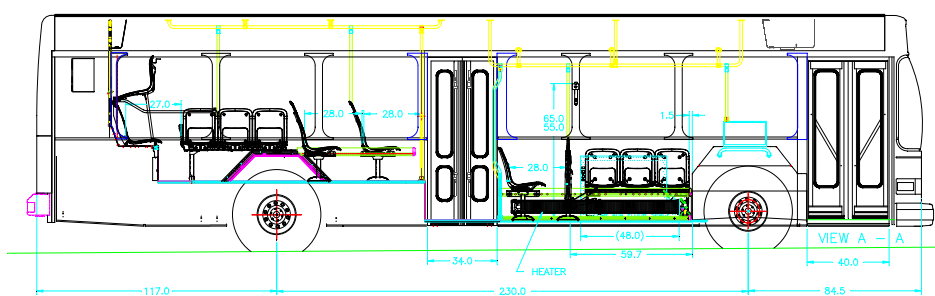
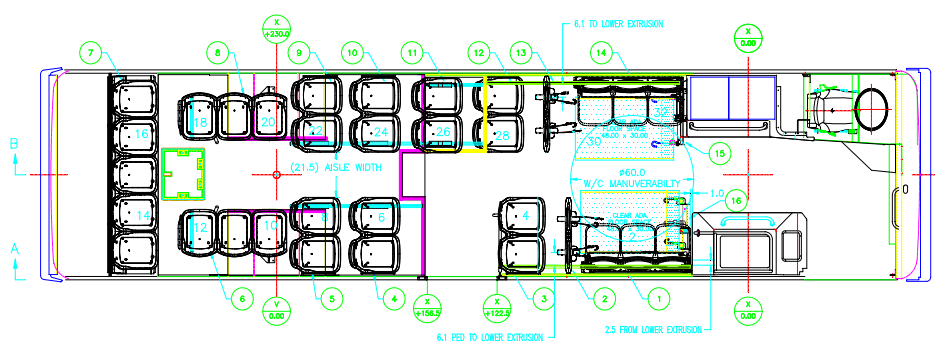
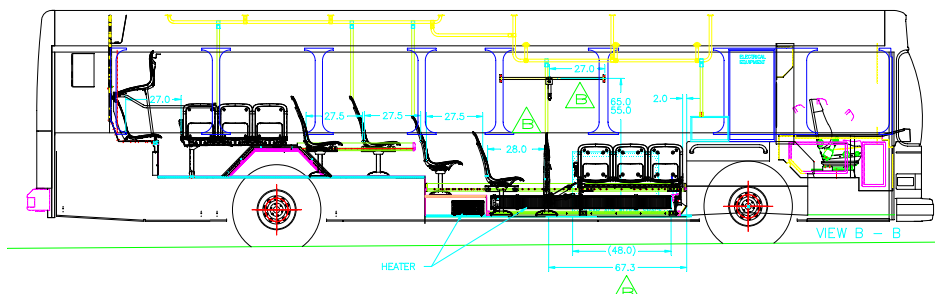
REVISIONS				
REV	DATE	DESCRIPTION	BY	DATE
A	NSH	RELEASED FOR PRODUCTION	RD 76352	01/19/10
B	NSH	INCREASED SS ADA CLR & ADDED WEBBING LOOPS	RD 76763	02/01/10

NOTES: UNLESS OTHERWISE SPECIFIED

1. ALL DIMENSIONS ARE IN INCHES.
2. FLOORING LAYOUT: SEE FL-65956R000.

SEAT AND RESTRAINT NOTES:

10. SEATS & RESTRAINT BELTS MUST MEET FMVSS 209 & 302 STANDARDS.
11. INSERT HARDWARE: SCREW RETAINER IN PLACE OF SPRING CLIPS ON LONGITUDINAL SEAT SEAT BACKS ONLY.
12. GRAB HANDLE MATERIAL: ENERGY-ABSORBING.
13. W/C BELTS AND RETRACTORS: Q-STRAINT.
14. SEAT INSERT: CR50 WITH .50 PADDING.
15. CANTILEVERED SEATS SHALL HAVE NO SHROUDS.
16. REF: FOR OTHER SEAT DETAILS NOT SHOWN. SEE PURCHASING ORDER SPECIFICATION SHEET.
17. FOR EACH W/C LOCATIONS WITH FLOOR ANCHORAGE DISTANCES GREATER THAN 60 INCHES SHALL INCLUDE (2) Q5-7580 Q-STRAINT WEBBING LOOPS. TOTAL QTY SHIPPED LOOSE: 2



DESCRIPTION	QTY
STRAPS, O/H GRAB	—
STANCHION, S.S. WW TOP OF BOX	1
STANCHION, C.S. WW TOP OF BOX	1
BAR, WINDOW, 48.0	1
SHORT MOD. FWD RD 3.0 DOUBLE OFFSET	1
STANCHION, REAR LONGITUDINAL	2
STANCHION, TRVS. @ 3RD STEP	2
STANCHION, TRVS. @ 2ND STEP	1
STANCHION W/C BARRIER	2
<b>GILIG PARTS</b>	<b>11</b>

ITEM NUMBER	QTY	DESCRIPTION	UNIT
16	—	OPTION H, RH	—
15	—	OPTION H, LH, WHEELWELL MOUNTED	—
14	3	W/C FLIP-UP, AFT ARMREST, TOUCH PAD	C
13	1	W/C BARRIER, (2) PED, P1=10.00, P2=16.00, REMOTE BELT REL	P
12	2	P G — — — — — Po=32.0	P
11	2	(2) PED, P1=3.50, P2=27.88	P
10	2	(1) PED, Po = 32.25	P
9	2	(1) PED, Po = 32.25, SHORT WALL MOUNT BRACKET	P
8	3	AFT ARMREST	P
7	5	HINGED SETTEE, 1-3-1	P
6	3	AFT ARMREST	P
5	2	(1) PED, Po = 32.25, SHORT WALL MOUNT BRACKET	P
4	2	(1) PED, Po = 32.25	P
3	2	W/C BARRIER, (2) PED, P1=10.00, P2=16.00, REMOTE BELT REL	P
1	3	W/C FLIP-UP, AFT ARMREST, TOUCH PAD	C

**31** PASSENGERS

PASSENGER SEAT SUPPLIER:  
**AMERICAN SEATING CO.**

PASSENGER SEAT MODELS:  
INSIGHT 18.0 WIDE FWD FACING  
INSIGHT 17.0 WIDE AISLE FACING

SIGNATURE ON THIS DRAWING INDICATES CUSTOMERS APPROVAL OF LAYOUT AND AGREEMENT THAT SAME IS IN COMPLIANCE WITH CUSTOMER'S SPECIFICATIONS. ONCE SIGNED THIS DRAWING BECOMES A PART OF CONTRACT # \_\_\_\_\_ PURCHASE ORDER #: \_\_\_\_\_

SIGNED BY: \_\_\_\_\_  
ACTING ON BEHALF OF AND WITH THE AUTHORITY OF \_\_\_\_\_

DATE: 10/30/08  
DATE: 08/01/08

**GILIG** GILIG LLC HAYWARD, CA

**KIT & DIAGRAM, SEAT LF 35' X 102"**

**BELLINGHAM, WA**

**SL - 61856 - 177812**

GILIG DESIGN BULLETIN REQUIREMENTS: UNLESS OTHERWISE SPECIFIED

DESCRIPTION	DB NUMBER	REV
SEETEE:	DB 155.000	C
UPPER SECTION:	DB 155.002	G
CENTER SECTION:	DB 156.011	B
W/C RESTRAINT OPTION:	DB 152.014	AE
ADA CLEAR FLOOR SPACE:	DB 152.000	A
SEAT DIMENSIONAL SPEC.:	DB 152.001	B

TOLERANCES ARE TO UNLESS OTHERWISE SPECIFIED: UNLESS OTHERWISE SPECIFIED

FINISHES ARE TO UNLESS OTHERWISE SPECIFIED: UNLESS OTHERWISE SPECIFIED

REF: TO UNLESS OTHERWISE SPECIFIED: UNLESS OTHERWISE SPECIFIED

FOR HARDWARE: UNLESS OTHERWISE SPECIFIED: UNLESS OTHERWISE SPECIFIED

PADDED SEATS: UNLESS OTHERWISE SPECIFIED: UNLESS OTHERWISE SPECIFIED

DATE: 10/30/08  
SCALE: 1:51

This drawing and the information contained thereon is submitted confidentially and is the property of The GILIG LLC. Use, reproduction, or disclosure of the content of this drawing or any portion thereof for any purpose must be approved in writing by The GILIG LLC.



## Staff Report

---

**Meeting Date:** December 17, 2018

**From** Kim Yamashita, City Manager

**SUBJECT:** Waste Water Treatment and Water Plant Operations - Contract

---

**Background:**

Staff was asked to explore our options for the operation of our Waste Water Treatment Plant and Water Plant operations. While the city has had a long time relationship with Jacobs (AKA CH2M), staff and council discussed the benefits of moving in a new direction. Working with Ashley Driscoll from the Law Firm of Barry Elsner and Hammond, we have advertised for firms that are capable of providing services that meet our needs. Only one company sent a letter of interest. That company is Veolia North America. Veolia Environmental is a French transnational company with activities in four main service and utility areas traditionally managed by public authorities. Those being, water management, waste management, transport and energy services. Veolia North America serves the United States and Canada. They initially sent a proposal during our open contracting solicitation process and are willing to honor that proposal now. Ms. Driscoll, Mike Walker and I have worked with the company to craft a contract that is substantially like the one we have with our current provider.

We appreciate the efforts made by Jacobs on our behalf and want to thank them for their service to our community. We would ask council to vote to terminate our agreement with Jacobs at this time.

**Recommendation:**

**Make a Motion to terminate the agreement with Jacobs and issue a 90 day notice of intent to terminate and to authorize the City Manager to sign the contract with Veolia North America.**

**Code Analysis:**

None

**Budgetary Impact:**

There is a minimal difference in cost between the two contracts. The Veolia contract is about \$35,000 higher than the Jacobs contract. It should be noted that because we are so far along in the biennium this will only equate to about \$15,000 for the remainder of this budget cycle and this increase can be folded into the new budget. There are funds available in both the water fund 520-052-605300 (approx. \$200k) and Sewer fund 530-053-605300 (approx \$377k), either of which can easily absorb this minor increase for this budget cycle.

AGREEMENT  
for  
OPERATIONS, MAINTENANCE AND  
MANAGEMENT SERVICES  
for the  
CITY of SANDY, OREGON

{00646959; 1 }

TABLE OF CONTENTS

1	SERVICES AND STANDARD OF PERFORMANCE.....	1
2	OWNER'S RESPONSIBILITIES.....	1
3	COMPENSATION AND PAYMENT.....	2
4	TERM.....	2
5	INDEMNITY AND LIABILITY.....	2
6	FINES AND CIVIL PENALTIES.....	3
7	INSURANCE.....	3
8	LABOR DISPUTES.....	4
9	UNFORESEEN CIRCUMSTANCES.....	4
10	ACCESS TO FACILITIES AND PROPERTY.....	4
11	CHANGES.....	5
12	NO THIRD PARTY BENEFICIARIES.....	5
13	JURISDICTION.....	5
14	SEVERABILITY AND SURVIVAL.....	5
15	AUTHORITY.....	5
16	ENTIRE AGREEMENT.....	5
	APPENDIX A- DEFINITIONS.....	7
	APPENDIX B - SCOPE OF SERVICES.....	9
	APPENDIX C - CAPACITY and CHARACTERISTICS.....	14
	APPENDIX D -LOCATION OF PROJECT.....	16
	APPENDIX E- COMPENSATION, PAYMENT AND BASE FEE ADJUSTMENT FORMULA..	17
	APPENDIX F - PROJECT VEIDCLES AND EQUIPMENT.....	20
	APPENDIX X-PLANT LANDSCAPING	

AGREEMENT FOR OPERATIONS, MAINTENANCE  
AND MANAGEMENT SERVICES

THIS AGREEMENT is made and entered into this \_\_\_ day of October 2018, ("Effective Date") by and between the City of Sandy, Oregon whose address for any formal notice is 39250 Pioneer Blvd, Sandy, OR 97055 ("Owner") and Veolia Water North America-West, LLC, whose address for any formal notice is [Veolia West Coast Office Address] with a contemporaneous copy to: 53 State Street, 14th Floor, Boston MA 02109 ("VEOLIA"), collectively referred to as the "Parties".

STATEMENT OF PURPOSE

WHEREAS, the Owner owns certain facilities and systems which are further described in Appendix C; and

WHEREAS, Owner desires to contract with VEOLIA to perform certain operation and maintenance services as further described in Appendix B under the terms and conditions set forth in this Agreement.

1 SERVICES AND STANDARD OF PERFORMANCE

- 1.1 ~~Veolia shall, within the design capacity and capability of the Owner's facilities, perform the services set forth in Appendix B in accordance with applicable law and the requirements set forth in Appendix C.~~
- 1.2 VEOLIA shall perform the services with the degree of skill and diligence normally employed by operations and maintenance personnel performing the same or similar services under the same conditions.
- 1.3 VEOLIA shall be responsible for the cost of operation, maintenance and fuel for Owner vehicles and equipment, unless otherwise agreed to between the parties. Owner shall retain title and ownership of such vehicles and equipment. Use of such vehicles and equipment by VEOLIA shall be limited to duties and use within the course and scope of this Agreement. Training for VEOLIA employees and other such activities are not part of the course and scope of this Agreement and therefore Owner vehicles and equipment should not be used for such matters.

Deleted: Operations Management International, (VEOLIA)

2 OWNER'S RESPONSIBILITIES

- 2.1 Maintain and renew, with respect to all existing portions of the System, warranties, guarantees, easements, permits, authorizations and licenses that have been granted to the Owner, to the extent the maintenance thereof is not a responsibility of VEOLIA hereunder. All land, buildings, facilities, easements, licenses, structures, rights-of-way, equipment and vehicles presently or hereinafter acquired by Owner shall remain the exclusive property of Owner unless specifically provided for otherwise in this Agreement.
- 2.2 The Owner shall pay all amounts associated with the occupancy or operation of the Project and the performance of the obligations as listed in Appendix B including, but not limited to, all excise, ad valorem, property, franchise, occupational and disposal taxes, or other taxes associated with the Project. Taxes imposed upon VEOLIA's net income and/or payroll taxes for VEOLIA's employees are not included.
- 2.3 The Owner shall provide all registrations, licenses and insurance for Owner's vehicles and heavy equipment used in connection with the Project.

{00646959; 1}



2.4 The Owner shall provide and pay for electricity and natural gas for the operation of the Project.

{00646959; 1 }

- 2.5 The Owner shall provide for VEOLIA's use of all vehicles and equipment currently in use at the Project, including the vehicles described in Appendix F. Such vehicles and equipment shall be in road safe condition. As stated above, VEOLIA shall be responsible for the cost of operation, maintenance and fuel for such vehicles and equipment, unless otherwise agreed to between the parties. Owner shall retain title and ownership of such vehicles and equipment. Use of such vehicles and equipment by VEOLIA shall be limited to duties and use within the course and scope of this Agreement. The parties may supplement this Agreement to provide for an agreed schedule of replacement of such vehicles and equipment and provision of any other insurance coverage deemed necessary or appropriate.
- 2.6 The Owner agrees to not offer employment or other compensation to Project Management and Supervisory personnel of VEOLIA directly working on this Project for a period of two years (2) after the end date of this Agreement or said employee's re-assignment from this Project.
- 2.7 Owner has provided to VEOLIA all data in Owner's possession relating to the Project. VEOLIA will reasonably rely upon the accuracy and completeness of the information provided by the Owner.

**3 COMPENSATION AND PAYMENT**

Compensation for the services is described in Appendix E.

**4 TERM**

- 4.1 The initial term of this Agreement shall be for five (5) years commencing on the Effective Date. Thereafter, this Agreement may be renewed for a term of five (5) years ("Renewal Term") if approved in writing by both parties. If the Parties agree to a Renewal Term, the parties will strive to begin negotiations one hundred eighty (180) days prior to expiration.
- 4.2 Either party may terminate this Agreement for a material breach of this Agreement by the other party after giving written notice of the breach and allowing the other party a reasonable time to correct the breach. Neither party shall terminate this Agreement without giving the other party thirty (30) days' written notice of intent to terminate for failure of the other party to correct the breach within a reasonable time.
- 4.3 ~~Beginning on the first anniversary of the Commencement Date, either party may terminate this Agreement at its discretion either with or without cause, by giving at least one hundred twenty (120) days prior written notice.~~
- 4.4 ~~For the initial term of the Agreement only, in the event Owner exercises its rights under Section 4.3 above, Owner shall reimburse Veolia for Veolia's demobilization costs and expenses not to exceed \$20,000 (the "Termination Payment"). If Owner terminates the Agreement under Section 4.3 after the second anniversary of the Commencement Date, Owner will reimburse Veolia up to \$20,000 for actual expenses. If Owner terminates the Agreement under Section 4.3 after the third anniversary of the Commencement Date, Owner will reimburse Veolia up to \$20,000 for actual expenses. There will be no reimbursement if the Owner exercises its rights under Section 4.3 after the fourth anniversary of the Commencement Date. The Termination Payment will be due on the effective date of termination. In the event of termination within the initial term, Owner shall also compensate Veolia for the value of Veolia's mobilization costs.~~
- 4.5 Upon notice of termination by either Party, VEOLIA shall assist Owner in assuming or transferring the operation of the Project. If additional Cost is incurred by VEOLIA at the request of Owner, Owner shall pay VEOLIA such Cost within 30 (thirty) days of invoice receipt. If requested by Owner, VEOLIA will continue to provide the current operations staff for a period of up to ninety (90) days beyond the date of termination for a pro-rated Base fee.

Deleted: RESERVED.

Deleted: I

Deleted: of termination for reasons other than for cause due to a Veolia material breach

Deleted: compensate

Deleted: : (1)

Deleted: ; (2) and the unamortized value of any capital expense Veolia makes in the project

Deleted: RESERVED

Commented [AB1]: Rejected deletion.

{00646959; 1}

If the current staff are not available, VEOLIA will provide an operations staff for a period of up to ninety (90) days beyond the termination for a negotiated fee to include travel, per diem and associated labor costs.

Page 4

Deleted: {00614190; 1 }

{00646959; 1 }

4.6 Upon termination of this Agreement and all renewals and extensions of it, VEOLIA will return the Project to Owner in the same condition as it was upon the effective date of this Agreement, ordinary wear and tear and repairs not approved by Owner excepted. If Owner incurs any additional costs associated with returning the Project to the original condition less ordinary wear and tear, VEOLIA shall pay Owner such costs within thirty (30) days of invoice receipt. Equipment and other personal property purchased by VEOLIA for use in the routine operation or maintenance practices of the Project and billed to the Owner in excess of the Base Fee shall become the property of the Owner upon termination of this Agreement, provided that Owner has reimbursed VEOLIA for such equipment and other personal property. However, any equipment or personal property that is purchased by VEOLIA and not billed to the Owner shall be the property of VEOLIA and shall be removed from the Project by VEOLIA at the termination of this Agreement.

Deleted: billed

4.7 Effect of termination. If the Agreement is terminated before the expiration date, Owner will compensate Veolia for work performed up until the effective date of the termination.

## 5 INDEMNITY AND LIABILITY

5.1 VEOLIA agrees to indemnify, defend (with counsel reasonably acceptable to Owner) and hold harmless Owner and its officers, officials, employees and agents from and against all liability, loss, damage, expense, costs, including attorney fees, arising out of or associated with VEOLIA's work or duties as described herein, to the extent caused by (1) any willful misconduct, negligent act or omission of VEOLIA, its agents, any of its subcontractors, and anyone directly or indirectly employed by VEOLIA, its agents or its subcontractors, and anyone for whose acts any of them may be liable, (2) the operation of the Project by or under the direction of Veolia, or (3) the performance or non-performance of the Veolia's rights under this Agreement, except to the extent caused by the Owner's willful misconduct, negligent act or omission.

Commented [AB2]: This language is from the Gresham agreement. It is a good compromise between what I proposed on the phone and the language you have written here. As it is in the Gresham agreement, it is not prohibited by Veolia's policies.

5.2 It is understood and agreed that, in seeking the services of VEOLIA under this Agreement, Owner is requesting VEOLIA to undertake inherently unsafe obligations for Owner's benefit involving the presence or potential presence of hazardous substances. Therefore, to the fullest extent permitted by law, Owner agrees to hold harmless, indemnify, and defend VEOLIA from and against any and all claims, losses, damages, liability, and costs including, but not limited to, costs of defense arising out of or in any way connected with the presence, discharge, release, or escape of contaminants of any kind, excepting only such liability as may arise out of the negligent acts or omissions, or willful misconduct of VEOLIA, its employees or its subcontractors in the performance of services under this Agreement.

Deleted: .

5.3 TO THE FULLEST EXTENT OF THE LAW AND NOTWITHSTANDING ANY OTHER PROVISION OF THIS AGREEMENT, IN NO EVENT SHALL OWNER AND VEOLIA, THEIR SUBCONTRACTORS OR THEIR OFFICERS OR EMPLOYEES BE LIABLE TO THE OTHER PARTY IN ANY ACTION OR CLAIM FOR SPECIAL, INCIDENTAL, INDIRECT OR CONSEQUENTIAL DAMAGES OR LOSS OF PROFITS, LOSS OF OPPORTUNITY, LOSS OF PRODUCT OR LOSS OF USE, WHETHER SUCH LIABILITY ARISES IN BREACH OF CONTRACT OR WARRANTY, TORT INCLUDING NEGLIGENCE, STRICT OR STATUTORY LIABILITY, OR ANY OTHER CAUSE OF ACTION. ANY PROTECTION AGAINST LIABILITY FOR LOSSES OR DAMAGES AFFORDED ANY INDIVIDUAL OR ENTITY BY THESE TERMS SHALL APPLY WHETHER THE ACTION IN WHICH RECOVERY OF DAMAGES IS SOUGHT IS BASED ON CONTRACT, TORT (INCLUDING SOLE, CONCURRENT OR OTHER NEGLIGENCE AND STRICT LIABILITY OF ANY PROTECTED INDIVIDUAL OR ENTITY), STATUTE OR OTHERWISE. TO THE EXTENT PERMITTED BY LAW, ANY STATUTORY REMEDIES, WHICH ARE INCONSISTENT WITH THESE TERMS, ARE WAIVED.

Deleted: ITS

{00646959; 1}

~~Veolia's responsibility is to operate the facilities in compliance with current laws and regulations, to the extent of the facility's design, capabilities and physical capacity. It is not part of VEOLIA'S scope to test for or eliminate water borne bacteria or viruses except as required by current laws and regulations.~~

**Deleted:** IN NO EVENT WILL OWNER, ITS OFFICERS, OFFICIALS, EMPLOYEES AND AGENTS BE LIABLE FOR VEOLIA'S SPECIAL, INDIRECT OR CONSEQUENTIAL DAMAGES, WHETHER SUCH LIABILITY ARISES IN BREACH OF CONTRACT OR WARRANTY, TORT INCLUDING NEGLIGENCE, STRICT OR STATUTORY LIABILITY, OR ANY OTHER CAUSE OF ACTION.

5.4 TO THE FULLEST EXTENT PERMITTED BY LAW AND NOTWITHSTANDING ANY OTHER PROVISION OF THIS AGREEMENT, VEOLIA'S CUMULATIVE LIABILITY FOR PERFORMANCE OR NON-PERFORMANCE OF ANY OBLIGATION ARISING UNDER THE AGREEMENT (WHETHER ARISING UNDER BREACH OF CONTRACT, TORT, STRICT LIABILITY, OR ANY OTHER THEORY OF LAW OR EQUITY) INCLUDING, BUT NOT LIMITED TO ITS INDEMNITY OBLIGATIONS SPECIFIED IN SECTION 5.1 OF THE AGREEMENT, SHALL NOT EXCEED ~~(1) ANY AVAILABLE AND RECOVERED PROCEEDS FROM INSURANCE REQUIRED BY THIS AGREEMENT UP TO THE SPECIFIED LIMITS (WITHOUT REGARD TO THE AMOUNT OF ANY DEDUCTIBLE WHICH MAY BE APPLICABLE UNDER ANY SUCH POLICY) AND (2) TO THE EXTENT INSURANCE IS NOT APPLICABLE, TWENTY MILLION (\$20,000,000)~~ FOR THE DURATION OF THE AGREEMENT, PROVIDED THAT THE FOREGOING LIMITATION SHALL NOT APPLY TO ANY LOSSES RESULTING FROM THE NEGLIGENCE OR WILLFUL MISCONDUCT OF VEOLIA IN BREACH OF VEOLIA'S OBLIGATIONS UNDER THIS AGREEMENT.

**Deleted:**  
**Deleted:** [NUMBER \$14,000,000]  
**Deleted:** GROSS

5.5

## 6 FINES AND CIVIL PENALTIES

6.1 Veolia shall be liable for fines or civil penalties which may be imposed by a regulatory or enforcement agency for violations occurring on or after the Commencement Date, as a result of the failure to comply with the terms and conditions of any duly authorized permit, court order, administrative order, law, statute, or ordinance for reasons resulting from VEOLIA's breach, negligence or willful misconduct during the term of this Agreement. Owner will assist VEOLIA to contest any such fines in administrative proceedings and/or in court prior to any payment by VEOLIA. VEOLIA shall pay the costs of contesting any such fines.

**Deleted:** OWNER shall be liable for those fines or civil penalties imposed by any regulatory or enforcement agencies on OWNER and/or Veolia that are not a result of Veolia's negligence or are otherwise directly related to the ownership of the Project and shall indemnify and hold Veolia harmless from the payment of any such fines and/or penalties.

6.2 VEOLIA shall not be liable for fines or civil penalties that result from violations that occurred prior to the Commencement Date of this Agreement (unless covered by the existing agreement between the parties) or are otherwise directly related to the ownership of the Project. Any violation that occurred prior to the Commencement Date of this Agreement will be covered by the terms and conditions of the then-existing Agreement between the parties in which time the violation occurred.

## 7 INSURANCE<sup>1</sup>

7.1.1 VEOLIA shall provide the following insurances throughout the term of the Agreement, and shall provide to Owner Certificates of Insurance demonstrating compliance with this provision:

1. Statutory Worker's Compensation and Employers Liability Insurance as required by the State in which the Project is located.

**Deleted:** 6.3 - OWNER shall be liable for those fines or civil penalties imposed by any regulatory or enforcement agencies on OWNER and/or Veolia that are not a result of Veolia's

**Deleted:** negligence or are otherwise directly related to the ownership of the Project and shall indemnify and hold Veolia harmless from the payment of any such fines and/or penalties.¶

<sup>1</sup> Veolia is amenable to discussing the insurance provision in the context of a broader discussion about the liability cap.  
{00646959; 1}

2. ~~Automobile Liability Insurance with Two Million Dollars (\$2,000,000)~~ combined single limits covering claims for injuries to members of the public and/or damages to property of others arising from the use of VEOLIA owned or leased motor vehicles, including onsite and offsite operations.

Deleted: •

3. Commercial General Liability Insurance with limits of Five Million Dollars (\$5,000,000) per occurrence and in the aggregate, covering claims for injuries to members of the public or damages to property of others arising out of any covered act or omission of VEOLIA or any of its employees, or subcontractors.

4. Pollution Liability Insurance with limits of Five Million Dollars (\$5,000,000) per occurrence and in the aggregate, covering operation of the wastewater treatment facilities only.

7.2 VEOLIA shall add Owner and Owner's elected officials, officers, and employees, as additional insured in VEOLIA's commercial general liability, automobile liability, excess/umbrella, and contractor's pollution liability policies

7.3 VEOLIA's commercial general liability, automobile liability, employer's liability, excess/umbrella, and contractor's pollution liability policies will be primary and non-contributory to any other coverage available to Owner.

7.4 VEOLIA will provide at least thirty (30) days written notice to Owner prior to any cancellation, non-renewal or adverse material change in coverage required in Section 7 (except ten (10) days' notice for non-payment of premium).

7.5 Owner will maintain the following insurances throughout the term of the Agreement, and shall provide VEOLIA with Certificates of Insurance to demonstrate compliance with this provision:

7.5.1 Property Damage Insurance for all property including Owner supplied vehicles and equipment for the full fair market value of such property. Owner will obtain a waiver of subrogation in favor of Veolia and Veolia's insurers.

7.5.2 Liability Insurance for all motor vehicles and equipment provided by Owner and operated by VEOLIA under this Agreement.

Deleted: Owner will obtain

7.6 Certificates of Insurance ("COI").

Deleted: a waiver of subrogation in favor of Veolia and Veolia's insurers.

7.6.1 The Parties shall provide a COI evidencing the required insurance policies, limits, term of insurance, insured parties, and other information sufficient to demonstrate conformance with this Section 7 and its subsections. ~~COI will reference the project name as identified on the first page of this Agreement.~~

Deleted: I

Deleted: COI

7.6.2 In the event the ~~COI~~ provided indicates that any required insurance will expire during the period of this Agreement, the party shall furnish, on or before the expiration date, a renewed COI as proof that equal and like coverage for the balance of the period of the Agreement and any extension thereafter has been procured and in effect.

Deleted: COI

Deleted: I

7.6.3 In the event a COI evidencing the renewed coverage is not available prior to the policy renewal date, that party shall provide to the other party, within fifteen (15) days of the policy's renewal date(s). The party shall furnish the insurance certificates to the other party immediately upon the first party's receipt.

Deleted: (ies')

In the event activities by Owner's employee groups or unions causes disruption in VEOLIA's ability to perform its obligations under this Agreement, Owner, with VEOLIA's assistance, or VEOLIA at its own option, may seek appropriate injunctive court orders during any such disruption, VEOLIA shall operate the facilities on a best efforts basis until any such disruptions cease, but VEOLIA cannot assure compliance with all contract conditions.

**9 UNFORESEEN CIRCUMSTANCES**

- 9.1 Neither party shall be liable for damages, delays, or failure to perform its obligations under this Agreement if such failure is due to any Unforeseen Circumstance beyond its reasonable control. The party invoking this clause shall notify the other party immediately by verbal communication and in writing of the nature and extent of the contingency within ten (10) working days after its occurrence, and shall take reasonable measures to mitigate any impact of an Unforeseen Circumstance.

In the case of Unforeseen Circumstances Owner agrees to pay any undisputed Costs incurred by VEOLIA in connection with the Unforeseen Circumstance. Before payment is made, VEOLIA shall provide the Owner with an itemized list of Costs and explanations. Any disputed costs will be reviewed and negotiated by both parties to determine final payment.

**10 ACCESS TO FACILITIES AND PROPERTY**

- a. Owner will make its facilities accessible to VEOLIA as required for VEOLIA'S performance of its services, and will secure access to any other Owner property necessary for performance of VEOLIA's services.
- b. VEOLIA shall provide 24-hour per day access to Project for Owner's personnel. Visits may be made at any time by any of Owner's employees so designated by Owner's Representative. Keys for the Project shall be provided to Owner by VEOLIA. All visitors to the Project shall comply with VEOLIA's operating and safety procedures.

**11 CONTRIBUTIONS TO THE INDUSTRIAL ACCIDENT FUND**

VEOLIA shall pay all contributions or amounts due the Industrial Accident Fund from VEOLIA incurred in the performance of this Agreement, and shall ensure that all subcontractors pay those amounts due from the subcontractors. (ORS 2798.220)

**12 LIENS AND CLAIMS**

VEOLIA shall not permit any lien or claim to be filed or prosecuted against the state or a county, school district, municipality, municipal corporation or subdivision thereof, on account of any labor or material furnished. (ORS 2798.220)

**13 INCOME TAX WITHHOLDINGS**

VEOLIA shall pay to the Oregon Department of Revenue all sums withheld from employees pursuant to ORS 316.167. (ORS 279B.220)

{00614190; 1 }

Page 7

{00646959; 1 }

**14 INDEPENDENTCONTRACTOR**

VEOLIA is an independent contractor for all purposes and shall be entitled to no compensation other than the compensation expressly provided by this Agreement. As an independent contractor, VEOLIA is not entitled to indemnification by Owner or the provision of a defense by Owner under the terms of ORS 30.285. This acknowledgment by VEOLIA does not affect its independent ability (or the ability of its insurer) to assert the monetary limitations found at ORS 30.270, the immunities listed at ORS 30.265, or other limitations affecting the assertion of any claim under the terms of the Oregon Tort Claims Act (ORS 30.260 to ORS 30.300).

Deleted: ¶  
Deleted: ¶

**i. WORKERS COMPENSATION COVERAGE**

VEOLIA hereby certifies that it has qualified for State of Oregon Worker's Compensation coverage either as carrier-insured employer or as a self-insured employer. (ORS 279B.230)

**15 MEDICAL CARE FOR EMPLOYEES**

VEOLIA shall make payment of all sums to any person, co-partnership, association or corporation, furnishing medical, surgical and/or hospital care incident to the sickness or injury of VEOLIA's employee(s), all sums which VEOLIA agrees to pay for such services and all monies and sums which Owner collected or deducted from the wages of employees pursuant to any law, contract or contract for the purpose of providing or paying for such service. (ORS 279B.230).

**16 SAFETY AND HEALTH REQUIREMENTS**

VEOLIA shall comply with all federal Occupational Safety and Health Administration (OSHA) requirements and with all Oregon safety and health requirements, including those of the State Workers' Compensation Division.

**17 PAYMENT REQUIREMENTS ORS 2798.220:**

VEOLIA shall make payment promptly, as due, to all persons supplying to VEOLIA labor or material for the prosecution of the work provided for in this Agreement. (ORS 279B.220). If VEOLIA fails, neglects, or refuses to make a prompt payment of any claim for labor or services furnished to VEOLIA or a subcontractor, or by any person in connection with this contract as the claim becomes due, the Owner may pay the claim to the person furnishing the labor or services and charge the amount of the payment against funds due or to become due to VEOLIA pursuant to this contract. The Owner's payment of a claim under this Section shall not relieve VEOLIA or VEOLIA's surety, if any, from responsibility for those claims.

**18 HOURSOFWORK**

Veolia shall pay employees for overtime work performed under the terms of this Agreement in accordance with ORS 653.010 to ORS 653.261 and the Fair Labor Standards Act of 1938 (29 USC §201 et. seq.).

OMI shall pay employees for overtime accordance with ORS 653.010 to ORS ( USC §§ 201 et. seq.)  
Deleted: ¶

**19 CHANGES**

Owner and VEOLIA may mutually make changes within the general scope of services of this Agreement. The contract price and schedule will be equitably adjusted pursuant to a written Change Order, Modification or Amendment to the Agreement executed by both parties.

Formatted: Font: Times New Roman, 14 pt  
Deleted: ¶


{00646959; 1}



{00614190;1 }

Page8

{00646959;1 }



**20 NO THIRD PARTY BENEFICIARIES**

This Agreement gives no rights or benefits to anyone other than Owner and VEOLIA and has no third party beneficiaries.

**21 JURISDICTION**

This Agreement shall be governed by and interpreted in accordance with the laws of the State of Oregon.

**22 SEVERABILITY AND SURVIVAL**

If any of the provisions contained in this Agreement are held for any reason to be invalid, illegal, or unenforceable, the enforceability of the remaining provisions shall not be impaired thereby.

**23 AUTHORITY**

Both parties represent and warrant to the other party that the execution delivery and performance of this Agreement has been duly authorized by the responsible parties thereof. Both parties warrant that all required approvals have been obtained and the executing party below has such authority to bind the party.

**24 ENTIRE AGREEMENT**

This Agreement, together with all Appendices attached hereto, contains all representations and the entire understanding between the parties with respect to the subject matter of this Agreement. Any prior correspondence, memoranda, or agreements, whether or not such correspondence, memoranda or agreements are in conflict with this Agreement, are intended to be replaced in total by this Agreement and its Appendices. The parties mutually declare there are no oral understandings or promises not contained in the Agreement which contains the complete, integrated, and final agreement between the parties.

VEOLIA WATER NORTH AMERICA-WEST, LLC    CITY OF SANDY

By: \_\_\_\_\_  
Title:  
Name:

By: \_\_\_\_\_  
Title:  
Name:

{00614190; 1 }

Page9

{00646959; 1 }

#### APPENDIX A- DEFINITIONS

- A.1 "Adequate Nutrients" means plant influent nitrogen, phosphorous, and iron contents proportional to *BODs* in the ratio of five (5) parts nitrogen, one (1) part phosphorous, and one-half (0.5) part iron for each one hundred (100) parts *BODs*.
- A.2 "Base Fee" means the compensation paid by Owner to VEOLIA for the base services defined in Appendix B of this Agreement for any year of the Agreement. The Base Fee is specified in Appendix E.I and will be adjusted annually in accordance with Base Fee Formula specified in Appendix E.3. This compensation does not include payments for Requests by Owner that are incidental to or outside the Scope of Services.
- A.3 "Biologically Toxic Substances" means any substance or combination of substances contained in the plant influent in sufficiently high concentrations so as to interfere with the biological processes necessary for the removal of the organic and chemical constituents of the wastewater required to meet the discharge requirements of Owner's NPDES permit. Biologically Toxic Substances include but are not limited to heavy metals, phenols, cyanides, pesticides, and herbicides.
- A.4 "BOD" means Biochemical Oxygen Demand over a five (5) day period.
- A.5 "Change in the Scope" are defined in Appendix B.4
- A.6 "Commencement Date" shall mean October \_\_ 2018
- A.7 "Cost" means the total of all Direct Cost and indirect cost determined on an accrual basis in accordance with Generally Accepted Accounting Principles (GAAP).
- A.8 "Direct Cost" means the actual cost incurred for the direct benefit of the Project, including but not limited to, expenditures for Project management labor, employee benefits, chemicals, lab suppliers, repairs, repair parts, maintenance parts, safety supplies, gasoline, oil, equipment rental, legal and professional services, quality assurance, travel, office supplies, other supplies, uniforms, telephone, postage, utilities, tools memberships and training supplies
- A.9 "Major Repairs" mean those Repairs that significantly extend equipment or facility service life and cost more than Two Thousand Dollars (\$2,000.00).
- A.10 "Preventive Maintenance" means those routine and/or repetitive activities required or recommended by the equipment or facility manufacturer or VEOLIA to maximize the service life of the equipment, sewer, vehicles, and facility.
- A.11 "Project" means all equipment, vehicles, grounds, and facilities described in Appendix D and where appropriate, the operations, maintenance, and management of such.
- A.12 "Repairs" means those non-routine/non-repetitive activities required for operational continuity, safety, and performance generally resulting from failure or to avert a failure of the equipment, sewer, vehicle, or facility or some component thereof. However, if the need for the repair is caused by VEOLIA negligent or misuse, such expenditure will not be a "repair" under this agreement, will not be deducted from the Repair Limit and will be VEOLIA's sole responsibility.

Scheduled replacement per manufacturer's recommendations of the following specific consumables shall not be considered Repairs and the cost for same (excluding labor for installation) shall be the responsibility of the City:


- o Effluent disc filter media cloth covers
- o Ultraviolet disinfection system lamps, ballasts, wipers and sleeves

{00646959; 1 }

{00614190; 1 }

Page 10

{00646959; 1 }



A.13 "TSS" means total suspended solids.

A.14 "Unforeseen Circumstances" means an event or condition which has an effect on the rights or obligations of the parties under this Agreement, or upon the Project, which is beyond the reasonable control of the party relying thereon and constitutes a justification for a delay in or non-performance of action required by this Agreement, including but not limited to (i) an act of God, landslide, lightening, earthquake, tornado, fire, explosion, flood, failure to possess sufficient property rights, acts of the public enemy, war blockade, sabotage, insurrection, riot or civil disturbance or a pandemic event; (ii) labor disputes, strikes, work slowdowns or work stoppages, but excluding labor disputes, strike or work slowdowns or stoppages by employees of VEOLIA; (iii) the presence of Biologically Toxic Substances in the influent or the presence of hazardous wastes, materials or liquids in the influent or raw water supply, which detrimentally affect the machinery, infrastructure or processes at the Project; and (iv) loss of or inability to obtain service from a utility necessary to furnish power for the operation and maintenance of the Project.


A.15 "Change in Law" means any of the following acts, events or circumstances to the extent that compliance with the change materially changes the Direct Cost of performing the work: the adoption, amendment, promulgation, issuance, modification, specifically changed by any local, state, federal or other governmental body. VEOLIA and Owner shall negotiate a mutually agreeable change in VEOLIA's Base Fee for any change in law which results in a significant change to the Direct Cost incurred to perform the scope of services. **If** the change results in a decrease in price, VEOLIA and Owner shall negotiate the change and apply a credit to the Base Fee.

{00646959; 1 }

{00614190; 1 }

Page 11

{00646959; 1 }



APPENDIX B- SCOPE OF SERVICES

VEOLIA SHALL: B.1

Deleted: CH2M HILL

GENERAL

B.1.1 Subject to the Maintenance and Repairs Limit, alter as needed, the process and/or facilities to achieve the objectives of this Agreement; provided, however, that no alteration shall be without Owner's written approval if alteration shall cost in excess of One Thousand Dollars (\$1,000.00).

Deleted: A

B.1.2 Operate, maintain and/or monitor the Project such that the Project is staffed at least Monday through Friday, eight (8) hours per day and a reduced but sufficient number of hours per day (Saturday, Sunday, Holidays) as necessary to meet operational needs. VEOLIA shall be responsive to alarms and emergency calls 24 hours per day, 7 days per week, within one (1) hour of its occurrence. VEOLIA shall designate, as a minimum, one staff member as standby to respond to such calls.

Deleted: shaH

B.1.3 Staff the Project with a sufficient number of qualified employees who possess the managerial, administrative, and technical skills to perform the services specified in this Agreement, and where appropriate, the certification requirements mandated by the State.

B.1.4 Pay all Cost incurred in normal Project operations except as otherwise included in Article 2 -Owner's Responsibilities.

Deleted: aU

B.1.5 Perform Preventative Maintenance and Repairs for the Project, subject to the Repairs Limit.

Deleted: ¶

B.1.6 Maintain aesthetics of the facilities:

B.1.6.1 In general, maintain all facilities in a clean, neat, and orderly fashion to present a positive image of the facility and program.

B.1.6.2 Administrative and other occupied spaces shall be kept clean, dry, and habitable

B.1.6.3 Other spaces and floors shall be free of sewage, screenings, sludge, debris, etc.

B.1.6.4 Equipment, tools, and material will be properly stored

B.1.6.5 Trees and shrubs shall be kept trimmed, grass shall be maintained, and other grounds shall be free of noxious weeds

B.1.6.6 Maintain plant and site grounds per the scope of work and schedule in Appendix X. VEOLIA will present a plan for site and ground maintenance by April 1, 2018 with proposed costs. The plan will be agreed upon by both Parties.


B.1.7 Place at each permanently staffed Project facility, a copy of VEOLIA's Corporate Safety Program and provide all employees training specific to this Program, within forty-five (45) days from the effective date of this Agreement. The cost of any capital improvement required at the Project to bring the facilities within OSHA compliance will be paid by the Owner.

B.1.8 Provide job related training for personnel in the areas including but not limited to operation, quality, maintenance, safety, supervisory skills, laboratory, and energy management. All such training shall be fully documented. Where employees are

{00646959; 1 }

{00614190; 1} required by law or regulation to hold current licenses, certificates or authority to  
Page 12

{00646959; 1}





perform the work required of their respective positions, VEOLIA shall provide the training and agree with the employee to a reasonable time frame for the employee to qualify for such certificate, license or authority.

B.1.9 In any emergency affecting the safety of persons or property, VEOLIA shall act without written amendment or change order, at VEOLIA's discretion, to prevent threatened damage, injury or loss; provided however, that VEOLIA shall obtain prior Owner approval for any emergency expenditure in excess of Five Thousand Dollars (\$5,000.00). VEOLIA will notify Owner as soon as reasonably possible and shall be compensated by Owner for any such emergency work notwithstanding the lack of written amendment or change order. VEOLIA will invoice Owner the amount mutually agreed to by the Parties for the emergency expenditure.

~~B.1.10~~ Utilize Owner provided security devices during VEOLIA's hours of operation to protect against any losses resulting from theft, damage or unauthorized use of the Project. Existing security devices include: fencing, lockable structures, and limited intrusion alarm. Upon exiting the Project, VEOLIA shall make sure that all Project gates and structures are locked and that any security alarms are activated.

Deleted: 1  
Deleted: .10

~~B.1.11~~ Comply with all Federal and OR-OSHA regulations relating to bloodborne pathogens, confined space entry, fall protection, and any other applicable occupational health and safety requirements.

Deleted: 1  
Deleted: 11

~~B.1.12~~ Review the existing plant emergency action plan and provide an updated plan (if needed).

Deleted: 1

~~B.1.13~~ VEOLIA shall provide Owner with a listing of any recommended Major Repairs that VEOLIA believes will be required for any of the facilities covered under the contract. Owner may choose to act on these recommendations upon review with Owner's Consulting Engineer. If Owner agrees with any of the recommendations provided, Owner shall attempt to budget for the necessary expenditure(s) in the next regularly scheduled biennial budget preparation cycle. However, VEOLIA shall not be relieved of its responsibilities to perform if the recommendations are not implemented and the City will be responsible for any fines, penalties or regulatory actions or consequences incurred if it can be demonstrated that such occurred as a result of these recommendations not being implemented. . If VEOLIA believes the recommendation is necessary to perform its responsibilities and Owner continues to disagree, VEOLIA may terminate the Agreement pursuant to Section 4.3.

Deleted: 1

Commented [AB5]: These changes were not discussed and are not agreed to.

## B.2 WASTEWATER TREATMENT PLANT

B.2.1 Within the design capacity and capability of the Wastewater Treatment Plant (the "WW Plant"), manage, operate, and maintain the WW Plant so that effluent discharged from the WW Plant meets of the Clean Water Act and the requirements specified in NPDES Permit No. 102492 issued January 23, 2010 (copy attached), and other applicable/related permits issued by EPA, the State or local authorities, unless one or more of the following occurs: (1) WW Plant influent does not contain Adequate Nutrients to support operation of the WW Plant's biological processes and/or contains Biologically Toxic Substances that cannot be removed by the existing

{00614190; 1 }

Page 13

{00646959; 1 }

processes and facilities;

(2) dischargers into Owner's sewer system violate any or all regulations as stated in Section 13.12.080 of the Sandy Municipal Code and, (3) the flow, influent biochemical demand (*BODs*,) and/or total suspended solids (TSS) exceeds the WW Plant's design parameters that exceed the plants Maximum Allowable Headworks Loadings in which case Appendix C specifies responsibilities and remedies.


- B.2.2 Within the design capacity and capability of the WW Plant, operate the WW Plant in a manner such that odor and noise are minimized.
- B.2.3 Operate and maintain effluent filtration and UV disinfection systems. Replace disk filter media and UV system components per manufacturers schedule
- B.2.4 Operate sodium hypochlorite disinfection system and recycled water pump station during land application season.
- B.2.5 Prepare and submit to appropriate agencies, all regulatory reports pertaining to routine operation and maintenance of the facilities specified herein. Veolia shall comply with all current local, State and Federal notice and reporting requirements, regarding violations, upsets, excursions, or emergencies related to the Plant.
- B.2.6 Assist the Owner with the NPDES permit renewal process by providing Project information within VEOLIA's possession and control. Any additional assistance requested by the Owner will be handled as a Change in Scope.
- B.2.7 Operate and maintain, to its design capacity and capability, the solids handling system, including polymer addition and pH adjustment, in compliance with the Bio-Solids handling plan and regulatory requirements.
- B.2.8 Provide hauling and disposal of screenings, grit, scum, sludges (including lime stabilized sludge cake), and biosolids (collectively, "Residuals") to existing disposal sites for land application. The Parties shall negotiate responsibility for additional costs associated with Residual removal due to unexpected loss of available permitted sites, or unforeseen mechanical failures which prohibit removal of solids from the facility to permitted sites. However, Veolia shall be solely responsible for costs that resulted from VEOLIA's negligent actions, inactions, or factors within VEOLIA's control; for example, unavailable truck drivers, repairs not completed in a timely manner, or similar.
- B.2.9 Where land application is used as the method for disposal of biosolids, VEOLIA shall comply with the State and Federal 40 CFR 503 regulations applicable to such method. Specifically, VEOLIA shall assist Owner in securing all permits and land use agreements, and perform soils and biosolids testing, and report the volume and quantity of biosolids land applied. VEOLIA may use the existing Owner secured permits and land application sites.

{00646959; 1 }

{00614190; 1 }

Page 14

{00646959; 1 }



B.2.10 Maintain positive working relationships with existing sludge disposal site owners and seek out new sludge disposal sites as needed.

B.2.11 Provide computerized maintenance, process control and laboratory management systems for the Project and provide a monthly statistical summary of performance to Owner by the tenth (10th) of each month. Owner shall have the right to inspect these records during normal business hours. The maintenance program will include documentation of spare parts inventory. This system shall be capable of providing historical data.

B.2.12 Perform all laboratory testing and sampling for process control and as currently required by the State and Federal Clean Water Act, NPDES permit NPDES referenced documents and all Federal or State issued permits. Develop, follow and maintain a *QA/QC* program for laboratory equipment processes and procedures and comply with all OR-OSHA and other applicable laboratory and chemical safe handling requirements. Additional laboratory testing and sampling requested by the Owner will be provided on a fee per test basis to be determined at the time of the request.

B.2.13 Provide and document all Preventive Maintenance for the WW Plant. Owner shall have the right to inspect these records during normal business hours.

B.2.14 Provide and document Repairs for the WW Plant. The Repairs Limit described in Appendix E shall not include the salary cost of VEOLIA's onsite personnel assigned to the project making such repair. However, due to the size, complexity, technical nature, or timing for completion of such repairs, VEOLIA may subcontract or provide VEOLIA personnel outside of the project to make such repairs and charge such services to the Repairs budget. VEOLIA will provide Owner with a monthly report on the expenditures of Repairs.

B.2.15 Monitor wastewater pump station alarms reported to the WWTP SCADA computer and auto-dialer and convey this information to Owner personnel immediately. Owner and VEOLIA will develop a more detailed protocol for reporting and conveying this information after execution of the contract.

### B.3 WATER TREATMENT PLANT

B.3.1 Within the design capacity and capability of the Water Treatment Plant (WTR Plant), manage, operate, and maintain the WTR Plant, as set forth in this Section B.3.1, so that finished water discharged from the WTR Plant meets the requirements specified by the State of Oregon and U.S. EPA for Public Water Systems and National Primary Water Treatment Regulations as required by the Safe Drinking Water Act and as outlined in Appendix C.

- B.3.1.1 For raw water sourced from Portland Water Bureau:
- Operate and maintain booster pumps;

{00646959; 1 }

{00614190; 1 }

- Set booster pump start/stop setpoints; and
  - Operate and maintain Revenue Avenue transfer pumps including start/stop setpoints.
- Page 15

{00646959; 1 }

- Operation and maintenance of the chemical feed system and the carbon filter stream is not included as part of the scope, and will be negotiated by the Parties at a later date.

B.3.1.2 For the Alder Creek Water Treatment Plant:

- Operate and maintain diversion dam and intake screens. Seasonally remove or splash boards as necessary to provide positive suction head at raw water booster pump station;
- Operate and maintain raw water booster pump station and variable frequency drives;
- Operate and maintain streaming current monitors and chemical mixing and feed system.
- Operate and maintain clarifiers and filters; and
- Operate and maintain finished water pumps and set pump start/stop setpoints to maintain reservoir levels and adequate filter backwash water supply;

B.3.1.3 For Brownell Springs:

- Operate and maintain chemical feed equipment;
- Maintain disinfectant inventory at the site by safely transporting and transferring small quantities of disinfectant to the site; and
- Maintain plant equipment, building and components.

B.3.1.4 VEOLIA shall be responsible for meeting potable water quality limitations established therein unless the raw water supply contains substances, materials or liquids contained in the raw water supply, which detrimentally affect the machinery, infrastructure or processes at the WTR Plant.

B.3.2 Assist the Owner with the disposal of Residuals to permitted disposal sites. Any Cost of this service due to permitting requirements, increased or unusual quantities of material, or increases in landfill rates, hauling costs, or tipping fees shall constitute a change in scope and give cause for an adjustment in fee. Owner and VEOLIA agree that Owner is the Generator of the Residuals.

B.3.3 Perform all laboratory testing and sampling currently required by the State and Federal Safe Drinking Water Regulations at the entry point and upstream as shown in Appendix V. Develop, follow and maintain a QA/QC program for laboratory equipment process and procedures. Comply with OR-OSHA and all applicable laboratory and chemical handling safety requirements. Additional laboratory testing and sampling requested by the Owner will be provided on a fee per test basis to be determined at the time of the request.


B.3.4 Provide and document all Preventive Maintenance for the WTR Plant. Owner shall

{00646959; 1 }

{00614190; 1 }

Page 16

{00646959; 1 }



have the right to inspect these records during normal business hours.

B.3.5 Provide and document Repairs for the WTR Plant. The Repairs Limit described in Appendix E shall not include the salary cost of VEOLIA's onsite personnel assigned to the project making such repair. However, due to the size, complexity, technical nature, or timing for completion of such repairs, VEOLIA may subcontract or provide VEOLIA personnel outside of the project to make such repairs and charge such services to the Repairs budget. VEOLIA will provide Owner with a monthly report on the expenditures of Repairs.

B.3.6 Provide and document Repairs for the WTR Plant in a mutually-agreed format by the tenth (10<sup>h</sup>) day of each month.

B.3.7 Provide monthly water production, peak day and regulatory compliance data by source in a mutually-agreed format by the tenth (10<sup>h</sup>) day of each month.

#### B.4 SCOPE CHANGES

B.4.1 A Change in Scope of services shall occur when and as VEOLIA's costs of providing services under this Agreement change as a result of:

B.4.1.1 Any change in Project operations, personnel qualifications, required certification, staffing or other cost which is a result of an Unforeseen Circumstance. VEOLIA will invoice Owner the amount mutually agreed to by the Parties. The undisputed invoice will be due and payable by Owner commencing the month following when the Change in Scope occurs.

B.4.1.2 The current WWTP NPDES permit is being renewed. Any change in Project operations, personnel qualifications, required certification, staffing or other cost as a result of the issuance of new Permit or permit renewal shall constitute a Change in Scope. Increases or decreases of not less than ten percent (10%) in the Wastewater Plant influent flow or loadings, as set forth in Appendix C, as demonstrated by a twelve month floating average compared to the twelve month period ending on the Commencement Date of this Agreement. The Parties must mutually agree upon compensation for the Changes in Scope.

B.4.1.3 Increases or decreases of not less than ten percent (10%) in the Water Plant average daily production, as set forth in Appendix C, as demonstrated by a twelve month floating average compared to the twelve month period ending on the Commencement Date of this Agreement. VEOLIA will invoice Owner the amount mutually agreed to by the Parties. The undisputed invoice will be due and payable by Owner commencing the month following when the Change in Scope occurs. Owner's request of VEOLIA, and VEOLIA's consent, to provide additional services. Owner and VEOLIA shall negotiate an increase in VEOLIA's Base Fee for these Changes in Scope.

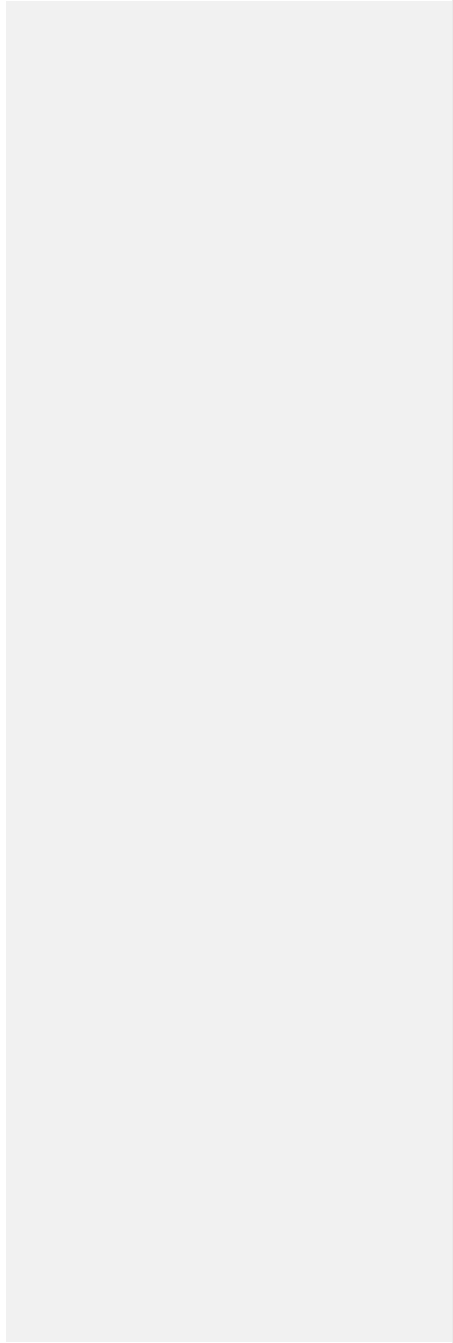
{00646959; 1}



{00614190; 1 }

Page 17

{00646959; 1 }



B.4.2 At any time, the Owner may request VEOLIA to provide support services for Owner's capital projects. In this case VEOLIA shall propose a scope of services, schedule and budget identifying direct costs and overhead/profit charges. VEOLIA shall not proceed with any such capital project services without express written authorization of the Owner.

{00646959; 1 }

{00614190; 1 }

Page 18

{00646959; 1 }

**APPENDIX C - CAPACITY AND CHARACTERISTICS**

**C.1 CAPACITY AND CHARACTERISTICS OF WASTEWATER TREATMENT PLANT**

C.1.1 Wastewater Treatment Plant Design Capacity is described as follows:

Parameter	Plant
Flow, million gallons/day	1.25
BODs, pounds per day	2,220
TSS, pounds per day	2,330
Daily Peaking Factor	2.0

All parameters shall be based on the design average dry weather flow with the Daily Peaking Factor being the multiplier applied to the design average dry weather flow. Veolia will measure and update actual Plant Design Capacity within ninety (90) days of the Effective Date and provide Owner a writing with any changes to this Section C.1.1.

C.1.2 In the event any one of the Project influent characteristics, suspended solids, BODs, or flow, exceeds the design parameters stated above, VEOLIA shall take commercially reasonable efforts to return the plant effluent to the characteristics required by the NPDES permit in accordance with the following schedule after Project influent characteristics return to within design parameters.

Characteristics Exceeding Design Parameters By	Recovery Period
10% or Less	5 days
Above 10% Less than 20%	10 days
20% and Above	30 days

Deleted: !!2Wmm

Notwithstanding the above schedule, if the failure to meet effluent quality limitations is caused by the presence of Biologically Toxic Substances or the lack of Adequate Nutrients in the influent, then VEOLIA will have a thirty (30) day recovery period after the influent is free from said substances or contains Adequate Nutrients.

C.1.3 VEOLIA shall not be responsible for fines or legal action as a result of discharge violations within the period that influent exceeds design parameters, does not contain Adequate Nutrients, contains Biologically Toxic Substances, and the subsequent recovery period. Notwithstanding anything to the contrary, Owner retains all liability, fines or legal action as a result of discharge violations within the period that influent exceeds design parameters, does not contain Adequate Nutrients, contains Biologically Toxic Substances, and the subsequent recovery period.

C.1.4 The Base Fee for services under this Agreement is based on the following Project influent characteristics as determined by a 12 month average (January- December of previous year): :

Parameter	Plant
Avg flow, million gallons/day	1.62
BODs, pounds per day	2362
TSS, pounds per day	2289

**C.2 RAW WATER QUALITY AND FINISHED WATER REQUIREMENTS OF WATER**

{00646959; 1 }

TREATMENT PLANT

C.2.1 The facilities shall be operated and maintained in accordance with all applicable federal, state and local regulations pertaining to water treatment, contaminant monitoring, and reporting. All analytical methods used to demonstrate compliance shall be in accordance with methods approved by the Owner and State Agencies, as applicable. In the event the parameter does not have a method approved by Federal and State Agencies, VEOLIA will utilize alternate test methods approved by EPA in 40 CFR, 141, Subpart C.

{00614190; 1 }

Page 19

{00646959; 1 }

C.2.2 System Demand

VEOLIA shall assume an average day demand (ADD) for water of 1.098 mgd and a peak daily demand of 1.79 mgd at the commencement of this agreement. VEOLIA acknowledges that the Owner has the right to demand up to 3.5 mgd (including 0.5 mgd from the Portland Water Bureau source) on any day and VEOLIA shall undertake, as and when needed, the necessary arrangements to assure that sufficient personnel are available to satisfy additional demand overtime. If Owner communicates any changes in the average daily demand for water as listed above, this will constitute a change in scope, and an appropriate adjustment of fee shall be negotiated.

The Base Fee is based on the assumption that the supply of raw water for treatment shall be Brownell Springs and Alder Creek. VEOLIA shall accept 500,000 gallons/day of treated water from the City of Portland source, but any additional costs to treat Portland Water or the impacts associated with Portland Water is not covered in this Scope.

C.2.3 VEOLIA shall be responsible for meeting the water treatment performance standards established in Appendix B and C, but shall not be responsible for events outside the control of VEOLIA, which include but are not limited to:

C.2.3.1 Materials or liquids contained in the raw water supply, which detrimentally affect the machinery, infrastructure or processes at the Project;

C.2.3.2 Raw water supply is insufficient to meet demand;

C.2.3.3 The demand for water exceeds the design capacity of the facilities specified in Appendix\_C;

C.2.3.4 Vandalism; and/or

C.2.3.5 Unforeseen Circumstances.

C.2.4 The estimated cost for services under this Agreement is based on an average day demand (ADD) of 1.098 mgd. Any change of ten percent (10%) in the average daily production based upon the prior calendar year (January -December of previous year) will constitute a change in scope of services.


C.2.5 Temporary increases in water production necessitated by equipment failure or to recover low reservoir levels shall not be included in these calculations.

{00646959; 1 }

{00614190; 1 }

Page 20

{00646959; 1 }



APPENDIX D- LOCATION OF PROJECT

VEOLIA agrees to provide the services necessary for the operation, maintenance, and management of the facilities described herein:

Deleted: CH2M HILL

D.1 All equipment, grounds, and facilities now existing within the current property boundaries of or being used to operate Owner's Wastewater Treatment Plant located at:

Wastewater Treatment Plant 33400 SE Jarl Rd

D.2 All equipment, grounds, and facilities now existing within the current property boundaries of or being used to operate Owner's Water Treatment Plant located at:

Alder Creek Water Treatment Plant 52500 Hwy 26

Terra Fern Rd. Reservoir and Pump Station 51515 Terra Fern Dr.

Brownell Springs 48205 SE Dowling Rd.

Sandercock Reservoir 44334 Sandercock Ln.

Vista Loop Rd. Reservoir 41225 SE Vista Loop Dr.

Hudson Road Booster Pump Station 39175 Hudson Road

Revenue Avenue Reservoir and Transfer Station 17160 Revenue Ave.


{00646959; 1}



{00614190; 1 }

Page 21

{00646959; 1 }



APPENDIX E- COMPENSATION, PAYMENT AND BASE FEE ADJUSTMENT  
FORMULA

E.1 COMPENSATION

E1.1.1 Owner shall pay to VEOLIA as compensation for services performed under this Agreement a Base Fee of Five Hundred Fifty-Four Thousand Three Hundred Seventy-Six Dollars (\$554,376) for the Wastewater Services and One Hundred Eighty-Two Thousand Nine Hundred Twenty-Two Dollars (\$182,922) for the Water Services for the first year of this Agreement. Subsequent years' base fees shall be determined as specified in Appendix E.3. The Base Fee includes the following cost incurred for the direct or indirect benefit of the Project: expenditures for Project management labor, employee benefits, chemicals, lab supplies, safety supplies, gasoline, oil, equipment rental, legal and professional services, quality assurance, travel, office supplies, other supplies, uniforms, telephone, postage, utilities (excluding electricity, which shall be paid by Owner), tools, memberships, training and training supplies. The Base Fee is based on the assumption of treatment at the existing wastewater plant listed in D.2 and the characteristics listed in C.1.4. Any limitations on these expenditures as set forth in Appendix E.1.2.

E1.1.2 Owner expects to commence construction of an expansion to the existing WWTP during the term of this agreement. Owner will involve and consult with VEOLIA operations staff during planning and design of the new facilities. Additional labor or other costs attributable to construction of new WWTP facilities can be expected. Owner and VEOLIA will negotiate a Change in Scope for any additional services or expenses resulting from construction. Once a new wastewater plant has been constructed and completed acceptance testing and is online, the Parties agree to renegotiate the Base Fee.

E1.1.3 The services provided under this Agreement assume overtime for normal breakdowns or services required after hours. Any additional expenses including straight or overtime wages caused by Unforeseen Circumstances will be billed to the Owner for reimbursement. All additional expenses for water or wastewater treatment services shall be tracked and invoiced separately.

E.1.2 Limitations

E1.2.1 The total amount VEOLIA will be required to pay for Repairs and Maintenance will not exceed the annual Repairs Limit of Thirty Thousand (\$30,000.00) for the Wastewater services and Twenty Five Thousand (\$25,000.00) for the Water Services for the contract year identified under Appendix E.1.1. All repairs over \$2,000.00 will be deducted from the Repair Limit for the respective facilities.

VEOLIA will bill the Owner for repairs over \$2,000 should the Repair Limit for a facility be exceeded prior to the end of the contract year or the Owner may choose to complete these repairs. Repairs (including labor) below the \$2,000 limit will be considered incidental to the project and included in the Base Fee. VEOLIA shall provide Owner with a detailed invoice of Repairs over the annual Repairs Limit, and Owner shall pay VEOLIA for all Repairs

{00646959; 1 }

performed by VEOLIA in excess of such limit. Any loss, damage or injury resulting from Owner's failure

{00614190; 1 }

Page 22

{00646959; 1 }

to provide for Repairs in excess of the Repairs Limit shall be the sole responsibility of Owner. VEOLIA shall rebate to Owner the entire amount that the cost of Repairs is less than the annual Repairs Limit. VEOLIA will ask for Client consent before any Repair expenditure over \$5,000.00

Repairs charged to the Repair Limit shall not include labor costs for VEOLIA personnel assigned to the Sandy project. Repairs charged to the Repairs Limit using VEOLIA staff not assigned to the Sandy project may include labor costs.

The repair or replacement budget shall be used for individual repairs on discrete pieces of equipment or process components. Multiple expenses under \$2,000. Repair expenses related to discrete failure events or separate and unrelated pieces of equipment not required to make a piece of equipment operable may not be aggregated or combined in order to surpass the \$2,000 threshold.

Any loss, damage or injury resulting from VEOLIA's negligence, misconduct or negligent maintenance shall be the sole responsibility of VEOLIA

#### E.1.3 CHANGES IN COMPENSATION

The Base Fee will be adjusted annually using the Base Fee Adjustment Formula shown in Appendix E.3, with an annual escalation not to go below two percent (2%) or exceed five percent (5%). Upon each contract year renegotiation, VEOLIA shall continue to invoice Owner at the previous amount until written agreement between the Parties as to the new contract year Base Fee, upon which VEOLIA shall issue an invoice retroactively adjusting the previous contract year Base Fee amount

E.1.3 The Parties will negotiate the Repairs Limit each year, three (3) months prior to anniversary of the Commencement Date hereof in accordance with Appendix E.1.3. Should Owner and OMI fail to agree, the Repairs Limit will be determined by the prior year's Repairs Limit Amount plus application of the Consumer Price Index (CPI) component of the Base Fee Adjustment Formula shown in Appendix E.3.

E.1.4 The Parties will negotiate compensation for Changes in Scope in accordance with Appendix C. Compensation for Change in Scope identified in Section 14.3 shall be agreed to by both Parties as set forth in Appendix C.

#### E.2 PAYMENT OF COMPENSATION

E.2.1 One-twelfth (1/12) of the Base Fee for the current year and any charges against the repairs limit occurring in the subject month be invoiced on the first of the month for each month that services are provided. Repairs will be reconciled quarterly.

E.2.2 Invoices, (including repairs expenses and out-of-scope services) for services at the Plant shall be identified as such on the invoice. Invoices, (including repairs expenses, and Out-of-scope services) for services at the WTR Plant shall be identified as such on the invoice.

E.2.3 All other compensation to VEOLIA is due on receipt of VEOLIA's invoice and payable within thirty (30) calendar days, unless disputed by Owner.

{00646959; 1}

Deleted:

Deleted:

Deleted:

Deleted:

E.2.4 All payments due Owner under Section E.2 above shall be due and payable within  
Ninety (90) days following the end of the applicable contract year.

{00614190; 1 }

Page 23

{00646959; 1 }

E.2.5 Owner shall pay interest at an annual rate equal to 8% or such other percentage as may be allowed by statute, said amount of interest not to exceed any limitation provided by law, on payments not paid and received within thirty (30) calendar days, such interest being calculated from the due date of the payment.

E.2.6 In the event of a contested billing, Owner may only withhold the contested portion from payment. The Owner will pay Veolia the undisputed portion in accordance with Appendix E.2.2.

Deleted: CH2M

E.3 BASE FEE ADJUSTMENT FORMULA

$$ABF = BF \times AF$$

Where:

BF Base Fee specified in Appendix D.1.1  
ABF Adjusted Base Fee  
AF Adjustment Factor as determined by the formula:  
AF  $[(ECI) .70 + (CPI) .30]] + 1.02$


ECI The twelve month percent change (from the third quarter of the prior year to the third quarter in the current year) in the Employment Cost Index for Total Compensation for Private Industry Workers in the Pacific Census Division as published by U. S. Department of Labor, Bureau of Labor Statistics in the Detailed Report Series ID: CIU2010000002491

CPI = The twelve month percent change (from September of the prior year to September of the current year) in the Consumer Price Index for All Urban Consumers: Water and Sewer and trash collection services (CUUROOOSEHGOI) but not less than zero (0%).

{00646959; 1 }

{00614190; 1 }

Page 24



{00646959; 1 }

APPENDIX F- PROJECT VEIDCLES AND EQUIPMENT

The Project includes all vehicles, rolling stock, and other equipment as follows:

Year	Make	Model/Description	Equipment/Vehicle ID No.
		<u>li2T4x4 P1</u>	
1994	Ford	C-9000 sludge spreader	
XXXX	Kubota	R 420 wheel loader	


{00646959; 1 }

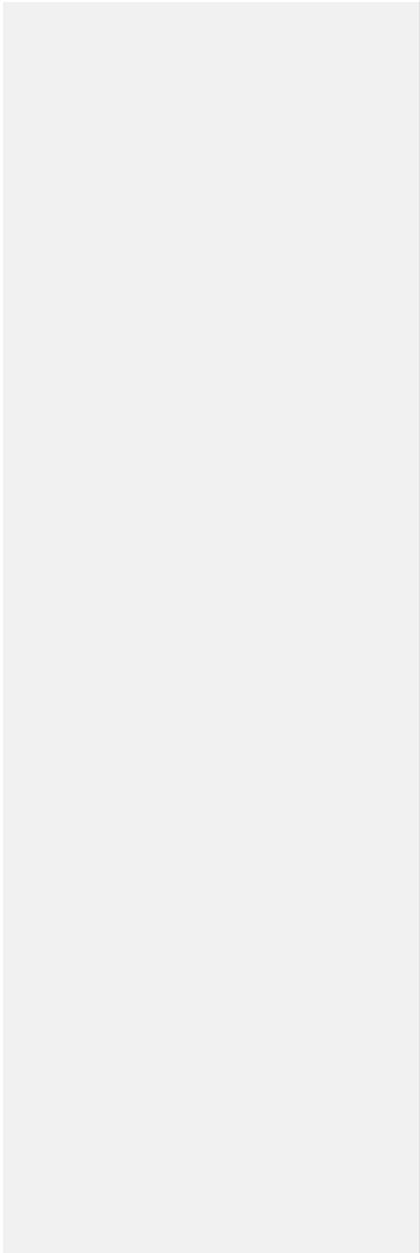


{00614190; 1 }

Page 25

{00646959; 1 }







**MINUTES**  
**City Council Work Session Meeting**  
**Tuesday, December 11, 2018 City Hall- Council Chambers, 39250**  
**Pioneer Blvd., Sandy, Oregon 97055 6:30 PM**

**COUNCIL PRESENT:** Jeremy Pietzold, Council President, John Hamblin, Councilor, Jan Lee, Councilor, Carl Exner, Councilor, and Jean Cubic, Councilor

**COUNCIL ABSENT:** Scott Horsfall, Councilor and Bill King, Mayor

**STAFF PRESENT:**

**MEDIA PRESENT:**

	Page
<b>1. Roll Call</b>	
<b>2. Presentation</b>	
2.1. Informational Meeting - Waste Water Treatment Plant Design Update	3 - 54
Staff Report - 0087	
Murraysmith a Portland firm that specializes in engineering design of transportation, water, wastewater and stormwater systems presented information to council on our current wastewater treatment plant and showed what can be done to improve and expand. See attached PDF presentation.	
Please note, the video only has audio as we had a power outage and we were unable to recover video.	
<a href="#">Sandy WSFP CityCouncil 2018.12.10</a>	
<b>3. Adjourn</b>	

\_\_\_\_\_  
Mayor, William King

---

City Recorder, Karey Milne

Draft

# City of Sandy Wastewater System Facilities Plan Workshop

December 11, 2018

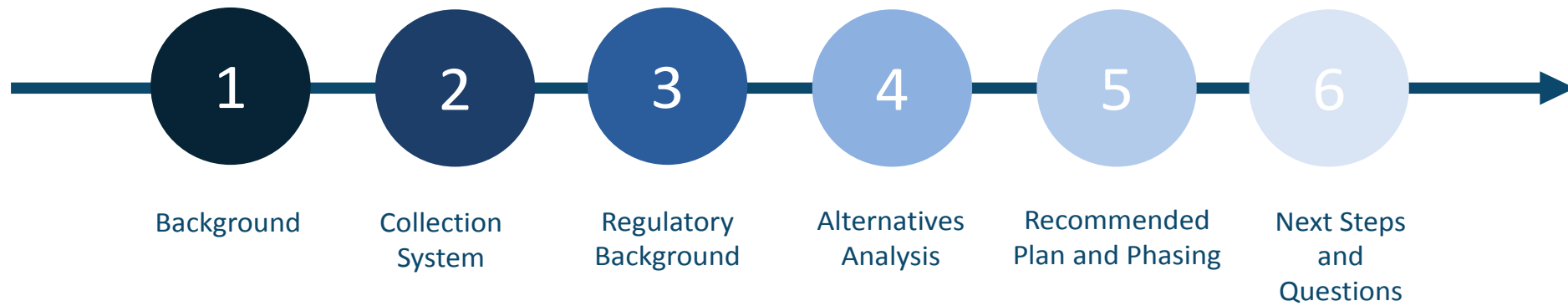
*murraysmith*



# Meeting Purpose

- Update City Council on the status of the plan
- Provide overview of the draft plan and recommendations
- Provide a schedule for finalizing the plan including public comment and plan adoption
- Provide a schedule for implementation of recommendations

# Agenda



# Sandy Wastewater System Background

- WWTP History
  - **1965** – WWTP original construction
  - **1993** – Last Wastewater System Facilities Plan (WSFP)
  - **1998** – Last WWTP Upgrades completed
- Sandy is one of the fastest growing communities in Clackamas County
- Need to update and implement WSFP to address deficiencies and provide for community growth



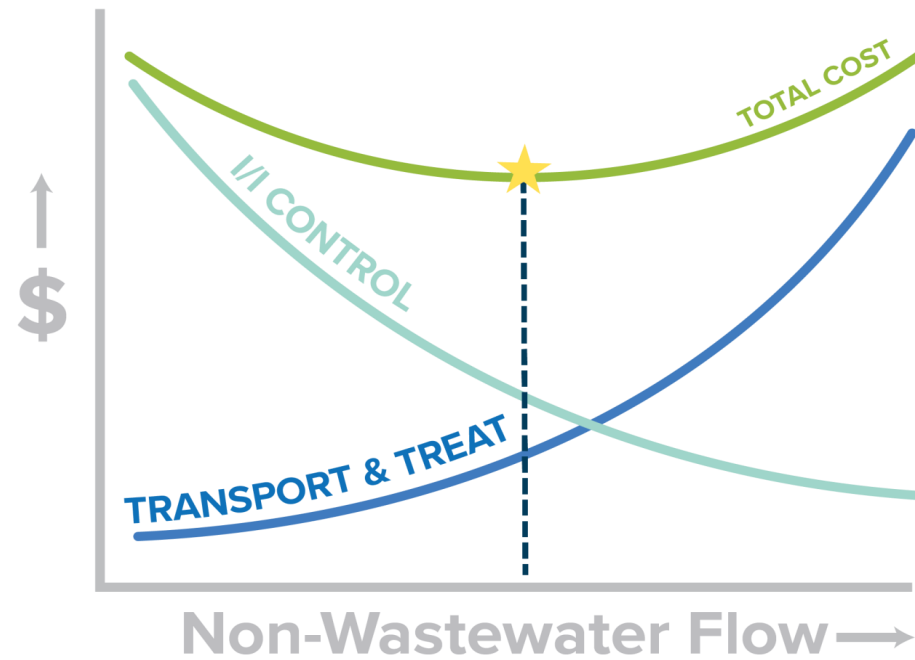
# Overview of Wastewater System



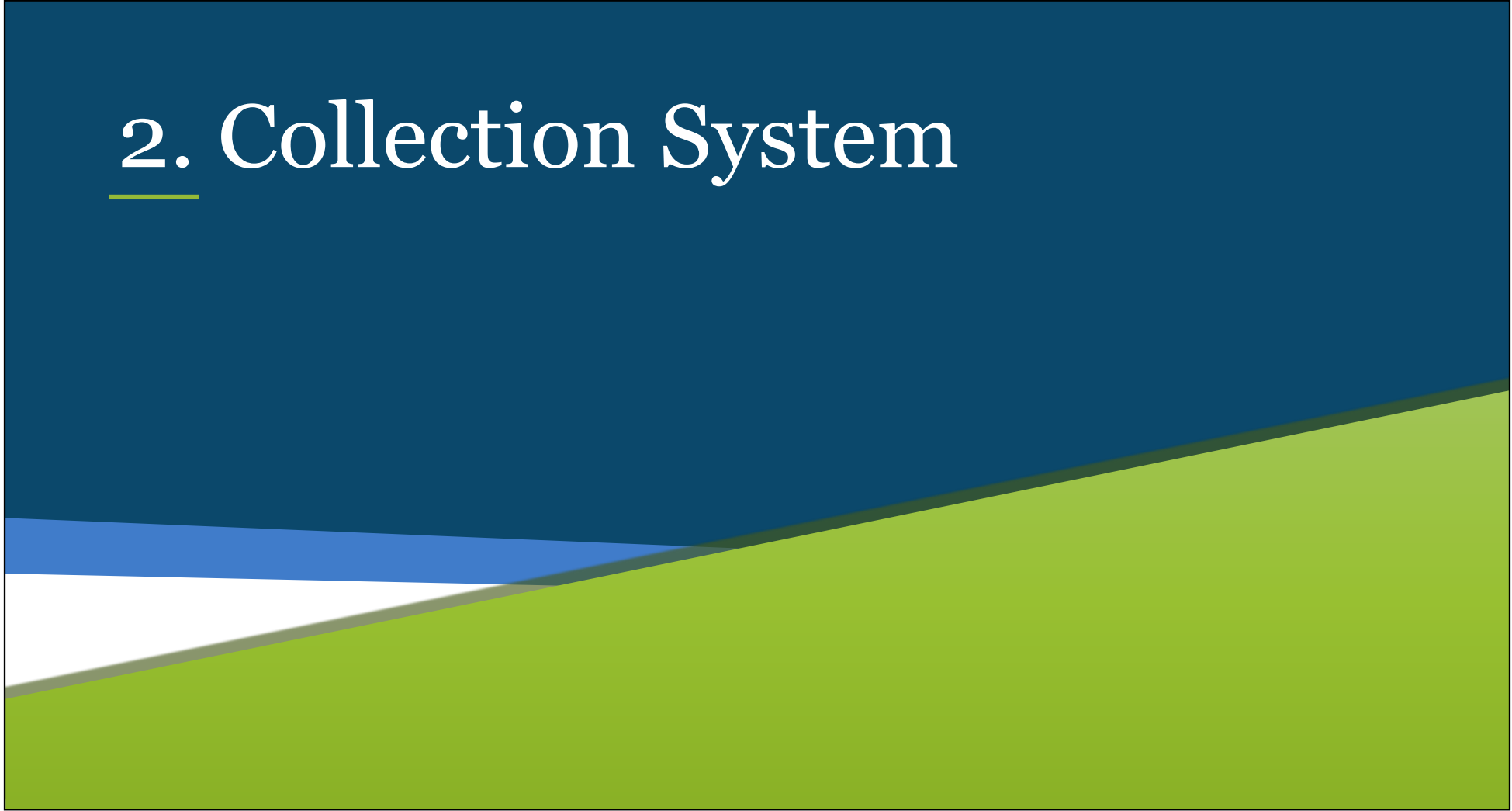
# Key Issues

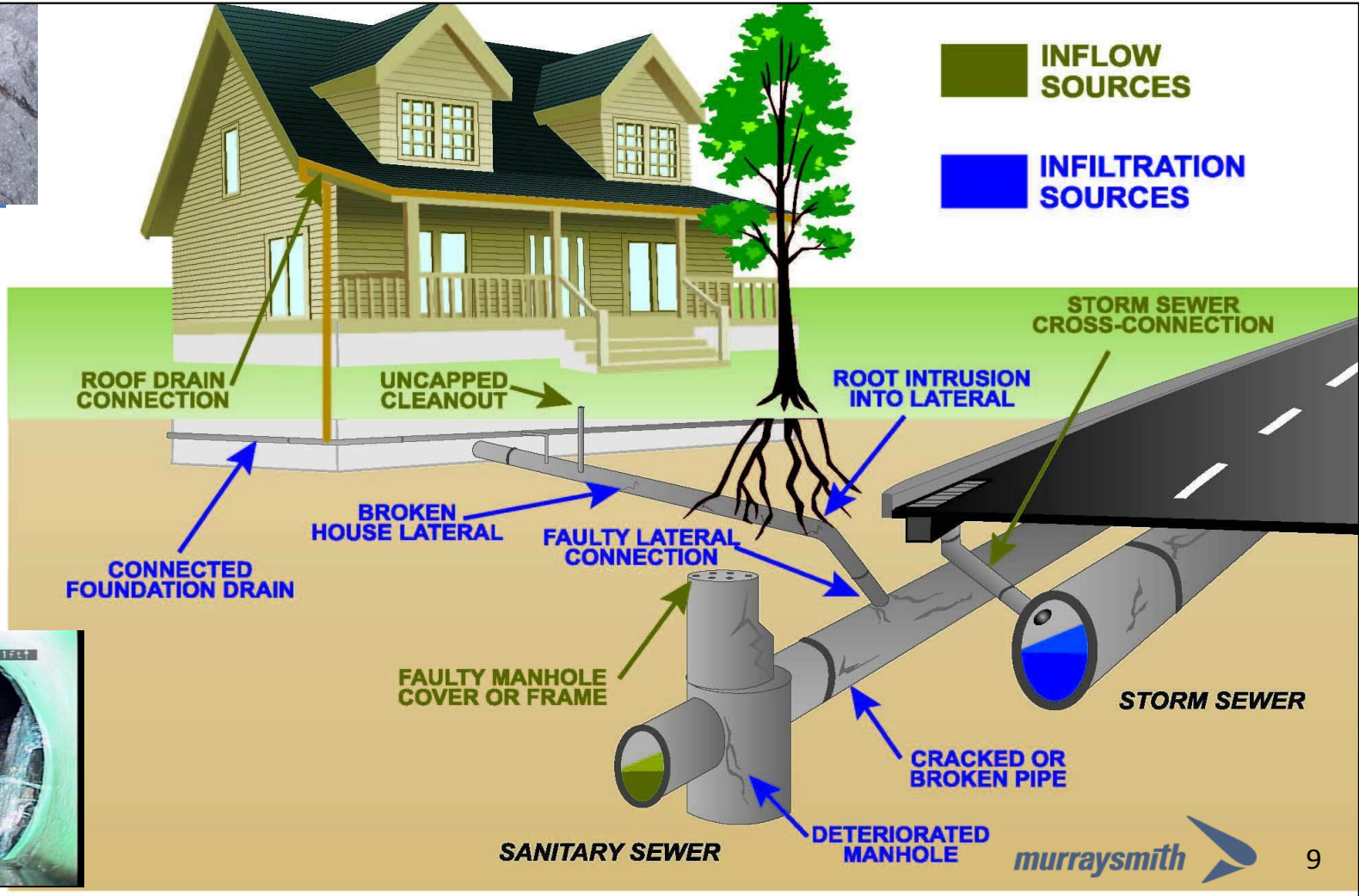
- High Inflow and Infiltration in the City's sanitary sewer collection system
- Existing Wastewater Treatment Plant (WWTP) has limited capacity and is located on a constrained site
- Limited discharge capacity in Tickle Creek
- City now under Mutual Agreement and Order (MAO)

# Balancing Collection System and Treatment Plant Investments

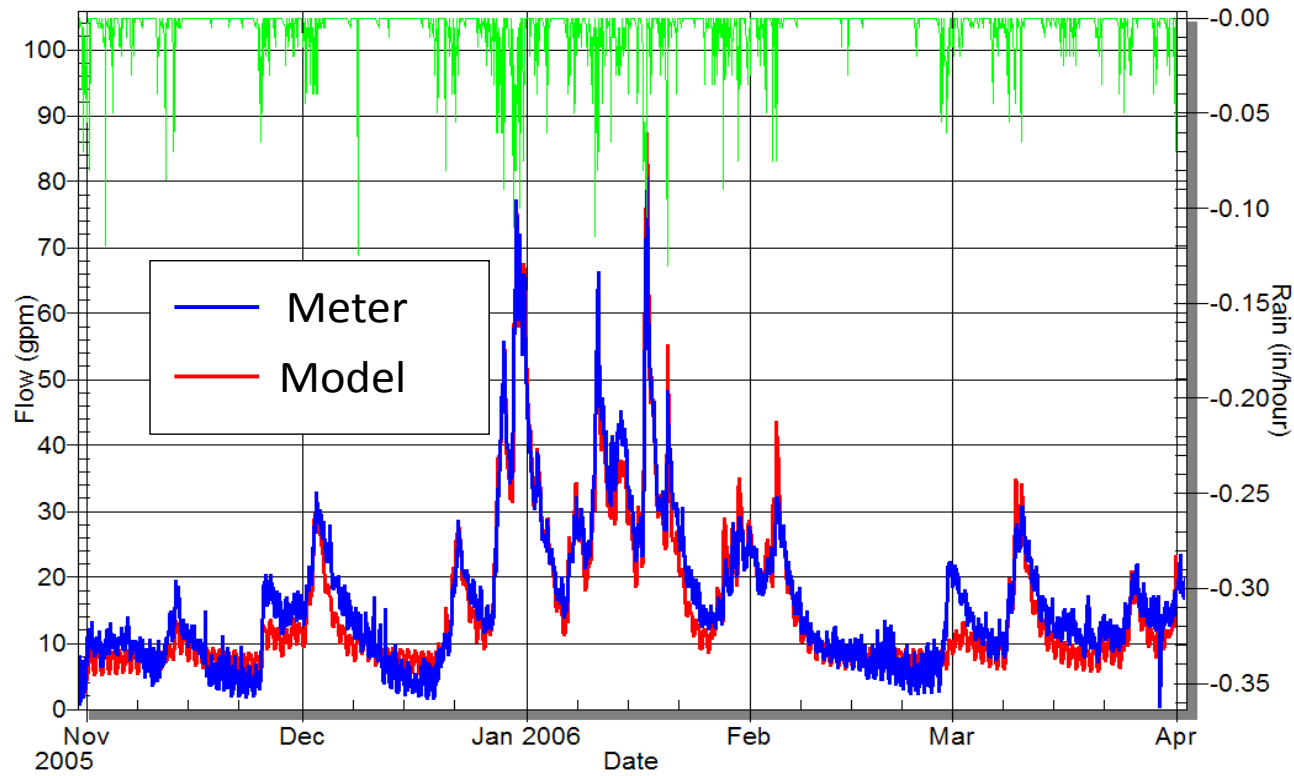


## 2. Collection System



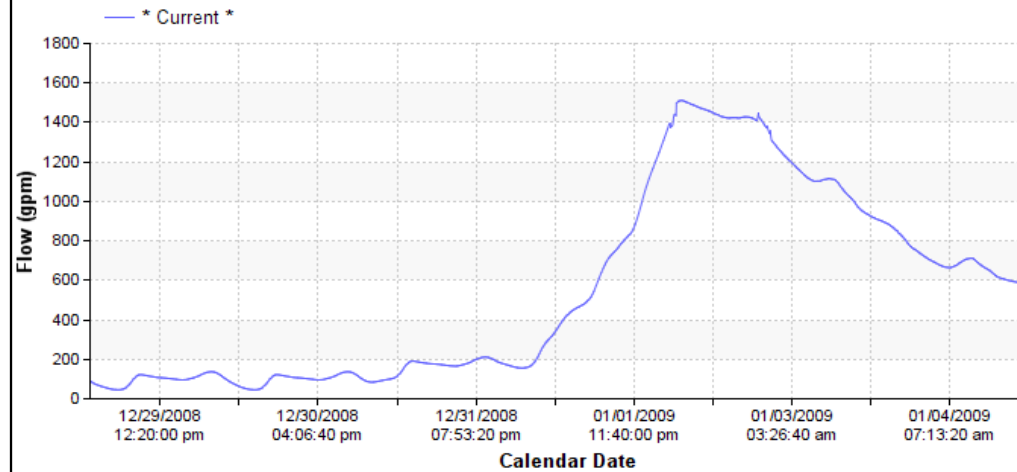


# Flow Monitoring and Modeling



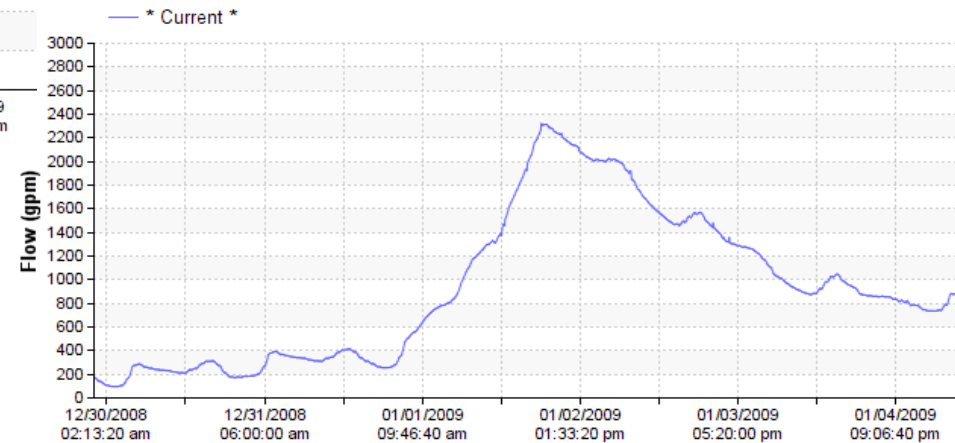
# Sandy Wet-Weather Response – Basin 8

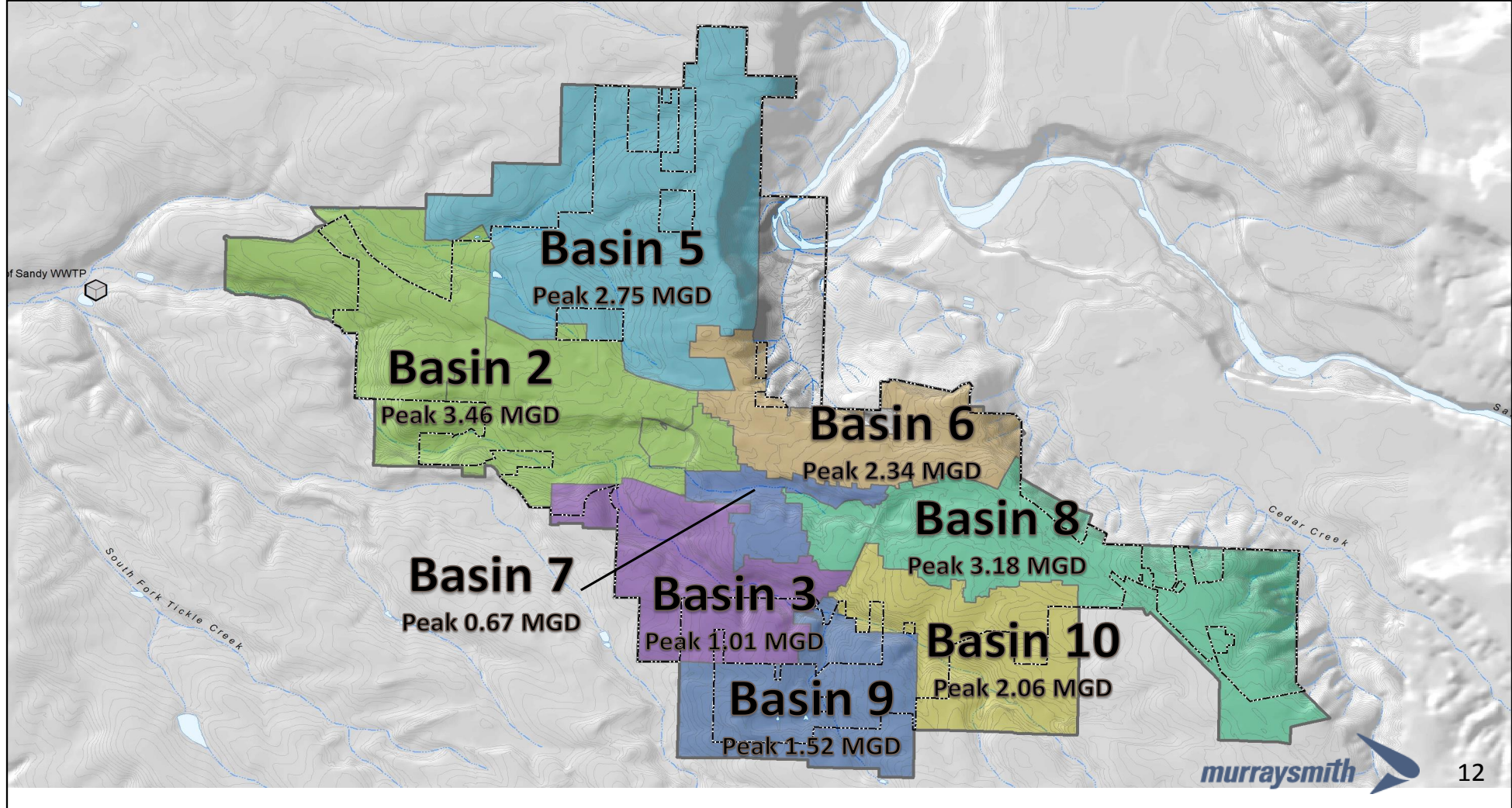
Conduit SSML0267



- 15:1 peaking factor
- Flows remain elevated

Conduit SSML0267





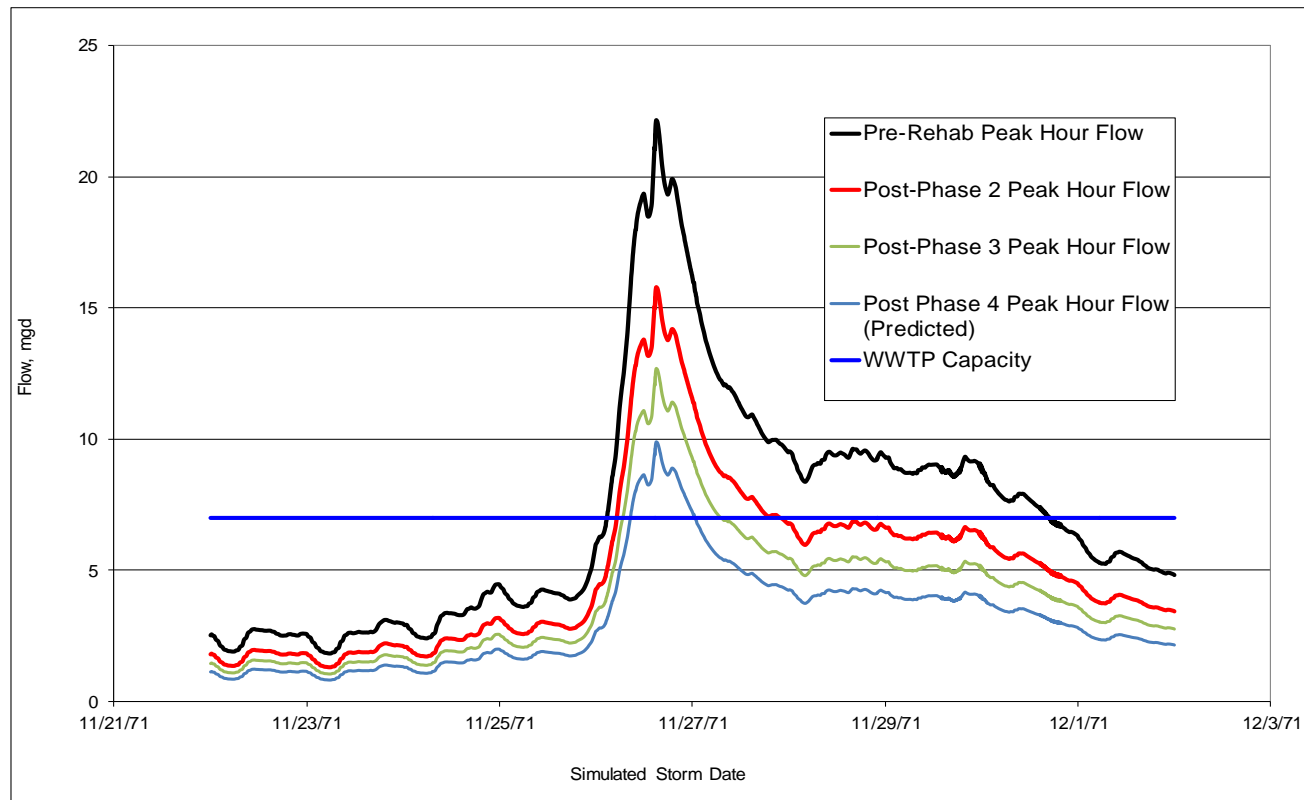


# Cost-effectiveness of Rehabilitation Strategies

Method	% Peak I/I Removal
Mains and Laterals	65 to 88%
Mains and ROW Laterals Only	40%
Mainlines Only	12 to 16%

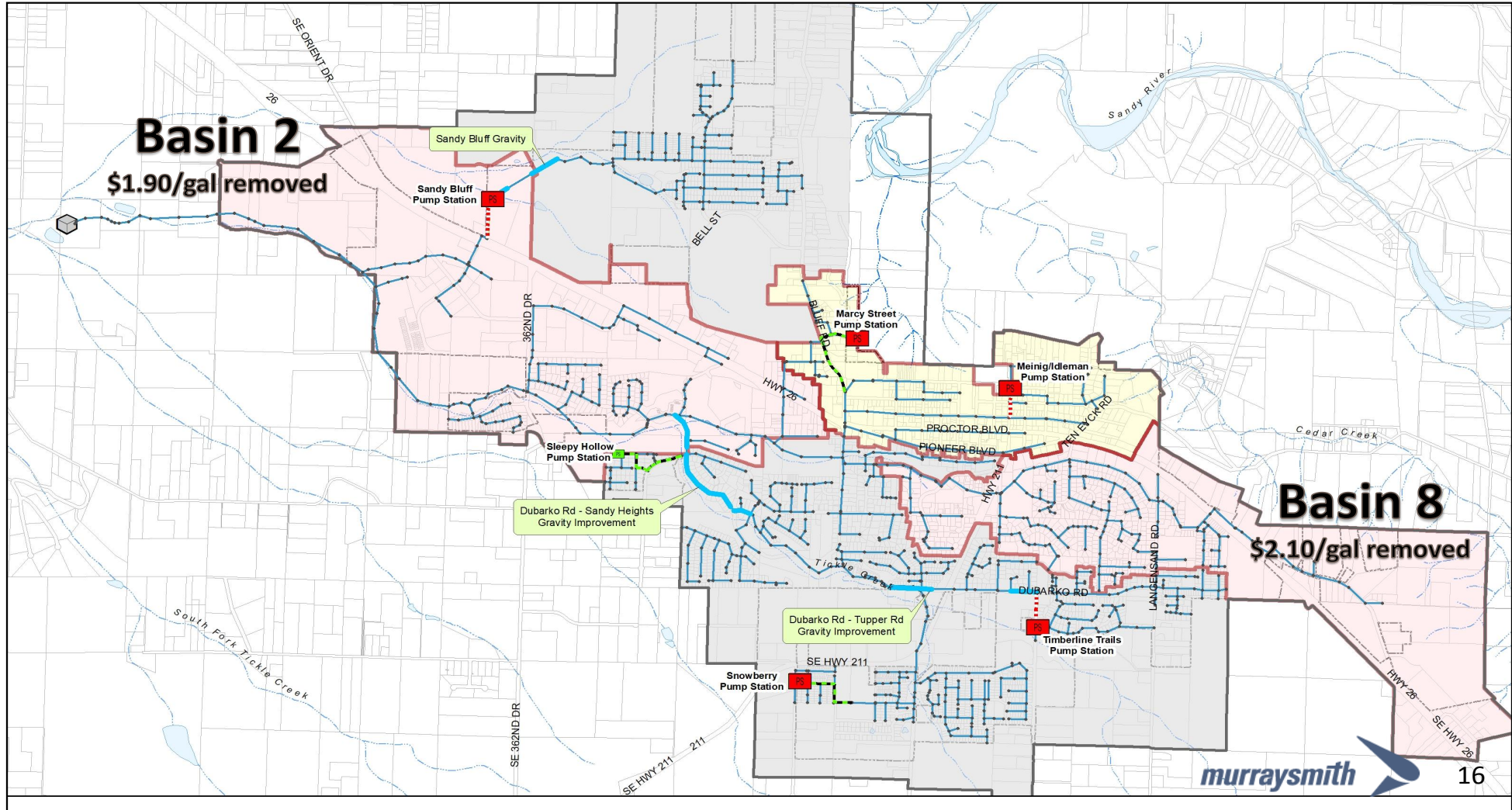
Method	\$/gallons removed
Mains and Laterals	0.41
Laterals Only	26.40
Mainlines Only	27.79

# Long-Term Commitment to Program (example: Sweet Home, Oregon)



## Initial Phases Generally Most Effective (example: Sweet Home, Oregon)

Phase	Cost	I/I reduction	\$/gallons removed
<b>1 and 2</b>	\$3.0M	6.4 mgd	<b>0.47</b>
<b>3</b>	\$3.1M	2.2 mgd	<b>1.41</b>
<b>4</b>	\$6.0M	2.1 mgd	<b>2.86</b>



# Next Steps

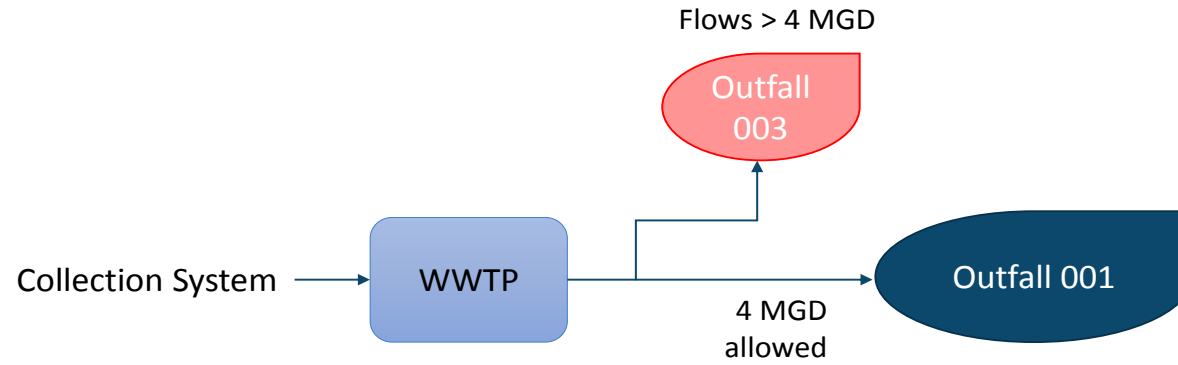
- Smoke Testing (City-wide)
- Remove Inflow Sources
- CCTV (Basins 2 and 8)
- Develop Private I/I Policy
- Flow Monitoring



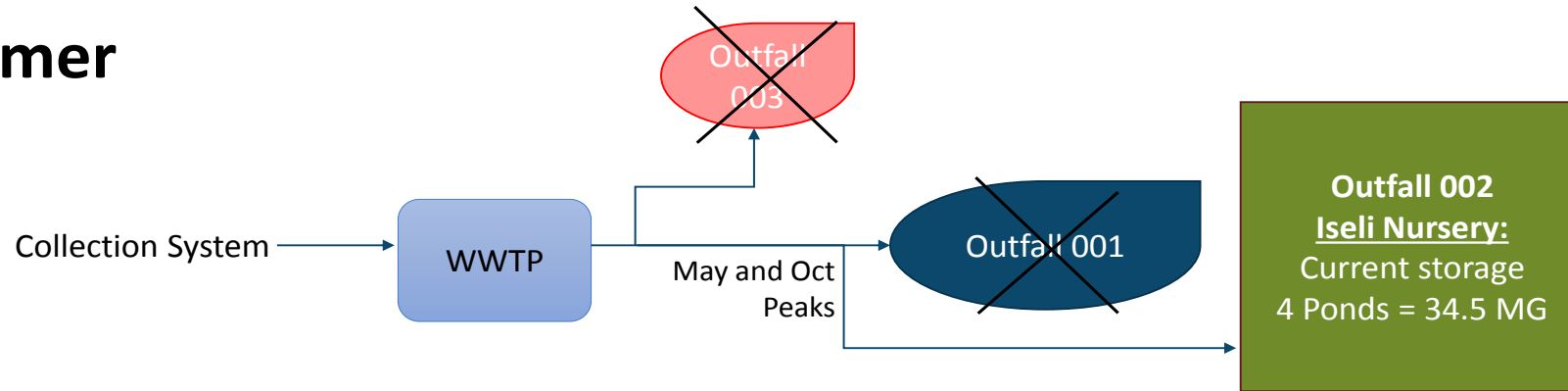
# 3. Regulatory Background



# Winter



# Summer



# Permitted Discharge Concentration and Mass Load Limits

Parameter	Average Effluent Concentrations		Monthly*	Weekly*	Daily*
	Monthly	Weekly	Average lb/day	Average lb/day	Maximum lbs
BOD <sub>5</sub>	10 mg/L	15 mg/L	125	187	250
TSS	10 mg/L	15 mg/L	125	187	250

- Tickle Creek discharge Nov-April Only
- Three Basin Rule (OAR 340-041-0350) does not allow mass load limits increase in the Clackamas River Sub-basin.
- Based on current mass loads, 2040 design effluent BOD and TSS concentrations ~ 3.5 mg/L (much less than permitted average effluent concentrations)

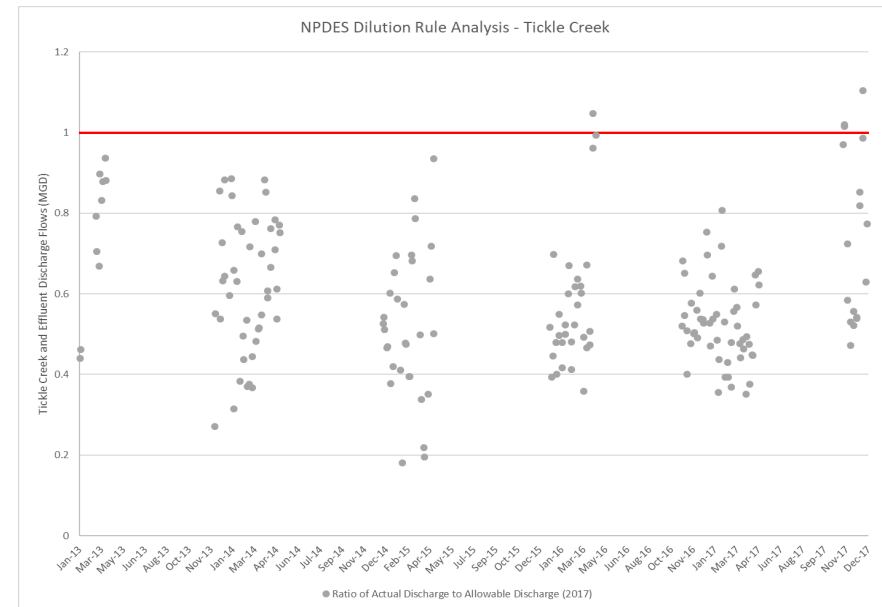


# Dilution Criteria Evaluation

Currently, exceeding Tickle Creek discharge limits based on NPDES dilution criteria

*Need more river flow!*

*Deep Creek Confluence Flow is estimated to be 2.3X Tickle Creek flow at current outfall.*

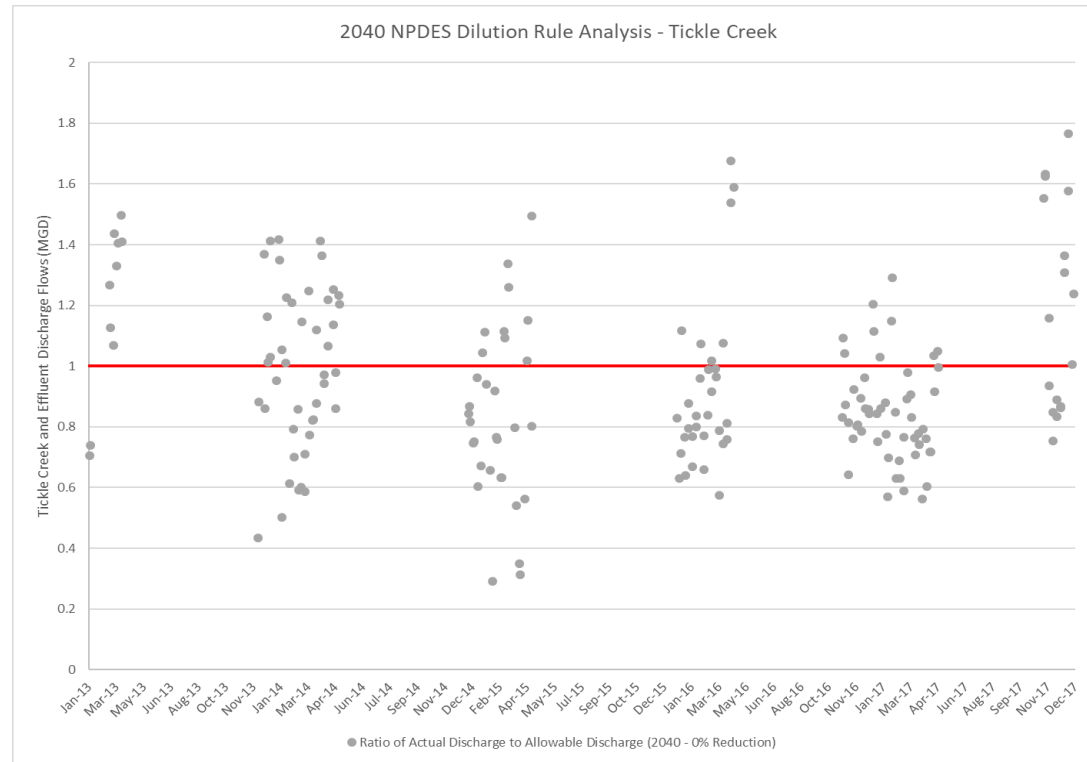


**Dilution =  $(Q_s + Q_e)/Q_e \geq 10$** , where

$Q_s$  = Tickle Creek flow measured at gauge, per Schedule B, 1.e (Note7).

$Q_e$  = Effluent flow measured, per Schedule B, 1.b.

# Projected 2040 Dilution Rule Exceedances



# Summer Storage Requirements

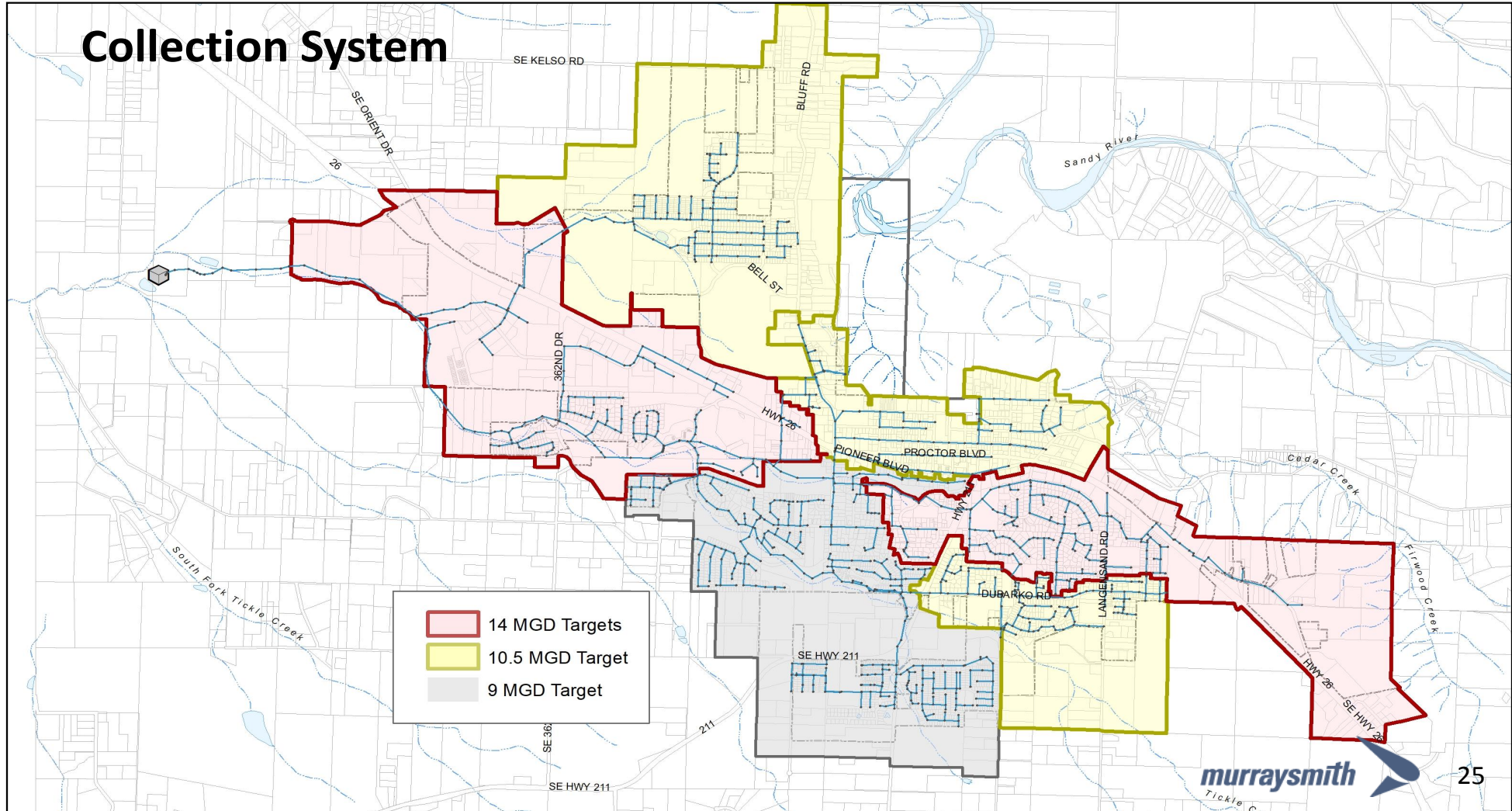
- For the potted plants, Iseli irrigates when dry soils are observed.
- Limited irrigated in shoulder months (May & Oct).
- Issues of having available storage capacity during wet months.
- Need more pond volume to continue current summer season irrigation.



# 4. Alternatives



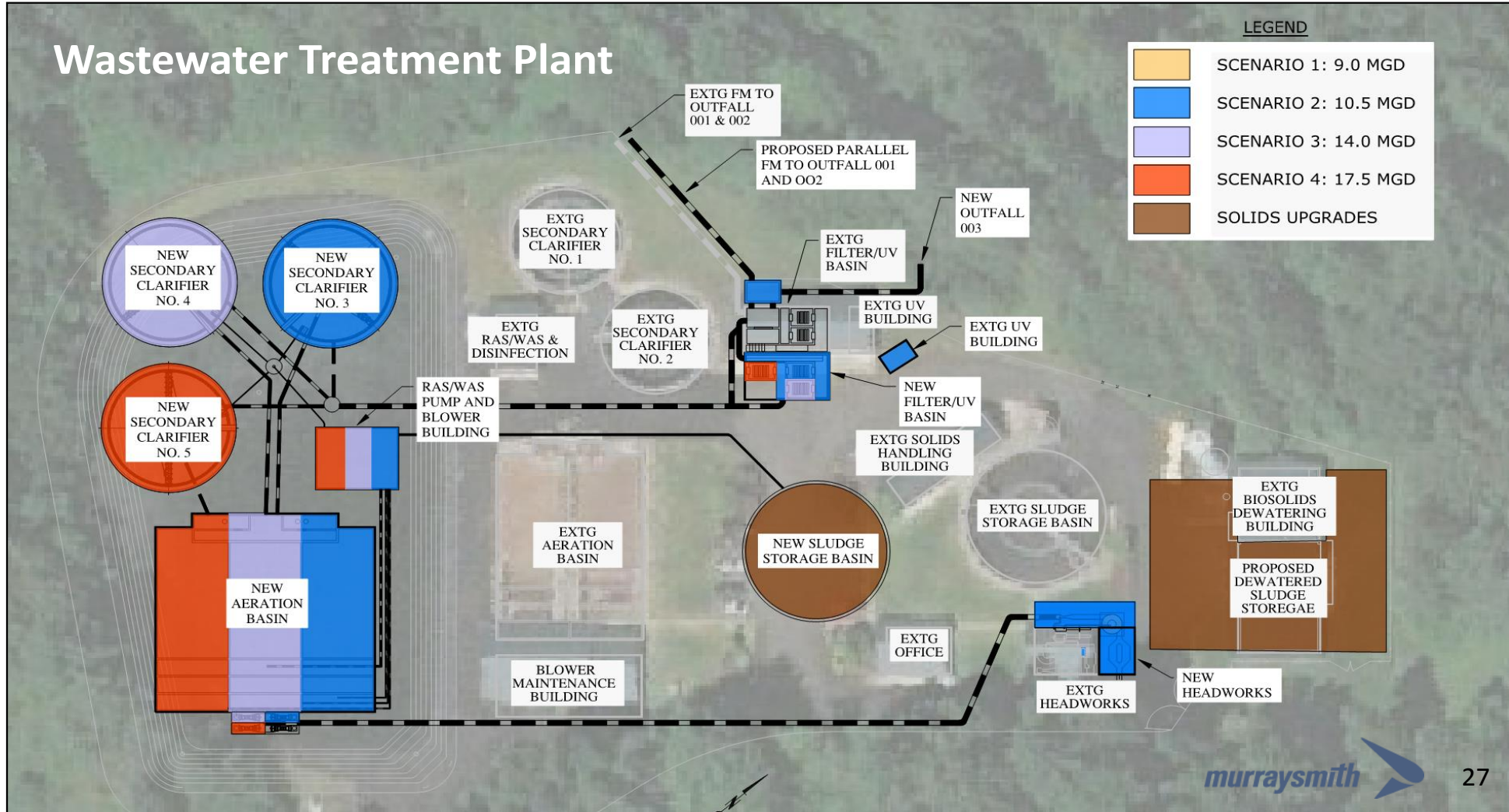
# Collection System



# Summary of Costs for Collection System for Peak Flow Scenarios

Item	9.0 MGD	10.5 MGD	14.0 MGD	17.5 MGD
Collection System Rehabilitation	\$31.7 M	\$17.9 M	\$6.2 M	\$0 M
Conveyance and Pump Station Upgrades	\$3.8 M	\$5.4 M	\$10 M	\$11.9 M
<b>Total</b>	<b>\$35.5 M</b>	<b>\$23.4 M</b>	<b>\$16.2 M</b>	<b>\$11.9 M</b>

# Wastewater Treatment Plant

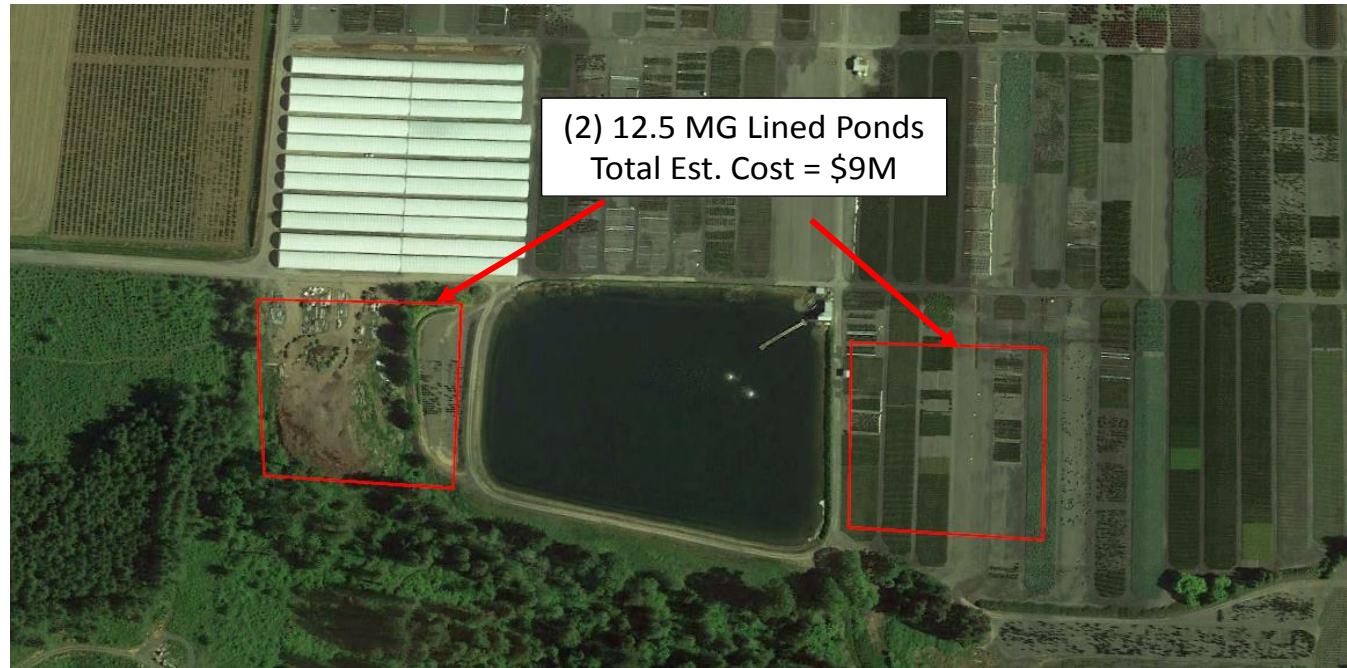


# Summary of Costs for WWTP Upgrades for Peak Flow Scenarios

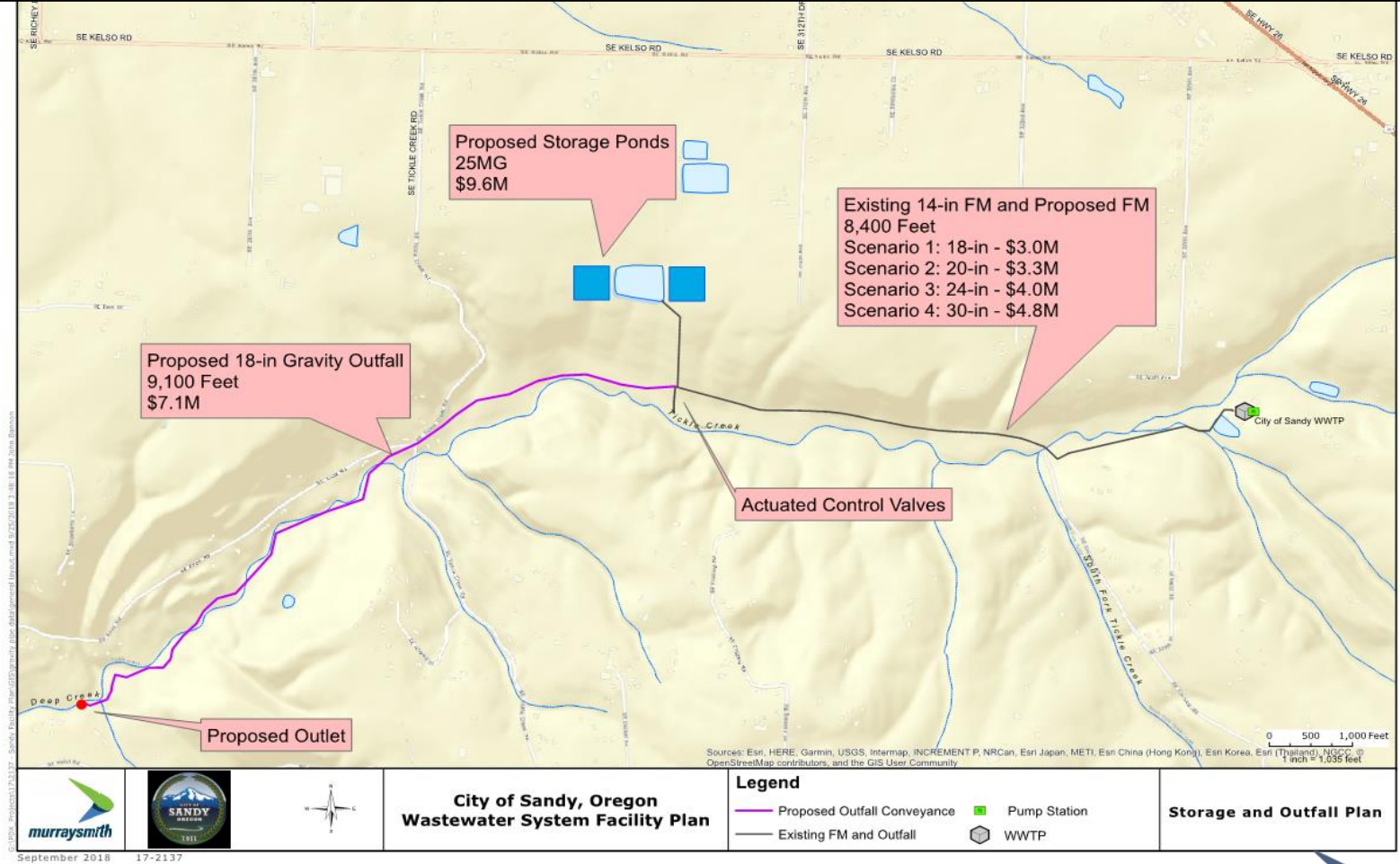
Item	9.0 MGD	10.5 MGD	14.0 MGD	17.5 MGD
Liquid Stream Upgrades	\$ 9.24 M	\$ 12.38 M	\$ 17.45 M	\$ 24.11 M
Solids Stream Upgrades	\$ 6.93 M	\$ 6.93 M	\$ 7.62 M	\$ 7.62 M
<b>Total</b>	<b>\$ 16.17 M</b>	<b>\$ 19.31 M</b>	<b>\$ 25.07 M</b>	<b>\$ 31.73 M</b>



# Proposed Storage Ponds Location



# Proposed Outfall Location



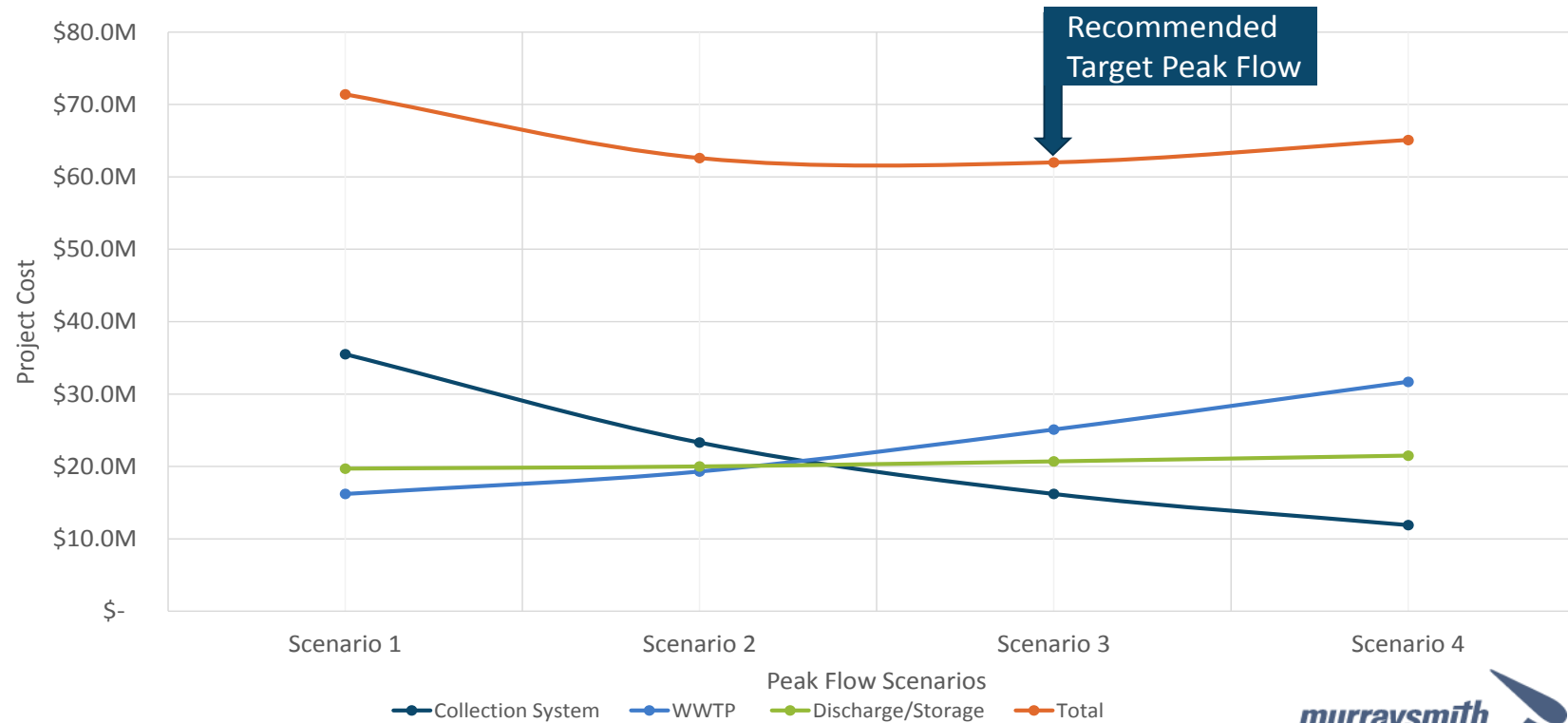
			<p align="center"><b>City of Sandy, Oregon Wastewater System Facility Plan</b></p>	<p><b>Legend</b></p> <ul style="list-style-type: none"> <li>Proposed Outfall Conveyance</li> <li>Existing FM and Outfall</li> <li>Pump Station</li> <li>WWTP</li> </ul>	<p align="center"><b>Storage and Outfall Plan</b></p>
--	--	--	--	---	---



# Combined Summary of Costs

Item	9.0 MGD	10.5 MGD	14.0 MGD	17.5 MGD
Collection System Upgrades	\$35.5M	\$23.3M	\$16.2M	\$11.9M
WWTP Upgrades	\$16.2M	\$19.3M	\$25.1M	\$31.7M
Storage/Discharge Upgrades	\$19.7M	\$20M	\$20.7M	\$21.5M
Total	<b>\$71.4M</b>	<b>\$62.6M</b>	<b>\$62.0M</b>	<b>\$65.1M</b>

# Combined Treatment and RDII upgrades Costs



# 5. Recommended Plan and Phasing

- Treatment system
- Collection system
- Discharge scenarios



# So... Looking to the Sandy River

- 1993 WSFP evaluated four discharge alternatives
  1. Tickle Creek/Iseli Nursery
  2. Sandy River
  3. Clackamas River
  4. Export to Gresham
- Sandy River discharge was a close second in their evaluation

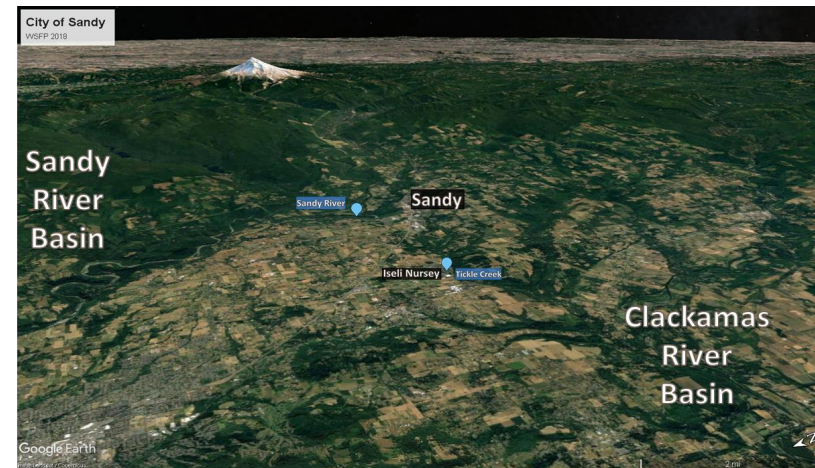


Image Source: Google Earth Pro

# Considered Four Sandy River Discharge Alternatives

- **Alternative A** – Existing WWTP site with existing process approach and effluent pump station to the Sandy River
- **Alternative B** – Existing WWTP site with partial MBR conversion and effluent pump station to the Sandy River
- **Alternative C** – Existing WWTP site with primary clarifiers, anaerobic digestion, and effluent pump station to the Sandy River
- **Alternative D** – Existing WWTP site with primary clarifiers and anaerobic digestion. Satellite MBR WW Facility

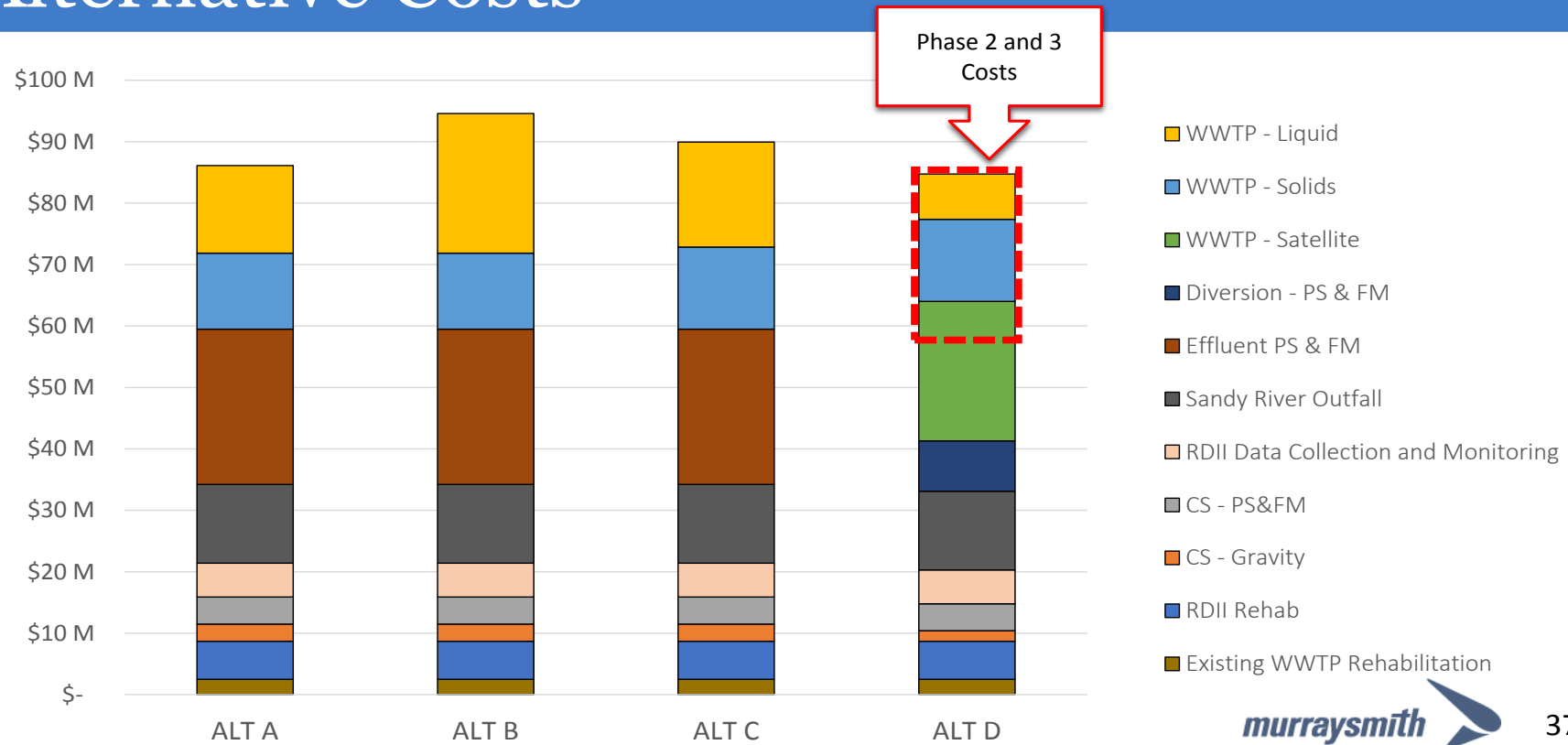
# Considered Four Sandy River Discharge Alternatives

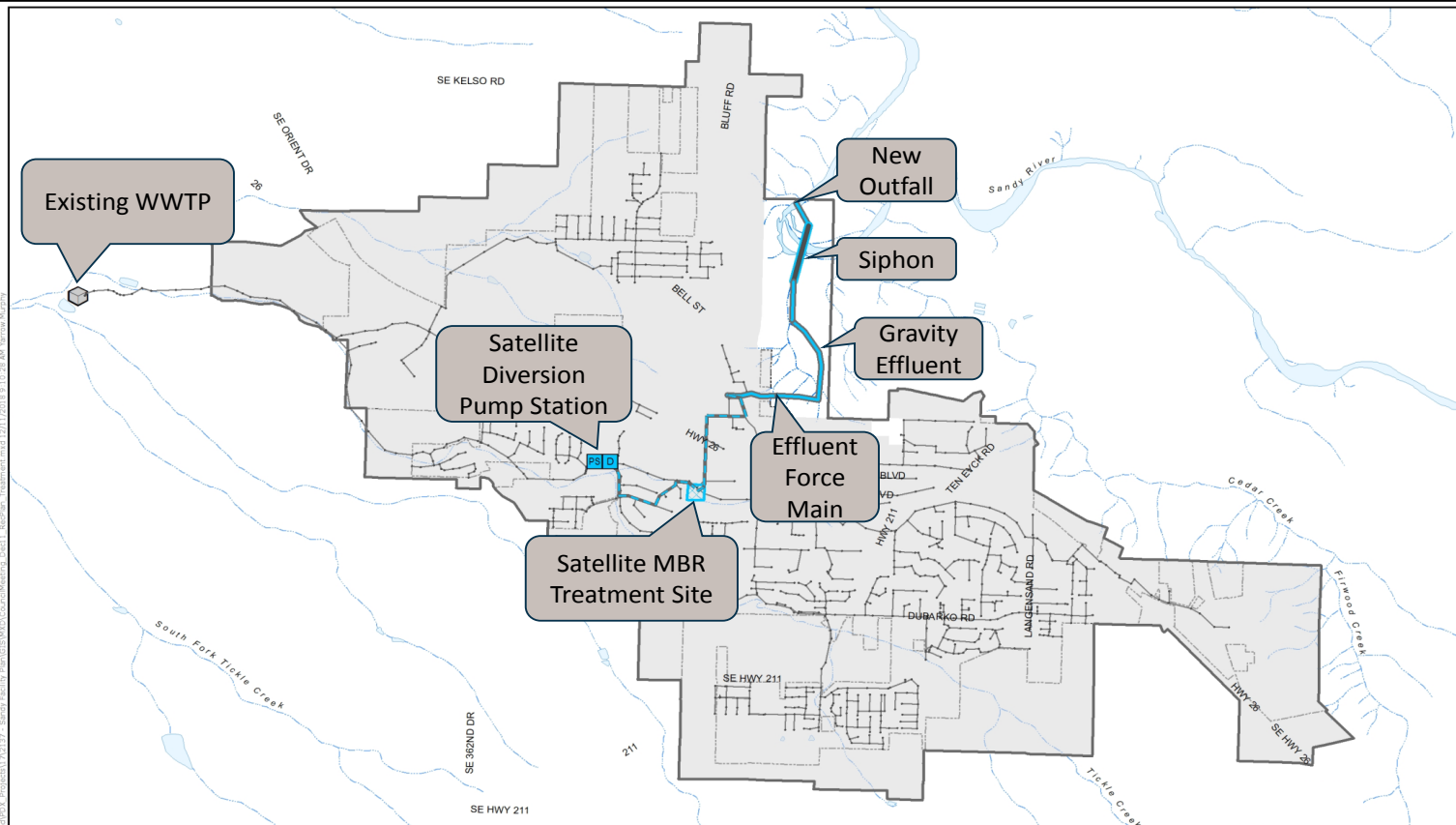
- **Alternative A** – Existing WWTP site with existing process approach and effluent pump station to the Sandy River
- **Alternative B** – Existing WWTP site with partial MBR conversion and effluent pump station to the Sandy River
- **Alternative C** – Existing WWTP site with primary clarifiers, anaerobic digestion, and effluent pump station to the Sandy River
- **Alternative D** – Existing WWTP site with primary clarifiers and anaerobic digestion. Satellite MBR WW Facility

**ALL INVOLVE PUMPING TO SANDY RIVER  
FROM EXISTING WWTP**



# Summary of Sandy River Discharge Alternative Costs





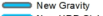










**City of Sandy, Oregon**  
**Wastewater System Facility Plan**

 UGB
   
**Effluent Improvements**

-  New Force Main
-  New Gravity
-  New HDD Siphon
-  Satellite MBR
-  Pump Station

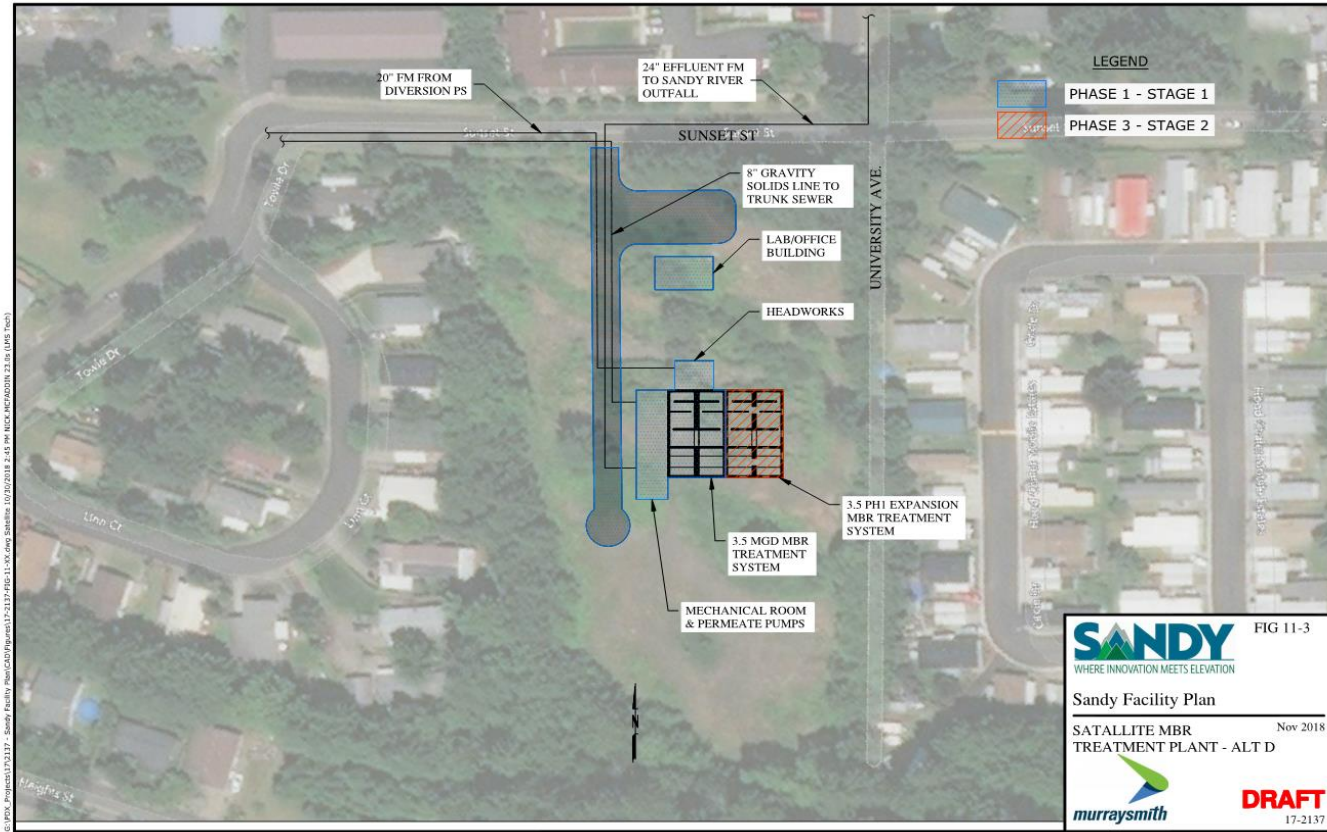
**Diversion**

-  Diversion

**Figure**  
**Collection System**  
**Improvements**  
**Alternative D**



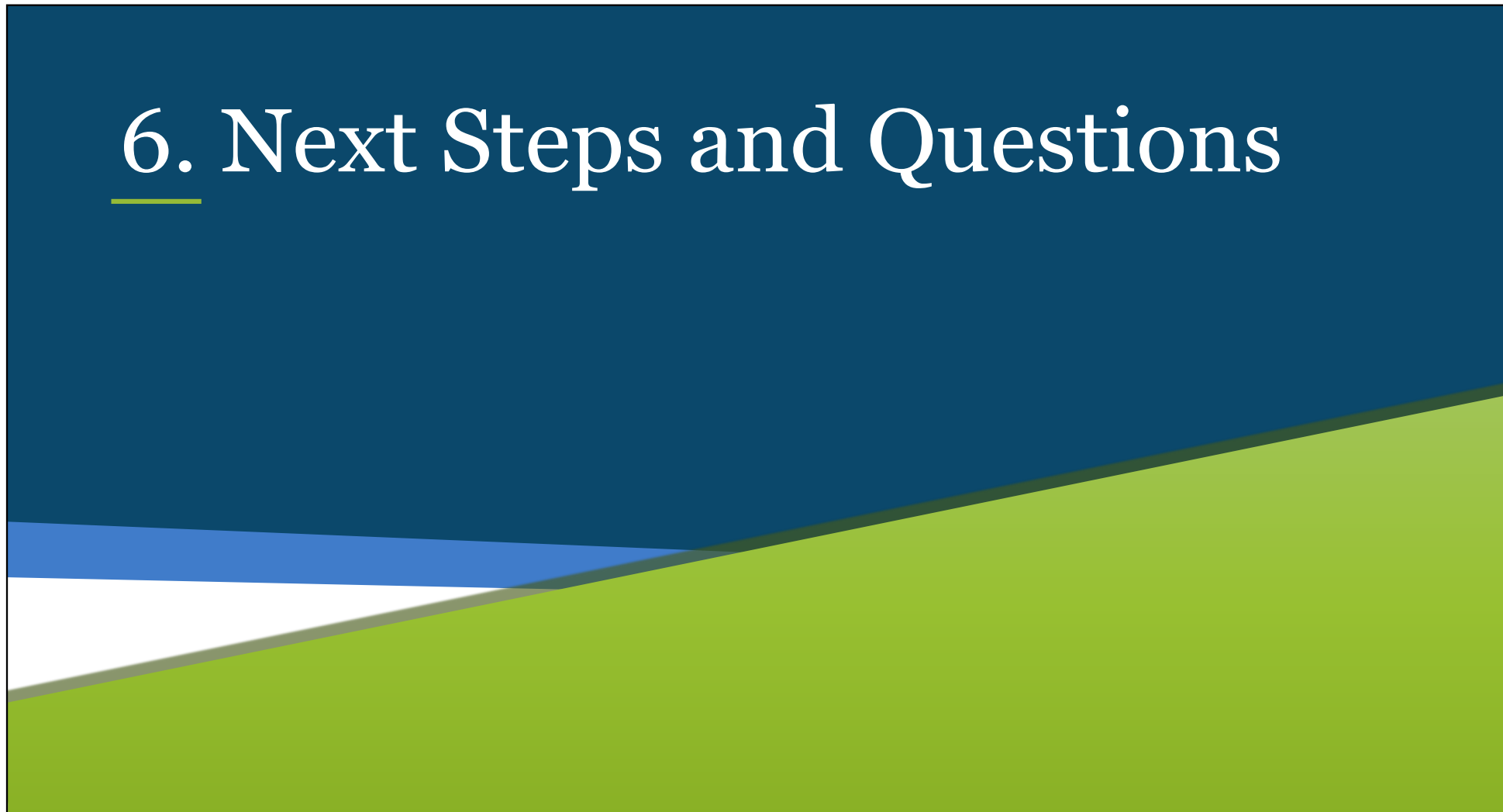
# Alternative D – Satellite Facility



# Phased Implementation Plan

Phase 3 Wastewater CIP	Phase 1 (2018-2025)	Phase 2 (2025-2032)	Phase 3 (2032-2040)	Beyond 2040
Collection System Capacity Upgrades	\$ 4.30 M	\$ 0.90 M	\$ 0.9 M	-
Collection System RDII Reduction Program	\$ 8.34 M	\$ 1.60 M	\$ 1.80 M	\$ 12.00 M
Existing WWTP Improvements	\$ 2.50 M	\$ 19.80 M	\$ 1.40 M	-
Eastside Satellite Treatment Facility	\$ 19.20 M		\$ 3.50 M	-
Diversion Pump Station	\$ 7.20 M			
Force main to Sandy Outfall	\$ 1.00 M			
Sandy River Outfall	\$ 12.80 M			
Iseli Pump Station Upgrades/ Effluent Pump Station & Force Main to Sandy River	\$ 1.40 M			\$ 25.30 M
<b>Total</b>	<b>\$ 56.74 M</b>	<b>\$ 22.30 M</b>	<b>\$ 7.60 M</b>	<b>\$ 37.30 M</b>

# 6. Next Steps and Questions



# WSFP Implementation Schedule

- January 16, 2019 – Incorporate DEQ comments into Draft Facilities Plan and re-submit
- January 18, 2019 – make Draft available to the public and solicit comments
- February 1, 2019 – DEQ submits comments on updated Draft Facilities Plan
- February 4, 2019 or February 19, 2019 – potential dates for public hearing
- Date for close of comment period (TBD)
- March 3, 2019 – Incorporate public comments and resubmit to DEQ
- March 18, 2019 – DEQ must provide provisional approval or approval of Facilities Plan
- Beyond March 2019 – Implement Recommended Plan adopted by City Council

# Questions

## A. – Existing WWTP site with existing process approach and effluent pump station to the Sandy River

- Upgrade existing treatment plant with existing processes
- Rehab 2 basins
- New effluent pump station to Sandy River Outfall

Item	Cost
WWTP Upgrades	\$30.5M
Collection System Upgrades	\$13.4M
Effluent Infrastructure	\$38.1M
<b>Total</b>	<b>\$82.0M</b>



## B. – Existing WWTP site with partial MBR conversion and effluent pump station to the Sandy River

- Upgrade existing treatment plant with advanced treatment technology
- Rehab 2 basins
- New effluent pump station to Sandy River Outfall

Item	Cost
WWTP Upgrades	\$39.0M
Collection System Upgrades	\$13.4M
Effluent Infrastructure	\$38.1M
<b>Total</b>	<b>\$90.5M</b>

## C. – Existing WWTP site with primary clarifiers, anaerobic digestion, and effluent pump station to the Sandy River

- Upgrade existing treatment plant and improve solids handling
- Rehab 2 basins
- New effluent pump station to Sandy River Outfall

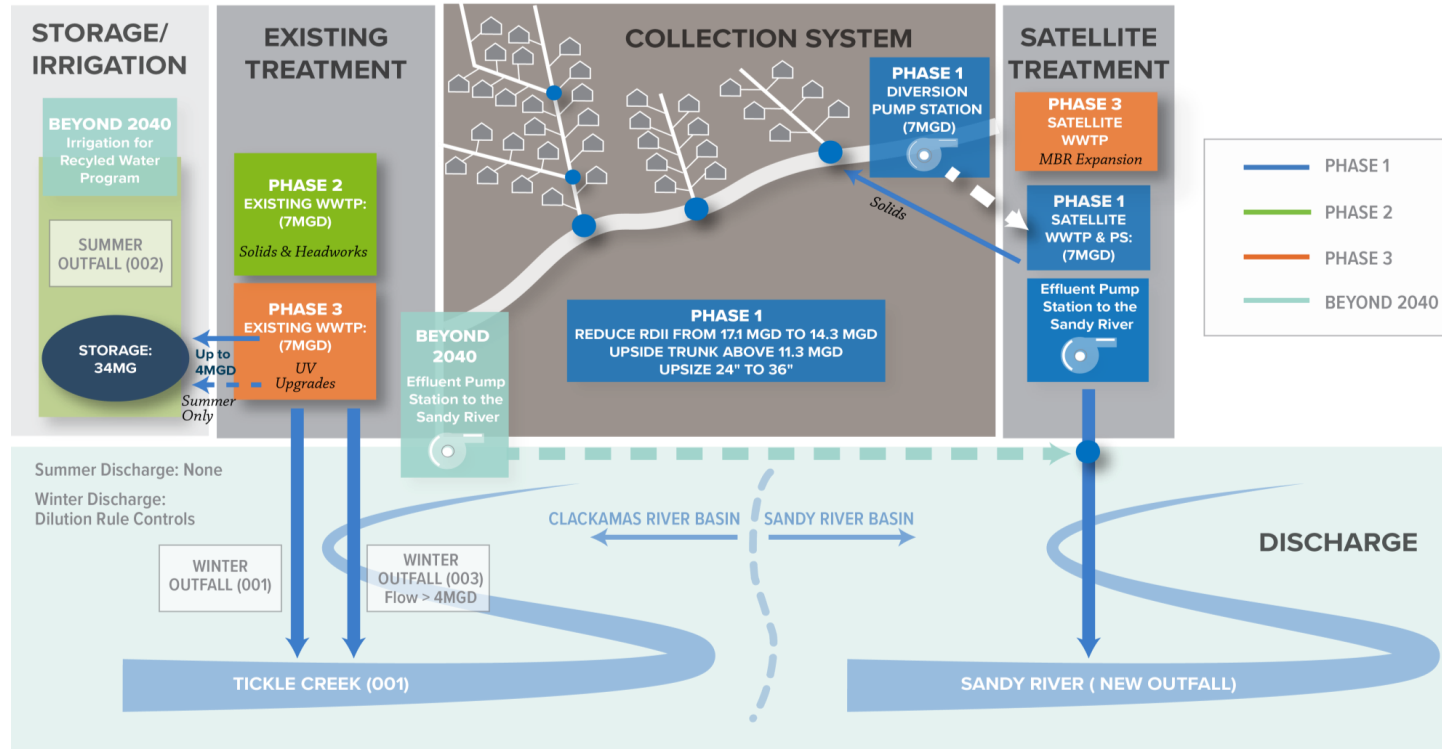
Item	Cost
WWTP Upgrades	\$34.3M
Collection System Upgrades	\$13.4M
Effluent Infrastructure	\$38.1M
<b>Total</b>	<b>\$85.8M</b>

## D. – Existing WWTP site with primary clarifiers and anaerobic digestion. Satellite MBR WWR

- Split treatment with Existing WWTP and New Eastside satellite treatment facility construction
- Rehab 2 basin
- Satellite treatment facility effluent pump station and New Sandy River Outfall

Item	Cost
WWTP Upgrades	\$47.3M
Collection System Upgrades	\$12.3M
Effluent Infrastructure	\$21.0M
<b>Total</b>	<b>\$80.6M</b>

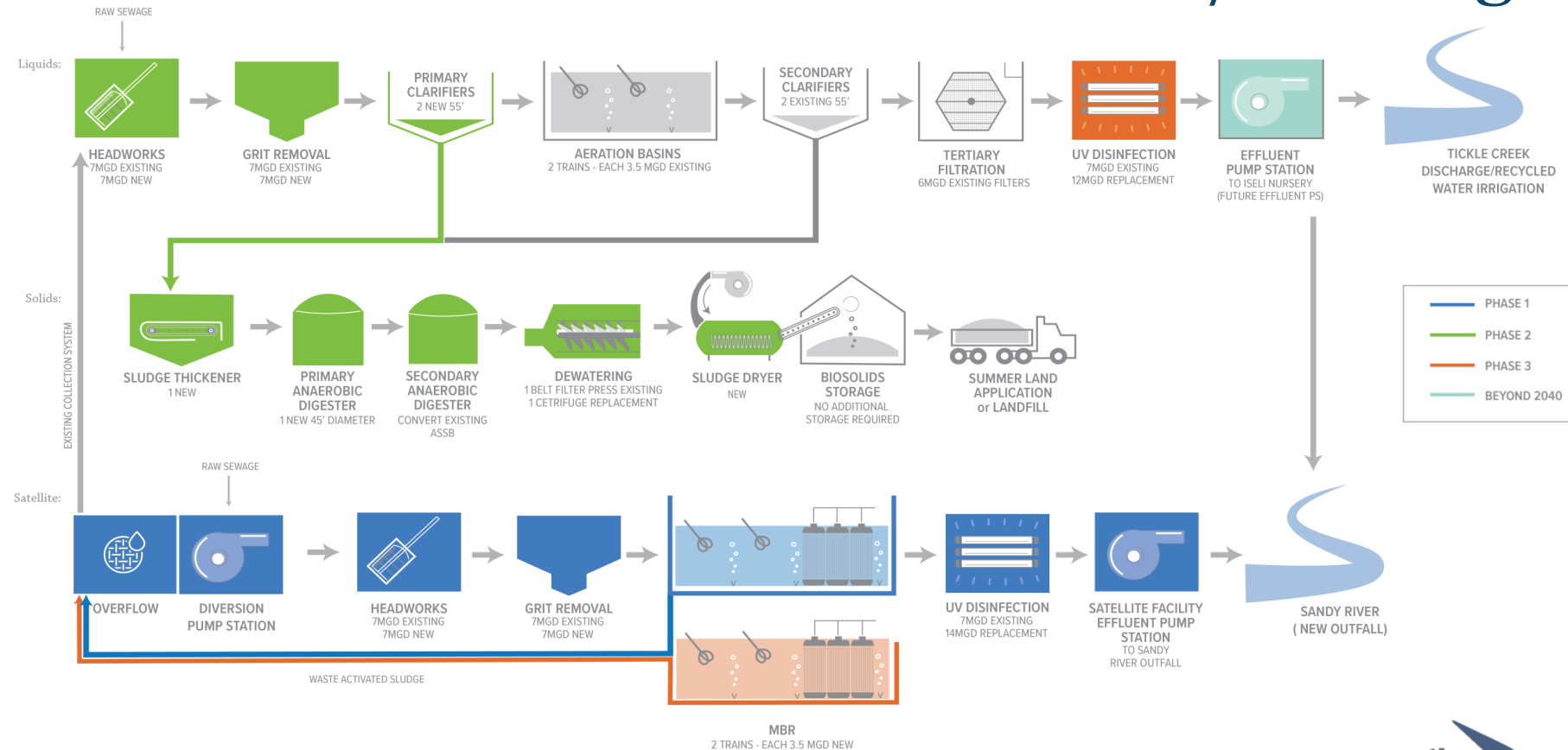
# Overview of Recommended Improvements

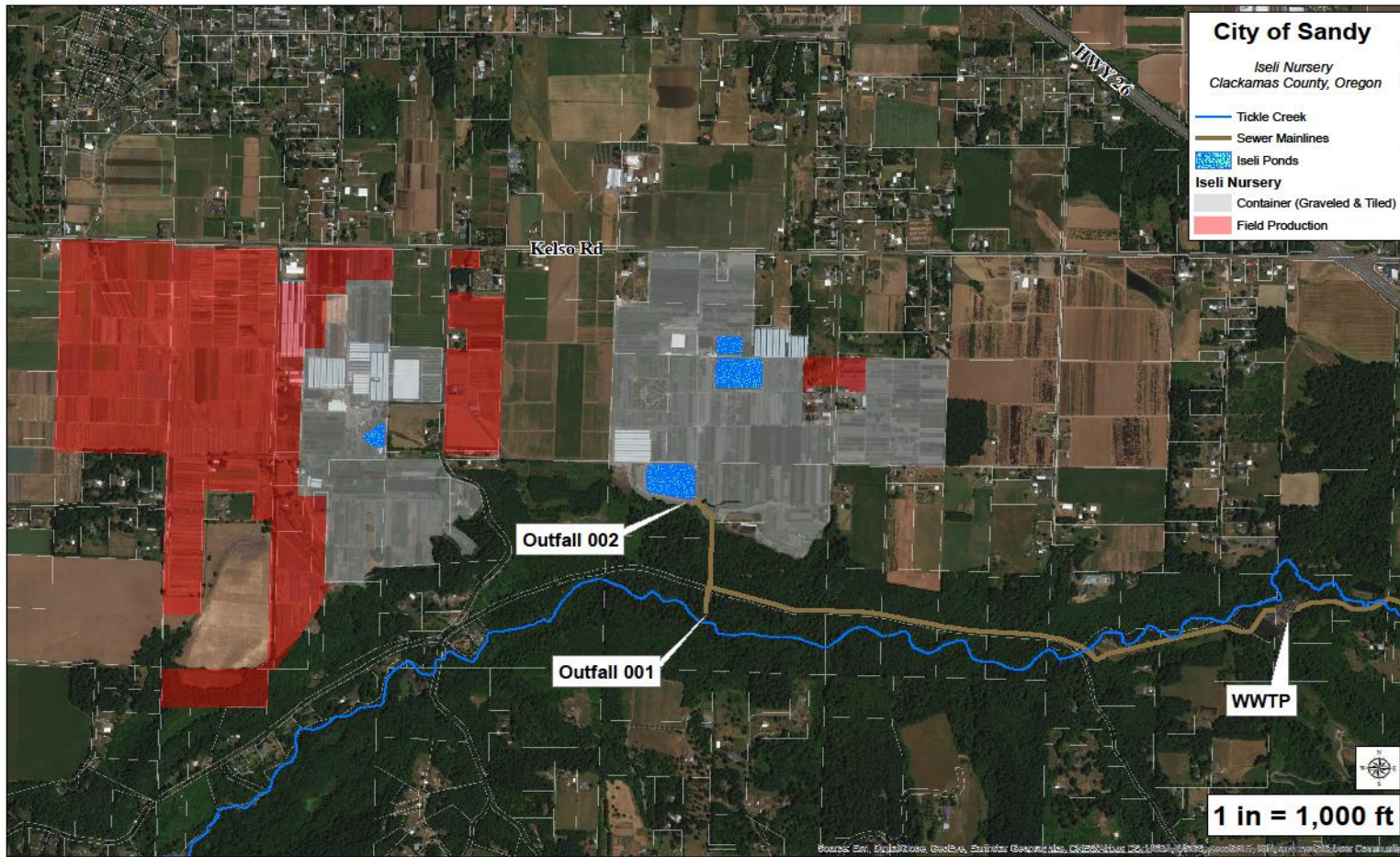


**THE PLAN PROVIDES FOR:**

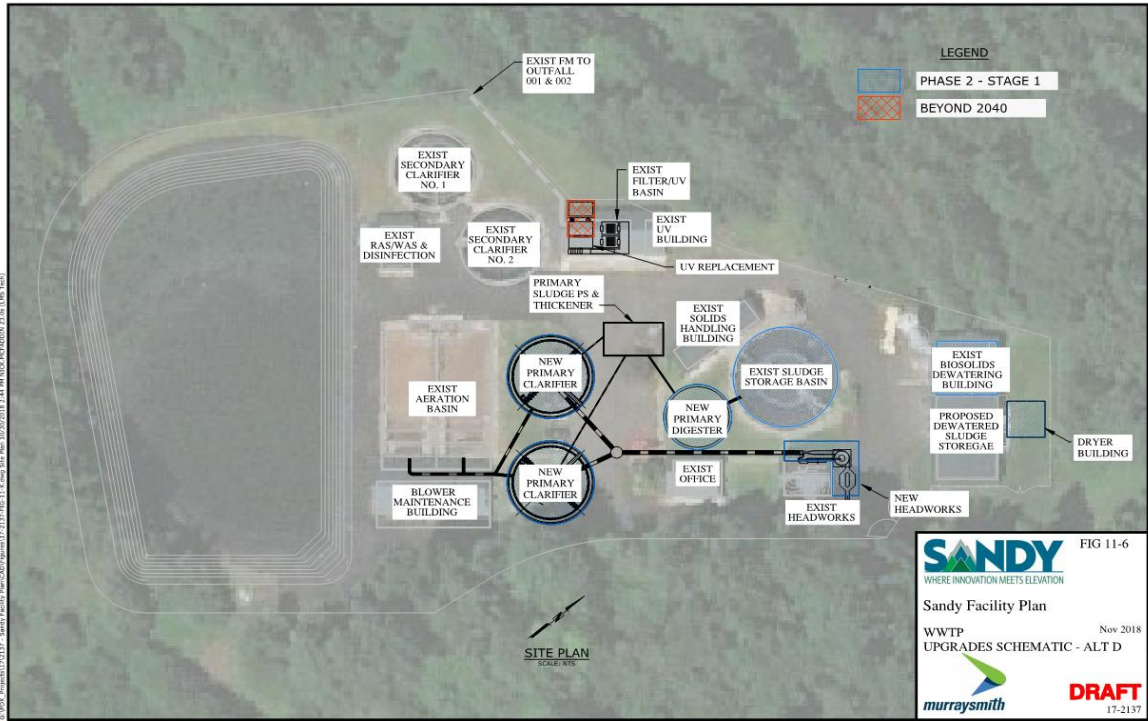
- Avoids new trunkline to existing WWTP
- Delays major upgrades at existing WWTP and new effluent pump station and force main
- Greatest ability to phase improvements
- Long-term river discharge to support community growth

# Alternative D – Process Schematic/Phasing



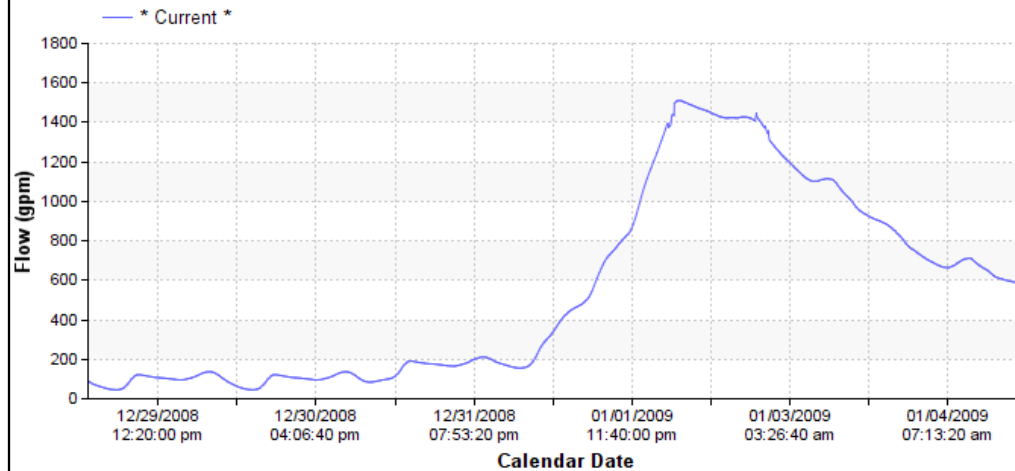


# Existing WWTP



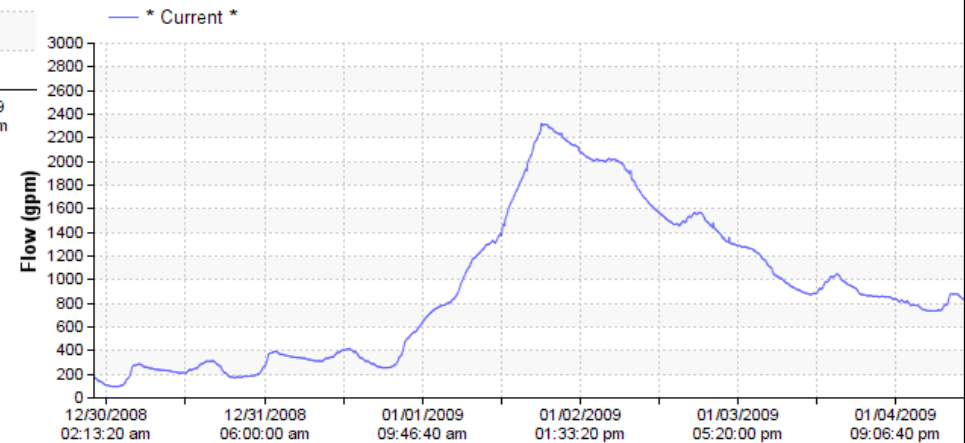
# System Wet-Weather Response

Conduit SSML0267



- Basin 8
  - 15:1 peaking factor
  - Flows remain elevated

Conduit SSML0267







**MINUTES**  
**City Council Meeting**  
**Monday, December 3, 2018 City Hall- Council Chambers,**  
**39250 Pioneer Blvd., Sandy, Oregon 97055 7:00 PM**

**COUNCIL PRESENT:** Bill King, Mayor, Jeremy Pietzold, Council President, Scott Horsfall, Councilor, John Hamblin, Councilor, Jan Lee, Councilor, and Carl Exner, Councilor

**COUNCIL ABSENT:** Jean Cubic, Councilor

**STAFF PRESENT:** Kim Yamashita, City Manager and Tyler Deems, Finance Director

**MEDIA PRESENT:**

**1. Pledge of Allegiance**

**2. Roll Call**

**3. Changes to the Agenda**

**4. Public Comment**

Carl Exner, 40215 McCormick Court, Sandy OR - Spoke about dementia and the effects on the person, family and the community.

**5. Urban Renewal Board**

**5.1. Shade sail concepts for Centennial Plaza**

Staff Report - 0079

Planning Director, Kelly O'Neill Jr, and Economic Development Manager, David Snider stated the Plaza can get uncomfortably hot in the summer. The Sandy Area Chamber of Commerce's Music Fair & Feast patrons have complained about this quite often. They have also seen people leave Music Fair & Feast during the hottest part of the day because there is no shade. Development Services feels that if we could find a design concept for a structure that could provide temporary shade at the site, perhaps we could correct this problem. This would certainly help the Chamber of Commerce with their annual fundraiser. It could also potentially generate some new community demand

for the Plaza, which could in turn create new downtown economic activity. Recently, we have started to see shade sail constructs at public events and at some private businesses with outdoor seating. These structures provide enough shade from the sun during peak hours to provide significant relief and comfort to patrons. We contacted a company that makes these shade sail structures (Wyckam) and asked them if they would put together some design concepts for Centennial Plaza along with estimated construction pricing for each concept. Attached are three concepts for the space. Each of these designs can be assembled and disassembled by Wyckam for a price annually. The most likely scenario would be that the sails would be put up in May and taken down in early September every year.

Recommendation: If approved, Development Services staff recommends going with either Option #2 or Option #3 (in attachment), as these concepts provide the maximum amount of shade with the fewest amount of physical/visual barriers. Budgetary Impact: The budgetary impact for shade sail construction would be as follows: • \$36,000 to \$47,000 in engineering and initial construction costs, depending on the design • \$1,000 for assembly & disassembly annually IF we choose to have Wyckam do this • \$600 for the initial design work (this has already been paid).

The Urban Renewal board had a few questions for staff, and had some conversations on cost and whether it is viable. Mentioned Pick a Thon as an example. Would like to see something with more architectural design maybe inquire with PSU for some designs and for less expense.

Staff did mention they could get other schematics done, but their could be a charge. If we keep with the sail idea we can pull from our current Urban Renewal budget.

Board asked for Input from the Community

Kathleen Walker, 15920 Bluff Rd, Sandy OR

The current plaza is not the best location concerts and events. If the main issue is no shade for Music Fair and Feast, they should look at more tables and umbrellas for their event. Her concern is the 47,000 is coming out of the Urban Renewal Budget, she hears we need money for so many other things such as the sandy community campus, and encourages the board to utilize the funds for better use.

Staff did let the board know this money comes from the Facade budget line item only

Board asked if we could go to Clackamas County for a Grant? Also if it is going to be done, it needs to be great and stand out, not come back in a few years and later be, we should do this, or we should have done that, when it is a fairly

large dollar amount.

Board would defiantly like staff to check with Clackamas County Tourism for a grant, table the discussion and bring it back with more information at a later council meeting.

## 6. Resolutions

### 6.1. Sandy Campus Parkland Annexation Final Resolution Approval

Staff Report - 0076

Associate Planner, James Cramer, As a result of the November 6, 2018 General Elections, a majority of voters approved the annexation (ballot measure 3-540) and the City Council now must proclaim the annexation effective through a resolution or ordinance.

Staff Recommends council approve Resolution 2018-35 proclaiming the annexation (ballot measure 3-540) effective.

### 6.2. Staff Report Resolution 2018-36 Amending Section E of the Master Fee Schedule

Staff Report - 0081

Public Works Director, Mike Walker, Resolution 2018-36 would amend Section E of the Master Fee Schedule to include fees to cover the cost of public sewer and storm drain lateral connections by Public Works staff. Currently these inspections are performed by the Building Department. The private sewer and storm drain lines between the property line and the building are subject to the requirements of the Oregon Plumbing Specialty Code and inspections for these pipes would still be performed by the Building Department. The proposed fee is \$71.00. This would cover staff time for plan review, travel, inspections and record keeping. The proposed Resolution also authorizes a fee to cover staff costs associated with review and commenting on video inspections of private sewer laterals associated with real estate transactions. This is an increasingly common practice with sales of existing homes. If there is an issue (real or otherwise) with a private sewer lateral the City is typically asked to review the video and provide a third-party review in the form of a letter commenting on the serviceability of the private sewer lateral. This often involves separate calls, emails etc. between City staff the listing agent, the buyer's agent, the buyer, seller, etc. and consumes a great deal of staff time. The proposed \$71 fee would cover most of our costs. Staff Recommends council to approve

Resolution 2018-36, Amending section E of the Master Fee Schedule.

Council had a questions for staff and discussion regarding the proposed fees.

Moved by Jan Lee, seconded by Carl Exner

*Make A Motion to Approve resolution 2018-36 , Amending Section E of the Master Fee Schedule.*

CARRIED.

**7. Old Business**

7.1. Appointment of Tree Code Update Committee

Staff Report - 0073

Planning Director, Kelly O'Neill Jr,  
Staff recommends the City Council make a Motion to appoint the following members to the ad hoc tree code update committee, in order to come up with a clearer update to the code changes to Chapter 17.102 (Urban Forestry)

Name	Affiliation
Carl Exner	City Council
Dave Kiewer	Retired Environmental Engineer/Sandy Community Member
Hollis MacLean-Wenzel	Planning Commission
Jim Raze	Contractor/Builder
Kathleen Walker	Parks Board/Sandy Community Member
Mac Even	Developer
Ray Moore	Engineer/Surveyor
Stephanie Taylor	Audubon Society/Sandy Community Member
Suzi Cloutier	Clackamas River Basin Council/Sandy Community Member
TBD	Arborist

Council had a few questions for staff.

Moved by Jeremy Pietzold, seconded by John Hamblin

*Motion to appoint the following members to the ad hoc tree code update committee.*

CARRIED.

**8. New Business**

8.1. Parks and Trail Master Planning Update

9

Staff Report - 0075

Associate Planner, James Cramer, Staff has been asked to provide an update to City Council on the Parks and Trails Master Planning. The attached document provides background information, details existing, ongoing and next steps with regards to the planning efforts had on the city's parks and trails. Additionally, staff has included the attached documents referenced within staff's updated summary.

Councilor Hamblin, mentioned they received an e-mail prior to the meeting regarding this topic from Kathleen Walker.

Kathleen Walker 15920 Bluff Rd, Explained what a parks master plan is, It identifies future locations for parks, and conceptual trail corridors. She went on and gave some more explanation, concerns and ideas. See attached document submitted to council.

City Manager, Kim Yamashita, agrees with Kathleen that there has been a lot of outreach done, but it is 5 years old, and staff felt that we needed some current information, the SDC methodology is already being handled by an expert outside of the City, recommend to us by our city attorney, it is just about complete, there is a consultant we would recommend you hire to come in. We cannot afford to maintain all the parks we currently have, there is new methodology regarding less parks and better utilization. Workshop is a great idea, we would love to have this consultant come in and talk to you. James has done a phenomenal job, he hit the ground running and as you can see from his report, he has accomplished quite a bit.

Planning Director, Kelly O'Neill Jr, feels rushing to a solution in the next 6 months is viable, the business services department took this over in February 2018. Right now we are just collecting SDC's which will help in the long run.

Staff and Council had more discussion on the matter, made a decision to hold

a workshop regarding the Parks Master Plan.

[20181213102001](#)

8.2. Amendments to Title 13 of the Sandy Municipal Code

Staff Report - 0077

Public Works Director, Mike Walker, As part of the Wastewater Facilities Planning process it is necessary to revise and update several of the City's ordinances regarding the sanitary sewer system. The proposed changes to Chapter 13.12 include updating and clarifying the types of permitted discharges to the sewer system and allowing public works staff to inspect and approve connections to public sewer laterals to prevent Inflow and Infiltration and crossconnections with the storm drain system. Archaic and redundant references are updated or eliminated and changes are proposed to make the ordinance reflect current practices and procedures. In addition, a new section regarding Inflow and Infiltration is added as Chapter 13.14. In addition to amending the chapters involving the sanitary sewer system staff recommends taking advantage of the opportunity to make changes to sections involving the water system as well. The proposed changes to Chapters 13.04 and 13.08 also streamline procedures, eliminate or modernize outdated references (i.e. water furnished for 'motor power... steam whistles and boilers') and align the language in the ordinance with current practices.

Staff Recommends council to review the proposed changes to Title 13 and make any edits, comments or modifications as necessary. Direct staff to return with the proposed changes in ordinance form for first reading at a future Council meeting. Budgetary Impact: Revenue-neutral. An administrative fee to cover costs of investigation, notification and follow up is proposed in Section 13.14.030.

Staff will bring back with changes with an Ordinance to make the changes to Section 13.14.030 in January 2019. In the mean time council can e-mail Director Walker with questions.

**9. Consent Agenda**

9.1. City Council Minutes

City Council Special Meeting - November 10, 2019 Minutes

City Council - November 19, 2018 Minutes

City Council Workshop and Regular Meeting November 5, 2018 Minutes

**10. Report from the City Manager**

City Manager Kim Yamashita, Clackamas County Commissioner, Jim Bernard, sent a letter asking for support of a vehicle registration fee. Council had a discussion on whether to support it or not. Council decided to be silent on the matter. She sent the hazard mitigation plan for review, it is mostly informational, the next step will go to the Oregon Emergency Department then to FEMA. If you have questions or would like to see any changes please get those in as soon as possible.

**11. Committee Reports**

Council Exner, will be attending the C4 Meeting, mentioned the topics that will be discussed.

**12. Council Reports**

Councilor Exner, went to Councilor Training, learned more information on what is public record. Talked about backflow device inspections were due last month, so make sure you get that done.

Mayor King, would like to remind everyone of the Christmas Tree Lighting Friday evening 6-8pm, collecting food for Kiwanis food drive, Santa will be there, Sandy High School Choir will be there. Trolley will run a quick shopper shuttle route to pick people up and will run 30 minute runs through the lights.

Breakfast with Santa went well last Saturday. Thank you to the Knapp family for donating the Christmas Tree.

**13. Staff updates**

13.1. [Monthly Reports](#)

**14. Adjourn**

**15. Executive Session**

- 15.1. To consider the employment of a public officer, employee, staff member, or individual agent, pursuant to ORS 192.662(a)

Staff Report - 0080

Council deliberated, asked questions and came to a conclusion.

**16. Re-Open Public Meeting**

Re-Open Public Meeting at 10:16PM

**17. Employment Contract Consideration**

Consider entering into an Employment Contract with Jordan Wheeler for position of City Manager

17.1.

Council Motioned to approve the Contract for Jordan Wheeler for the position of City Manager with minor modifications.

**18. Adjourn**

Adjourn 10:25PM



---

Mayor, William King

---

City Recorder, Karey Milne



December 3, 2018

Dear City Council Members:

I am testifying tonight about the status of the Sandy Parks and Trails Master Plan status. 11 months ago, you approved adding finding for a parks planner to perform park planning duties previously done by Nancy Enabnit. We had worked for more than a year on developing and implementing a Community Parks and Trails Needs Survey. Using the results of the statistically viable community survey results and the standardized park protocols found in the National Recreation Parks Association, we began mapping potential future park locations for both neighborhood and community parks. We also mapped out proposed trail corridors to connect our neighborhoods with key destinations. These proposed parks and trails are conceptual in nature as done in the 1997 Master Plan. We also summarized the "existing conditions" section of a draft Parks and Trails Master Plan amendment. All this effort was completed more than 11 months ago.

In the meantime, there has been no significant progress on the Master Plan. There has been a suggestion by staff that we revisit or redo the park survey. Meanwhile, development has continued at a record pace. We lose the opportunity to realize our vision by the lack of an updated plan. There obviously has to be a transition time for new staff, however while the City staff assigned is a dynamic individual, they have no parks planning experience. And understandably, they have been tied up most of the last year on City planning efforts and neighborhood developments leaving little time for parks planning.

I would like to recommend that we hire one of the Parks Planning firms we have used in the past to complete our Parks and Trails Master Plan with the survey data already compiled. I would see next steps as:

Conduct a City Council and Planning Commission to review existing survey results and tentative parks and trails proposed – January, 2019

Hire a Parks and Trails Planning Firm to complete a draft of the the Sandy Parks and Trails Amendment – February, 2019

Conduct public workshops for the community to review specific park proposals and design features to get feedback = Mar-April, 2019

Work with the contractor to complete the Park and Trails Amendment – May – June 2019.

We desperately need to have this document completed to move forward, apply for grants, and make progress on our parks and trails.

Sincerely,

Kathleen Walker



**CLACKAMAS  
COUNTY**

Office of County Clerk

SHERRY HALL  
CLERK

1710 Red Soils Court Suite 100  
OREGON CITY, OR 97045  
503.722.6086

November 21, 2018

**BY EMAIL AND USPS**

City of Sandy  
Attn: Karey Milne  
39250 Pioneer Blvd  
Sandy OR 97055

Greetings:

Please find attached certified results of the November 6, 2018 General Election.

Let us know if any additional information is needed.

Sincerely,

A handwritten signature in black ink, appearing to read "A. Jones".

Andrew Jones  
Elections Manager

Board of Property Tax Appeals  
1710 Red Soils Court, Ste 100  
Oregon City, OR 97045  
503.655.8662  
FAX 503.650.5687

Elections Division  
1710 Red Soils Court, Ste 100  
Oregon City, OR 97045  
503.655.8510  
FAX 503.655.8461

Recording Division  
1710 Red Soils Court Ste 110  
Oregon City, OR 97045  
503.655.8551  
FAX 503.650.5688

Records Management Division  
1810 Red Soils Court, Ste 120  
Oregon City, OR 97045  
503.655.8323  
FAX 503.655.8195

**Canvass Results**

Official Tally

Run Time

Run Date

9:21 AM

11/21/2018

**Clackamas County, Oregon**

November 6, 2018 General Election

11/6/2018

Page 126 of 216

**Official results**

Registered Voters

203764 of 288244 = 70.69 %

Precincts Reporting

120 of 120 = 100.00 %

**City of Sandy, Mayor - Vote for one**

Precinct	Bill King	Stan P Pulliam	Cast Votes	Undervotes	Overvotes	Write-ins	Vote By Mail Ballots Cast	Total Ballots Cast	Registered Voters	Turnout Percentage
107	1016	1255	2271	196	1	13	2481	2481	4025	61.64 %
108	940	983	1923	202	0	12	2137	2137	3400	62.85 %
<b>Totals</b>	<b>1956</b>	<b>2238</b>	<b>4194</b>	<b>398</b>	<b>1</b>	<b>25</b>	<b>4618</b>	<b>4618</b>	<b>7425</b>	<b>62.20 %</b>

CERTIFIED COPY OF THE ORIGINAL  
SHERRY HALL, COUNTY CLERK

S.V. 

**Canvass Results**

Official Tally

Run Time

Run Date

9:21 AM

11/21/2018

**Clackamas County, Oregon**

November 6, 2018 General Election

11/6/2018

Page 127 of 216

**Official results**

Registered Voters

203764 of 288244 = 70.69 %

Precincts Reporting

120 of 120 = 100.00 %

**City of Sandy, Councilor, Position 1 - Vote for one**

Precinct	Jeremy Pietzold	Cast Votes	Undervotes	Overvotes	Write-ins	Vote By Mail Ballots Cast	Total Ballots Cast	Registered Voters	Turnout Percentage
107	1257	1257	1186	0	38	2481	2481	4025	61.64 %
108	1069	1069	1041	0	27	2137	2137	3400	62.85 %
<b>Totals</b>	<b>2326</b>	<b>2326</b>	<b>2227</b>	<b>0</b>	<b>65</b>	<b>4618</b>	<b>4618</b>	<b>7425</b>	<b>62.20 %</b>

CERTIFIED COPY OF THE ORIGINAL  
SHERRY HALL, COUNTY CLERK

SVC: 

**Canvass Results**

Official Tally

Run Time

Run Date

9:21 AM

11/21/2018

**Clackamas County, Oregon**

November 6, 2018 General Election

11/6/2018

Page 128 of 216

**Official results**

Registered Voters

203764 of 288244 = 70.69 %

Precincts Reporting

120 of 120 = 100.00 %

**City of Sandy, Councilor, Position 2 - Vote for one**

Precinct	Laurie J Smallwood	Bethany Shultz	Cast Votes	Undervotes	Overvotes	Write-ins	Vote By Mail Ballots Cast	Total Ballots Cast	Registered Voters	Turnout Percentage
107	975	830	1805	664	1	11	2481	2481	4025	61.64 %
108	823	760	1583	549	0	5	2137	2137	3400	62.85 %
<b>Totals</b>	<b>1798</b>	<b>1590</b>	<b>3388</b>	<b>1213</b>	<b>1</b>	<b>16</b>	<b>4618</b>	<b>4618</b>	<b>7425</b>	<b>62.20 %</b>

CERTIFIED COPY OF THE ORIGINAL  
SHERRY HALL, COUNTY CLERK

BY: 

**Canvass Results**

Official Tally

Run Time

Run Date

9:21 AM

11/21/2018

**Clackamas County, Oregon**

November 6, 2018 General Election

11/6/2018

Page 129 of 216

**Official results**

Registered Voters

203764 of 288244 = 70.63 %

Precincts Reporting

120 of 120 = 100.00 %

**City of Sandy, Councilor, Position 5 - Vote for one**

Precinct	Carl Exner	Cast Votes	Undervotes	Overvotes	Write-ins	Vote By Mail Ballots Cast	Total Ballots Cast	Registered Voters	Turnout Percentage
107	1259	1259	1190	0	32	2481	2481	4025	61.64 %
108	1085	1085	1031	0	21	2137	2137	3400	62.85 %
<b>Totals</b>	<b>2344</b>	<b>2344</b>	<b>2221</b>	<b>0</b>	<b>53</b>	<b>4618</b>	<b>4618</b>	<b>7425</b>	<b>62.20 %</b>

CERTIFIED COPY OF THE ORIGINAL  
SHERRY HALL, COUNTY CLERK

S.V.:



**Canvass Results**

Official Tally

Run Time

Run Date

9:21 AM

11/21/2018

**Clackamas County, Oregon**

November 6, 2018 General Election

11/6/2018

Page 202 of 216

**Official results**

Registered Voters

203764 of 288244 = 70.69 %

Precincts Reporting

120 of 120 = 100.00 %

**3-540 City of Sandy**

Precinct	Yes	No	Cast Votes	Undervotes	Overvotes	Write-ins	Vote By Mail Ballots Cast	Total Ballots Cast	Registered Voters	Turnout Percentage
107	1809	551	2360	121	0	0	2481	2481	4025	61.64 %
108	1532	470	2002	135	0	0	2137	2137	3400	62.85 %
<b>Totals</b>	<b>3341</b>	<b>1021</b>	<b>4362</b>	<b>256</b>	<b>0</b>	<b>0</b>	<b>4618</b>	<b>4618</b>	<b>7425</b>	<b>62.20 %</b>

CERTIFIED COPY OF THE ORIGINAL  
SHERRY HALL, COUNTY CLERK

BY:

