



City of Sandy

Agenda

City Council Meeting

Meeting Date: Monday, May 4, 2020

Meeting Time: 6:00 PM

Page

1. MEETING FORMAT NOTICE

Note: The Council will conduct this meeting electronically using the Zoom video conference platform. Members of the public may listen, view, and/or participate in this meeting using Zoom. Using Zoom is free of charge. See the instructions below:

- To login to the electronic meeting online using your computer, click this link: <https://zoom.us/j/95734955969>. Note: using this option may require you to download the Zoom app to your device. Downloading Zoom is free of charge.
- If you would rather access the meeting via telephone, dial 1-669-900-6833. When prompted, enter the following meeting number: 957 3495 5969.
- If you do not have access to a computer or telephone and would like to take part in the meeting, please contact City Hall by Friday May 1 and arrangements will be made to facilitate your participation.

2. CITY COUNCIL WORK SESSION - 6:00 PM

2.1. Next Steps: Sandy Community Campus / Special District Formation

2.2. "Growing Together" Mural

["Growing Together" Mural - Pdf](#)

3 - 10

3. CITY COUNCIL REGULAR MEETING - 7:00 PM

4. PLEDGE OF ALLEGIANCE

5. ROLL CALL

6. CHANGES TO THE AGENDA

7. PUBLIC COMMENT

PLEASE NOTE: The extended public comment period for the Bailey Meadows

subdivision appeal expires on May 4, 2020 at 5:00 p.m. The City is unable to add any testimony received after the deadline to the official record of this quasi-judicial land use matter.

The Council welcomes your comments. Please see the instructions below:

- If you are participating online, click the "raise hand" button and wait to be recognized.
- If you are participating via telephone, dial *9 to "raise your hand" and wait to be recognized.

8. PRESENTATION

- 8.1. Friends of the Library:
- Fundraiser follow-up from Jack Frick

9. CONSENT AGENDA

- 9.1. City Council Minutes 11 - 98
[City Council - 20 Apr 2020 - Minutes - Pdf](#)

10. NEW BUSINESS

- 10.1. COVID-19 Discussion: "Reopening Oregon Plan" and "Clackamas County Recovery Plan"

11. REPORT FROM THE CITY MANAGER

12. COMMITTEE /COUNCIL REPORTS

13. STAFF UPDATES

- 13.1. [Monthly Reports](#)

14. ADJOURN



Staff Report

Meeting Date: May 4, 2020
From Arts Commission,
SUBJECT: "Growing Together" Mural

Background:

At its meeting on April 15, 2020, the Arts Commission adopted a recommendation that the City Council approve and the Urban Renewal Board fund a mural entitled "Growing Together."

Mural Overview

Location: Building wall on Hoffman Street, adjacent to Centennial Plaza. Brad Picking, Owner

Vision: to create an inviting atmosphere for Sandy's main gathering space, to inspire thought and conversation and to bring the community together. Over the years there has been a desire to remove the unsightly utility service panels and improve the appearance of the blank wall, but it was deemed financially unfeasible. The proposal envisions an artistically designed Silhouette Mural to disguise the eyesore, creating a visually attractive and artistic point of interest.

A rendering of the mural is available here:

https://drive.google.com/file/d/1b_VJvZolPtYo4QJCFab9CVdgyFuaOPvU/view?usp=sharing

A detailed proposal follows this staff report.

Funding Strategy

If the Council is supportive of this project, the Arts Commission plans to ask the Urban Renewal Agency to commit financial support in an amount not to exceed \$20,000. A detailed breakdown of the project budget is contained in the proposal. A supplementary fundraising approach is outlined below.

Supplementary Fundraising

While Urban Renewal funds will be sought to underwrite the mural effort, it is proposed that a multifaceted fundraising campaign be executed to make up a portion of the cost, potentially reimbursing the URA. Proposed fundraising vehicles include:

- Offering a personalized flower on the wall for a specified dollar donation, similar to 'buying a brick' as other projects have done
- Larger donations could be acknowledged by listing the donors' names on a plaque
- Certain mural elements could be personalized for a donations. i.e.: If a donor sponsored a dog or cat, the collar could be engraved with a single name, chosen by the donor.

Recommendation:

The Arts Commission is seeking the Council's support for this project. If the Council is supportive, a subsequent request will be made for the Urban Renewal Agency Board to commit up to \$20,000.

Budgetary Impact:

Up to \$20,000 in Urban Renewal funds



**A Community Building Public Art Project
Presented by: Sandy Arts Commission**

“GROWING TOGETHER”

Silhouette Mural

Artist: Becky Hawley

Our vision is to create an inviting atmosphere for Sandy’s main gathering space, to inspire thought and conversation and to bring the community together.

Location: Building wall on Hoffman Street, adjacent to Centennial Plaza. Brad Picking, Owner

The proposed location faces Centennial Plaza and the transit hub. On the south end of the wall is the Centennial Mural, which consists of 2 panels. The proposed art space begins north (right) of this mural and spans approximately 120+ feet, to the end of the building.

Existing problems we hope to solve with this project.

Over the years there has been a desire to remove the unsightly utility service panels and improve the appearance of the blank wall, but it was deemed financially unfeasible. In order to make lemonade out of lemons; we propose an artistically designed Silhouette Mural to disguise the eyesore, creating a visually attractive and artistic point of interest.

On the north-end of the building; an unused loading dock and commercial door create a deserted, dark-alley and a potential safety issue for pedestrians. The mural features a cheerful flower garden with added lighting for safety.

Benefits of the Silhouette Mural. (Design Photo)

In addition to addressing the existing negative aspects of the build’s façade, this artwork will make the plaza a more inviting space. The graphic nature of the large scale figures creates a story for the viewer, which reads well from a distance, while smaller details pull the viewer in for a closer look. Whether it’s

visitors coming in on the transit system, or residents spending time there, we hope to leave people with a positive image of this important civic space.

The artist's design gives passing cars on Proctor an eye-catching first look at the Silhouette Mural.

On the far right hand side: It's human nature to look in the direction others looking, so both the 8' man and his faithful dog are directing attention up to the "GROWING TOGETHER" theme sign and into the mural. The man has a colorful shopping bag which could say, "Shop Sandy" or another message. We hope both locals and visitors have their interest piqued enough to stop, shop and look around.

By adding a visual interest to an otherwise blank wall, we will enrich the lives of residents, draw visitors to the downtown area and aid economic development.

The Artist's Vision Statement. By Becky Hawley (From right to left.)

Setting the tone of the mural, the man and his faithful dog look up to ponder GROWING TOGETER. The door will be painted to resemble a seed package, with the artist's dated signature. Planting seeds, both in the garden and in our minds, is the first step to success and future life.

Not pictured: Colorful flowers flow from the sign and surround the gardener at work, pulling us in further. For me, the flowers represent our friends and our community.

A gardener tends the garden, nurturing the seeds into healthy plants, keeping the pests away, ensuring a bountiful harvest. The silhouettes of sunflowers continue the flow to the left.

The MOUNTAIN OF KNOWLEDGE wall will contain words of wisdom, encouragement and inspiration, mainly provided by the community. Lifelong learning and self improvement is the vision here. As a part of fundraising and promotion, people will be asked to give suggestions for the wisdom wall. Selected words will be painted directly on the wall. Over time they could change, or be repainted, as the building is repainted in the future.

Moving left, the small door would also have painted words, perhaps something like, LIVE, WORK AND PLAY IN SANDY. Or, the door could carry a theme pertaining to setting out into the unknown, as young people must eventually do. It's an unsettled detail that will unfold as the suggestions come in for the wall.

Two young hikers are gaining elevation on the Mountain of Knowledge, as they set off for the top. They are trailed by a curious cat, its tail curled high over its back. (Cat not pictured.)

This brings up a technical point of the design; as cars park on the street, they obscure parts of the mural. To counter this drawback, the ground level is raised by using a dark paint to represent the terrain. Even using this method, not all figures would be visible, all the time. Mr. Picking plans to repaint the building this summer and may use a dark brown, which could be used for the terrain and then a complimentary light-neutral color used for the upper wall, to contrast with the black silhouettes.

Throughout human history trees have been very symbolic, representing a wide range of meanings for people across many cultures. They commonly represent strength, wisdom, nourishment, protection and beauty. Sandy is an official Tree City.

The inquisitive little girl and boy with the balloons are growing up together, accompanied by their faithful companion and protector, the dog. The girl points upward at a painter on a ladder, who is working to make our world a more beautiful place.

All of the electrical panels would be painted in colors complimentary the murals, to the left and right and resemble books with titles and authors, in a graphic style.

Beyond the painter, is a child in a wheelchair reading a book with the glowing colors of the sky lighting her. Underneath is written, "READ BOOKS – PLANT SEEDS" bringing the theme full circle, for the GROWING TOGETHER Silhouette Mural.

Each viewer will relate to this mural in their own way. The story speaks to the individual lives, but also of community and togetherness. This is true not only by its theme, but also by involving community in its development and creation.

This project is designed to have a community building aspect, to bring people together with a common goal and with a common message. The artist intended the design to encourage growth as a community, as family and as individuals. Through the figures and printed words, a message is spread throughout the artwork; Promote lifelong learning, show the importance of work and encourage people to live and grow.

Fundraising and Finance

It's the view of the Arts Commission that public support for art is important and we believe this mural would further our goal to provide accessible public art for our diverse community.

We believe our funding approach will benefit Sandy in several ways. The City Council might consider funding this artwork entirely from Urban Renewal funds, however the Arts Commission believes community involvement and increased awareness of the project and would likely create positive buzz. Therefore, we would like to have a short duration campaign to raise private funds and consider Urban renewal funds for the remainder.

The mural design and project management will be donated by the artist, the wall space will be donated by the building's owner and installation may be done by volunteers, but we cannot predict what further support we might garner until we have the support of the City Council and are able to seek pledges. We feel it is reasonable to think that donations, including the In Kind donations above, are already significant and that we can expect even more community support.

Several fundraising vehicles, meant to generate donations to the ART FUND could include; offering a personalized flower on the wall for a specified dollar donation, similar to 'buying a brick', as other projects have done; larger donations would be acknowledged by listing the donors' names on a plaque; certain elements could be personalized for a donations. i.e.: If a donor sponsored a dog or cat, the collar could be engraved with a single name, chosen by the donor.

If Urban Renewal funds are initially appropriated for the full project cost, then incoming funds from the flowers and other subscription items could be shifted from the ART FUND to pay down project expenses, there by minimizing Urban Renewal funding.

Timeline

We would like to see a fundraising period lasting through June or July, with the installation of the mural in the summer/fall of 2020. (Painting needs to be done before the rain begins.)

Cost Estimate, Fundraising and Timeline:

Metal Fabrication	\$5,500-6,000
Powder coat	\$5000
GROWING TOGETHER sign	\$1500-3000
Other paint and supplies	\$300
Wall plaque	\$300-500
Contractor Installation	<u>\$4500-5500**</u>
Approximate project total	\$16,800-20,000

**If the building owner agrees and if the City approves the process, 2 persons who are known to the building owner, have agreed to volunteer 2 days each, toward installation. In this case, the City would pay for scissor lift rental, (\$300) wall anchors and small supplies, totaling well under \$1000. (Contract--hold harmless agreement needed?)

Becky Hawley is willing to donate her design work and project management, including the oversight of fabrication and installation. (\$6000 value not shown above.)

The bottom line would vary according to how many extra flowers and figures are added and the actual bids that come in for the existing design. In addition to the items listed in the design, a plaque with the names of donors would be added to the wall near the painter and electrical. (\$300-500)

If funding allows and the owner is agreeable, we would like to propose additional lighting be installed in that area, to both enhance the art and for added safety. Extra lighting in the dark, recessed loading

dock could discourage undesirable behavior and increase public safety. A camera may also be considered.

Other Considerations

Becky Hawley would retain control over the art design and would ask to have input during the bid process and contractor selections. She is willing to work with the city's lawyer on a contract regarding VARA Statute rights, the building owner's rights, responsibilities and easement details

Determine responsibility for the removal of the silhouettes every (TBD) years, when the building needs to be repainted. (Negotiate with the property owner.)

We would also suggest the garbage cans be kept down the ramp, to be below ground level, about 24 feet back.

The City of Sandy would be responsible for maintaining the artwork. (Graffiti plan recommended by the artist.) The silhouettes would be a very durable 1/8th inch powder coated steel. Some small flowers will be hand painted, but generally low maintenance.

This art project may require a variance in the Sandy Sign Code. Particularly, the Theme Sign, but also for small items like, a logo on the painter's cap and bucket.

Materials, Fabrication and Installation

Metal Fabrication: All Silhouettes: 1/8" mild steel Small flowers will be cut from scrap. JPG Files provided for RFP.


All edges on the metal, installed below 8 foot height from the ground, must be smoothed and rounded enough to not cause harm to people. (Marked drawing to be included.) The left and right sections of the upper tree and other sharp areas must be safe to handle with gloves.

(Tubing for sleeves, designed to cover anchor bolts. Must be powder coated. Need to coordinate size with installer prior to cutting silhouettes.)

Powder Coat: Black Matte or Satin finish (TBD) on most items. Selective color on small items noted on the design. Colors to be decided by the artist.

Installation: The contractor or volunteers will include the artist onsite for the proper placement of the silhouettes. Wall anchors (specified by city), adhesives and other supplies and equipment for complete installation of all components to be provided by the contractor, or the City, if volunteers are engaged.

Respectfully submitted to the Sandy City Council, by the Sandy Arts Commission





MINUTES
City Council Meeting
Monday, April 20, 2020 6:00 PM

COUNCIL PRESENT: Stan Pulliam, Mayor, Jeremy Pietzold, Council President, John Hamblin, Councilor, Laurie Smallwood, Councilor, Jan Lee, Councilor, Carl Exner, Councilor, and Bethany Shultz, Councilor

COUNCIL ABSENT:

STAFF PRESENT: Jordan Wheeler, City Manager, Andi Howell, Transit Director, David Doughman, City Attorney, David Snider, Economic Development Manager, Emily Meharg, Senior Planner, Ernie Roberts, Police Chief, Jeff Aprati, City Recorder, and Kelly O'Neill, Development Services Director

MEDIA PRESENT: Sandy Post

1. (MEETING FORMAT NOTICE)

- 1.1. The Council conducted this meeting electronically using the Zoom video conference platform. A video recording of the meeting as available on the City's YouTube channel:
https://www.youtube.com/channel/UCbYEclgC6VW_mV2UJGyvYfg

2. SANDY URBAN RENEWAL AGENCY MEETING - 6:00 PM

- 2.1. Emergency Small Business Assistance Program

Staff Report - 0257

The Economic Development Manager presented the proposed Emergency Small Business Assistance Program, which was developed by an ad-hoc committee created during the April 6, 2020 Council meeting.

The program will distribute \$75,000 in \$3,000 increments to small businesses in Sandy that are suffering during the COVID-19 crisis. Because Urban Renewal funds are being used, a minimum of 70% of the funds must be spent on businesses within the urban renewal district.

Categories of grant recipients will include eating and drinking establishments,

personal service providers, indoor entertainment and childcare businesses, and general retail.

Grant applicants will be evaluated according to the number of people they employ with preference toward smaller companies, and whether they have any outstanding fees or taxes. They will also be asked what they plan to do with the funds.

The intention of the Council was for the funds to be dispersed as quickly as possible. Staff will advertise the program aggressively. Applications will be submitted between 4/22 and 4/24, and recipients selected by May 1.

The Council was also supportive of the Chamber of Commerce receiving a separate \$3,000 grant to support the critical work they do to support local businesses.

3. ADJOURN

4. City Council Work Session - 6:30 PM

4.1. Special District Formation Voter Survey Results

12 - 71

Staff Report - 0255

Representatives from the City's polling consultant, Campbell DeLong Resources Inc., presented the results of the City's recent poll, which measured potential public support for forming a new Aquatics and Recreation District. The results of the poll are attached to these minutes as presentation slides. The consultants advised that voters appear unlikely to support approval of the district at the November election.

[CDRI SandyAquatics&RecSurveyReport 3 31 20](#)

5. City Council Regular Business Meeting - 7:00 PM

6. Pledge of Allegiance

7. Roll Call

8. Changes to the Agenda

9. Public Comment

10. Consent Agenda

- 10.1. City Council Minutes
- 10.2. Transit Drug and Alcohol Policy Update

Staff Report - 0252

Moved by Jan Lee, seconded by Jeremy Pietzold

Staff Report - 0252

Adopt the consent agenda.

CARRIED. 7-0

Ayes: Stan Pulliam, Jeremy Pietzold, John Hamblin, Laurie Smallwood, Jan Lee, Carl Exner, and Bethany Shultz

11. Ordinances

- 11.1. Ordinance 2020-4: 19-037 CPA/ZC McCormick Drive Zone Change 72 - 80

Staff Report - 0238

Mayor Pulliam read required introductory statements and instructions for providing testimony remotely.

The hearing was opened at 7:23 PM.

There were no abstentions from the hearing body.

Councilor Exner stated he lives within 300 feet of the site.

No ex parte contact was declared.

No challenges to members of the body were brought.

Staff Presentation

The **Senior Planner** presented a staff report outlining the requested zone change. The presentation slides are attached to these minutes. The Applicant seeks a zone change from C-2 to R-2. The subject property is 2.47 acres. Making the zone change would result in a surplus of 1.1 acres of commercial land and a 19.6 acre surplus of residential land. The Planning Commission recommended approval of the request, with the condition that significant trees and a landscape buffer be maintained.

Councilor Pietzold asked whether a change to R-3 was considered with respect to density near the city's core. The **Senior Planner** stated this was not a City-initiated process and the owners are asking for R-2. **Councilor Pietzold** inquired about the surplus of each specific type of zone. The **City Attorney** provided advice concerning remaining compliant with state requirements. Concerns about creating a zoning 'island' were discussed.

Applicant's Presentation

Karl Sonnenberg, Ron Kincaid, and Chris Hagerman presented on behalf of the Applicant. **Mr. Kincaid** stated that their church was gifted the property by one of their members. Previous efforts to sell the land to create storage units were unsuccessful. Their real estate broker advised them that a zone change to residential would facilitate selling the property. **Mr. Sonnenberg** is an architect; he stated that the property is not well-suited for commercial use, whereas residential usage would fit in with other nearby development. **Mr. Hagerman**, a planning consultant, asked about the feasibility of implementing the condition concerning retaining significant trees, though he stated it may be redundant regardless.

Public Testimony in Favor

(none)

Public Testimony Against

Kathleen Walker, 15920 SE Bluff Rd: raised concerns about adequate parking given the parking code changes made at the previous Council meeting, and raised concerns that this property could result in a planned unit development with higher density.

Neutral Public Testimony

(none)

Staff Recap

Staff agreed that significant trees would most likely be included in the landscaping buffer, but it would be prudent to include the condition regardless. Planned developments are allowed in all zones, and would have to go through a full land use approval process. The City cannot enter into a deficit of available commercial land. The City will have to complete a new buildable lands inventory by 2024.

Applicant Rebuttal

Residential use would result in less traffic, and parking would need to be

provided.

Discussion

Councilor Pietzold stated he would be more concerned about losing C-1 property, whereas this is only C-2. He does not have serious concerns about creating an island. He cautioned that there will be little surplus commercial zoning left.

Councilor Exner stressed the importance of keeping the trees along the highway. He is pleased about the projected decrease in average daily trips, given the stress on nearby intersections.

Councilor Lee would be in favor of more multifamily housing.

Moved by Carl Exner, seconded by Laurie Smallwood

Staff Report - 0238

Close the quasi-judicial public hearing.

CARRIED. 7-0

Ayes: Stan Pulliam, Jeremy Pietzold, John Hamblin, Laurie Smallwood, Jan Lee, Carl Exner, and Bethany Shultz

Moved by John Hamblin, seconded by Bethany Shultz

Staff Report - 0238

Approve the first reading of Ordinance 2020-4.

CARRIED. 7-0

Ayes: Stan Pulliam, Jeremy Pietzold, John Hamblin, Laurie Smallwood, Jan Lee, Carl Exner, and Bethany Shultz

Moved by John Hamblin, seconded by Jeremy Pietzold

Approve the second reading of Ordinance 2020-4.

CARRIED. 7-0

Ayes: Stan Pulliam, Jeremy Pietzold, John Hamblin, Laurie Smallwood, Jan Lee, Carl Exner, and Bethany Shultz

[Staff Report Slides - McCormick Drive Zone Change](#)

12. Old Business

12.1. 20-009 AP Bailey Meadows Subdivision Appeal

81 - 85

Staff Report - 0253

No additional ex parte contacts were declared.

The **Development Services Director** presented a recap of the application process thus far, including the multiple opportunities for the public to provide testimony. His slides are attached to these minutes.

Council Deliberation

Mayor Pulliam stated that among his other responsibilities, he feels it is his duty as Mayor to ensure the City Code is administered in an unbiased manner, particularly regarding development projects. He stated that pursuant to Sandy Municipal Code 17.100.60(E), the requirement that "adequate public facilities are available or can be provided" is not met because of the significant traffic impacts, and that on this basis the application should be denied.

Councilor Lee concurred that the level of service deficiencies have not been mitigated under the Applicant's proposal, and the application should be denied.

Councilor Exner expressed his concerns about the traffic impacts on Melissa Ave, and does not believe the City can afford to pay to build alternative access. He believes there are substantial differences between the current situation and the City of Silverton case that has often been referenced.

Councilor Pietzold concurred with the Mayor. He stressed the need to strictly apply the City Code, as was done during the development of the Bluff neighborhood. He also referenced SMC 17.100.310, which requires the installation of streets at not cost to the City.

Councilor Smallwood agreed that the application should be denied to protect public safety.

Councilor Shultz agreed that the City Code does not support approval of the application, due to the traffic impacts on Melissa Ave.

Next Steps

It was clear that a majority of the Council was inclined to deny the application.

The **City Attorney** advised that in such a circumstance, given that this is a 'needed housing' application, ORS 197.522 requires the City to provide the Applicant one additional opportunity to amend the proposal and seek approval.

The Council discussed with the Applicant's attorney a schedule to receive an amended proposal, provide a reasonable period to collect additional public testimony on the proposed changes, develop a staff report, and reconvene the Council for a final decision. The agreed-upon schedule is contained in the motion below.

Moved by Jan Lee, seconded by Carl Exner

Pursuant to ORS 197.522, approve an extended schedule to allow the applicant to amend the proposal:

April 28th at 5:00 PM - Deadline for the Applicant to submit proposed changes to the land use application or proposed condition changes.

May 4th at 5:00 PM - Public comment deadline. Comments must be limited to the proposed changes only.

May 6th at 5:00 PM - Final written argument from the Applicant deadline.

May 13th - Deadline for staff report regarding revised application or revised conditions.

May 18th - City Council will review the proposal from the applicant, the additional public comments, and the staff report, at a public council meeting.

May 26th - Revised 120-day deadline to issue final order.

CARRIED. 7-0

Ayes: Stan Pulliam, Jeremy Pietzold, John Hamblin, Laurie Smallwood, Jan Lee, Carl Exner, and Bethany Shultz

[CC Hearing Presentation for April 20, 2020 - Bailey Meadows Appeal](#)

13. New Business

13.1. Resolution 2020-07: Adoption of the Transit Master Plan

Staff Report - 0250

The **Transit Director** summarized the updated Transit Master Plan, which was developed through a robust planning process over several years including substantial staff and public input, with the assistance of the City's consultant, [REDACTED].

Those providing input generally stated that regional service as a slightly higher

priority than local service, the current ratio of spending between these functions is about right, and that simply getting to destinations is more important than amenities. The plan also includes potential service and capital investment opportunities, including a route to Clackamas Town Center, and identifies priorities for both robust and meager fiscal scenarios.

Moved by Laurie Smallwood, seconded by Carl Exner

Staff Report - 0250

Approve Resolution 2020-7.

CARRIED. 7-0

Ayes: Stan Pulliam, Jeremy Pietzold, John Hamblin, Laurie Smallwood, Jan Lee, Carl Exner, and Bethany Shultz

13.2. Sandy Area Metro Operations Request for Proposals

86 - 88

Staff Report - 0251

The **Transit Director** presented the Council with summarized information from the three responsive bids received from the City's recent RFP for transit operations services. The three companies were First Transit, MTRWestern, and MV. Projections were also created for the cost of retaining transit operations within the City organization. A team of several internal and external transit professionals evaluated the bids.

MTRWestern did not provide estimated costs past Year 1. First Transit consistently had the highest cost. While in Year 1, the City had the lowest cost, in Years 2 and 3 MV's projected costs were the lowest. The City's cost increase in future years is due in large part to wages and PERS.

The **Transit Director** stated the interview team was very impressed with MV's expertise and understanding of the City's needs. The operations structure they presented is very consistent with current practice and they appear to have a strong commitment to customer service. They agreed to hire the current drivers at their current wage and made strong assurances regarding benefits. MV also operates the City of Canby's transit.

There will be an opportunity to reexamine the contract after two years. The Transit Director recommended the Council authorize the City Manager to enter negotiations with MV.

Moved by Carl Exner, seconded by Jan Lee

Staff Report - 0251

Authorize the City Manager to enter into contract negotiations with MV.

CARRIED. 7-0

Ayes: Stan Pulliam, Jeremy Pietzold, John Hamblin, Laurie
Smallwood, Jan Lee, Carl Exner, and Bethany Shultz

[Transit RFP Presentation Charts](#)

13.3. Parks & Trails Advisory Board Member Term Updates

Staff Report - 0243

The **City Recorder** stated that Parks and Trails Advisory Board member terms are not currently consistent with existing policies. Administrative record searches have determined that term end dates for some long-tenured members are unknown, while newer members were not appointed to specific board seats with set terms. To address the problem, staff recommended that the Council establish fixed, staggered terms for the Board's seats and formally appoint the members to specific seats with set term dates.

Councilor Exner stated that the Arts Commission members have terms that alternate every two years, rather than on odd and even years. The **City Recorder** stated that the existing administrative policy only applies to advisory boards. Commissions are governed under their own rules. **Councilor Smallwood** stated she agrees with the proposal; many members of this particular board have a strong background in parks. **Councilor Shultz** stated it is important to remain consistent with the City's existing policies, which call for term end dates on odd and even years.

Moved by Bethany Shultz, seconded by Laurie Smallwood

Staff Report - 0243

Assign fixed, staggered, four-year term periods for each of the Parks and Trails Advisory Board's seven seats, and appoint members of the Board to specific individual seats, as proposed in the staff report.

CARRIED. 7-0

Ayes: Stan Pulliam, Jeremy Pietzold, John Hamblin, Laurie

Smallwood, Jan Lee, Carl Exner, and Bethany Shultz

14. Report from the City Manager

The **City Manager** updated the Council on the City's response to the COVID-19 crisis. The Library's new curbside service is operating well and has been well-received. Staff is preparing to follow the framework for re-opening Oregon issued by the Governor's Office. Staff will begin compiling budget impact figures from the crisis - potential impacts include gas taxes, transit payroll taxes, and PERS. The City is holding dates for possible future events, depending on how distancing guidance may evolve. The idea of purchasing gift cards from local businesses to distribute to local residents in need is being explored. Regarding wastewater, staff will receive a report this week regarding recycled water opportunities, and meetings continue with applicable property owners and DEQ. The survey work on 362nd and Bell is nearly completed.

15. Committee /Council Reports

Councilor Shultz: the Library Board is not currently meeting.

Councilor Exner: the Arts Commission met last Wednesday - the recording is on YouTube. Mural unveiling celebrations have been delayed due to COVID-19.

Councilor Lee: the Resiliency Planning Committee's work continues. The City should know by the middle of May whether grant funding will be received for this effort. The County is facing a 2% reduction in revenue.

Councilor Smallwood: local students are considering a graduation celebration that would include lining up along the highway with cars passing by acknowledging them. If this proves infeasible, she would like the City to collaborate to help facilitate a celebration. **Mayor Pulliam** stressed that the City should be supportive and collaborative with graduation efforts that are led by the School District, parents, and/or students.

Councilor Pietzold: he supports the City supplementing graduation celebration efforts. Emergency business assistance grants will be moving forward quickly. He is working with the County to facilitate extending free internet access hotspots for individuals without access.

Mayor Pulliam: he is proud of the City's response to the COVID crisis. It is unfortunate that the Mountain Festival had to be cancelled. It will be important to consider how to support service organizations that will not be able to host fundraising events. He is proud of the emergency business assistance grant program. He is excited about implementing the gift card program mentioned by the City Manager. He believes it is time to begin taking substantial actions to re-open our main street

businesses. Testing to determine immunity from the virus will be of great importance; it is possible that more people have been exposed in our area, and are thus immune, than was previously understood. The Governor is considering a regional approach to reopening, which could lump the City in with the larger Metro area. The City may need to advocate to be included with the rural area reopening, due to the serious economic impact. He also stressed the importance of strategically planning how to spend Urban Renewal funds, rather than spending it on an ad-hoc basis. **Councilor Smallwood** stated many business owners are developing measures for opening their businesses safely. **Councilor Lee** stressed the importance of testing for safety.

16. Staff updates

16.1. [Monthly Reports](#)

17. Adjourn

Mayor, Stan Pulliam

City Recorder, Jeff Aprati

Aquatics & Recreation District Formation Voter Survey Findings



Data collected March 2020

Report with Data Printout



Contents

- ▶ Methods Page 1
- ▶ Research Result Page 3
 - ✓ Demographic
 - ✓ Reaction to District formation request
 - ✓ Reaction to District facts
 - ✓ Reaction to Aquatics-only variation
 - ✓ Information sources
- ▶ Conclusions & Recommendations Page 28
- ▶ Appendix Page 34
 - ✓ Questionnaire
 - ✓ Data printout

METHODS

- ▶ Objectives:
 - ✓ Assess likely level of support for potential District formation request
 - ✓ Identify how best to communicate District's benefits
- ▶ Telephone interviews with registered voters. 41% of interviews conducted on cell phones
- ▶ List: Voters in area similar to Library District, (includes Sandy, Boring, Eagle Creek, communities east to Alder Creek)
- ▶ Sample of 300. Worst-case reliability $\pm 5.7\%$.

► Respondent criteria:

- ✓ Lives in proposed District area
 - ✓ Self-described as voter – 81% vote in every election; 14% in Primary & General; 5% Presidential only
 - ✓ Gender (54%/45% female/male, 1% not identified). Final data weighted to balance female/male 50/50. Weighted n=303. (Difference compared to raw data is minimal)
- Interviews conducted March 6 to March 21, 2020
- ✓ Overlaps with rising Covid 19 virus concerns everywhere.

RESEARCH RESULTS

Respondent demographics

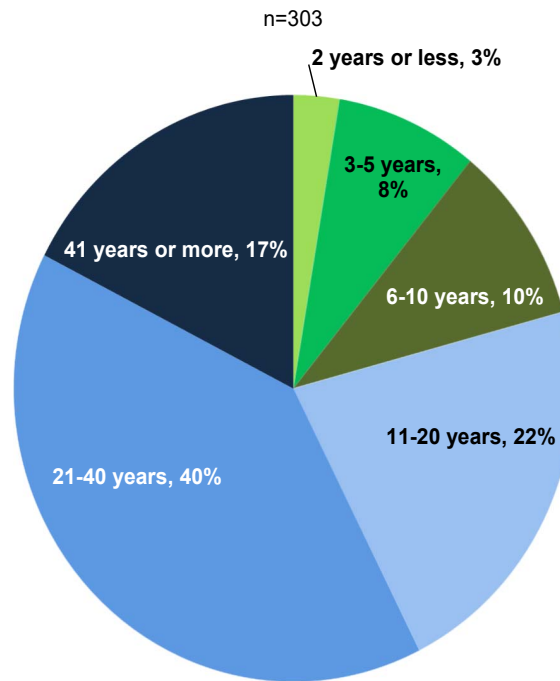
Aquatics & Recreation District Formation Survey

3

www.cdri.com

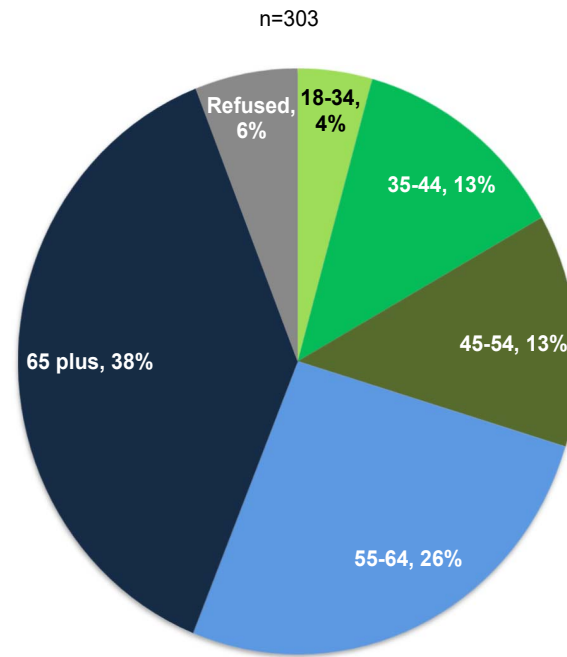
Most are long-time residents: Average is 27 years.

Q: How long have you lived in the City of Sandy or one of the surrounding communities?



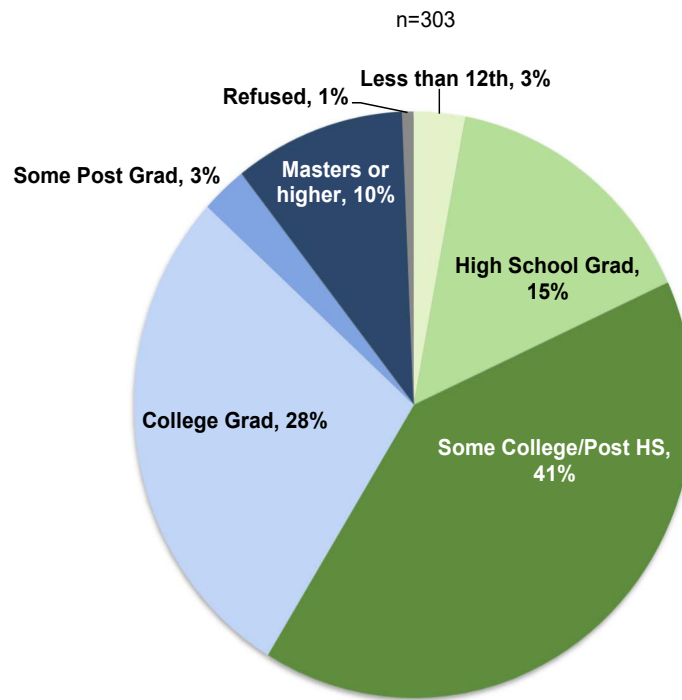
As expected, voters are also older. Average age is 60 years

Q: What is your age, please?



4 in 10 voters have a college degree, 8 in 10 at least some post-secondary education

Q: What is the last year of education you had the opportunity to complete?



Other demographics: A quarter have children at home & 9 in 10 are homeowners

- ▶ Homeownership: 90% own home
- ▶ Children under 18: 25% have children in home

Reaction to District formation request

INITIAL “ASK” DESCRIPTION

The City of Sandy and surrounding communities are organizing an effort to form an Aquatics and Recreation District to serve the residents of these communities.

As envisioned, the District would renovate and operate the currently closed Aquatics Center at the 40-acre Community Campus in Sandy. The improved Aquatics Center would include a renovated indoor pool for year-round use. The District would also offer a range of recreational programs, for example soccer, dance, and music, that are designed to serve all ages throughout the District.

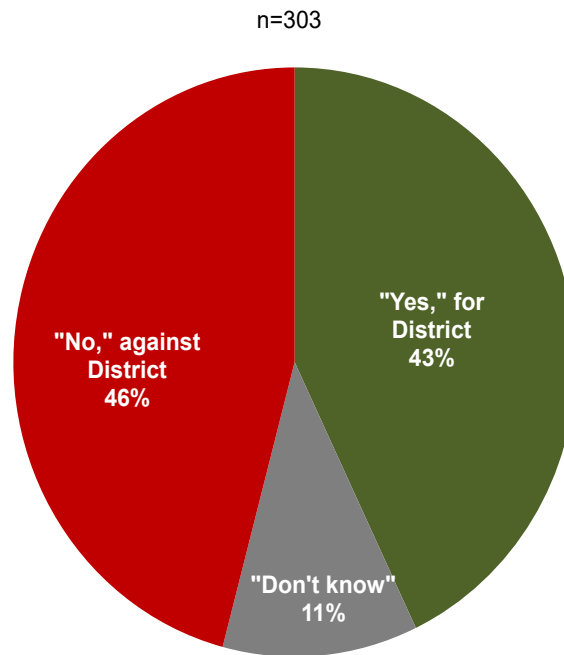
A “yes” vote would result in the creation of the District, along with the establishment of a permanent property tax rate of \$1.11 per thousand of assessed value, *not market value*. For property assessed at \$200,000, about average for residential property in the proposed District, the cost would be \$222 per year.

If the District is created, a 5-member board of directors would be elected to provide management and oversee future direction for the District.

THREE VOTING QUESTIONS

- ▶ If the election were held today, would you vote “*yes*” for the formation of an Aquatics and Recreation District or “*no*” against the formation of a District?
- ▶ ***If “don’t know:”*** If you had to make a decision today, would you say you are leaning toward voting *for* or *against* the formation of an Aquatics and Recreation District?
- ▶ ***If “yes:”*** District formation could be on the ballot as early as November 2020 and other funding measures may be on the ballot at that time. How strong is your support for the formation of an Aquatics and Recreation District? (very, somewhat, or not confident of voting “*yes*”).

Initial support by only 43% of voters
(actual “yes” almost always lower than “initial yes”)



Aquatics & Recreation District Formation Survey

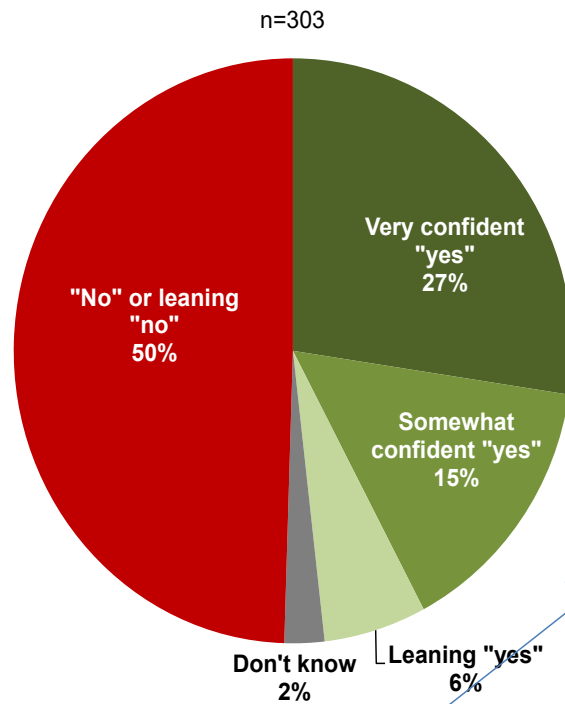
11

www.cdri.com

The disparity in voting preference between men & women is larger than typical — 22-point difference

- ▶ Women are much more likely to give initial support (54% initial “yes”) than are men (32%)
 - ✓ A gender differential in the 10-12 percentage point range on other money measures tested is more common
- ▶ Other voter segments more likely to initially indicate they would vote “yes:”
 - ✓ Voters under 65 (48%) more than 65 or older (39%)
 - ✓ Children in the household. Of those with a child under 18 at home, 66% “yes”
 - ✓ Lives in Sandy ZIP code 97055 (48%) compared to (35%) for those in other ZIP codes.

27% are “very confident” they will support District formation; 23% are Fence Sitters



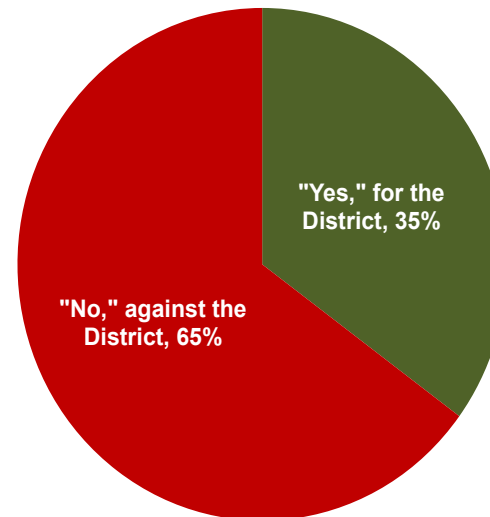
Fence Sitters are Voters who may support the bond but are not firmly committed to a “yes” vote, so may change mind. Getting information to **Fence Sitters** typically key to success

Fence Sitters = 23%
Somewhat confident (15%) +
Leaning “yes” (6%) +
Don't know (2%)

Projection indicates Aquatics & Recreation District formation is not likely to pass

Projection Assumptions:

- √ All "very confident" voters (27%) will vote "yes"
- √ 1/3 of Fence Sitters (8%) will vote "yes"



Interpreting the projection

- ▶ The projection assumes minimal change in relevant factors including economic confidence of voters and general reputation of local government
- ▶ Economic confidence during survey period was low due to global pandemic conditions — even over the 2-week survey period, initial yes percentage declined by a few percentage points
- ▶ Historical trends suggest virtually no chance for passage in near future
- ▶ Aquatics-only District (discussed later in report) has a bit more potential but still has little chance until economic shock passes.

Reaction to District facts

Aquatics & Recreation District Formation Survey

16

www.cdri.com

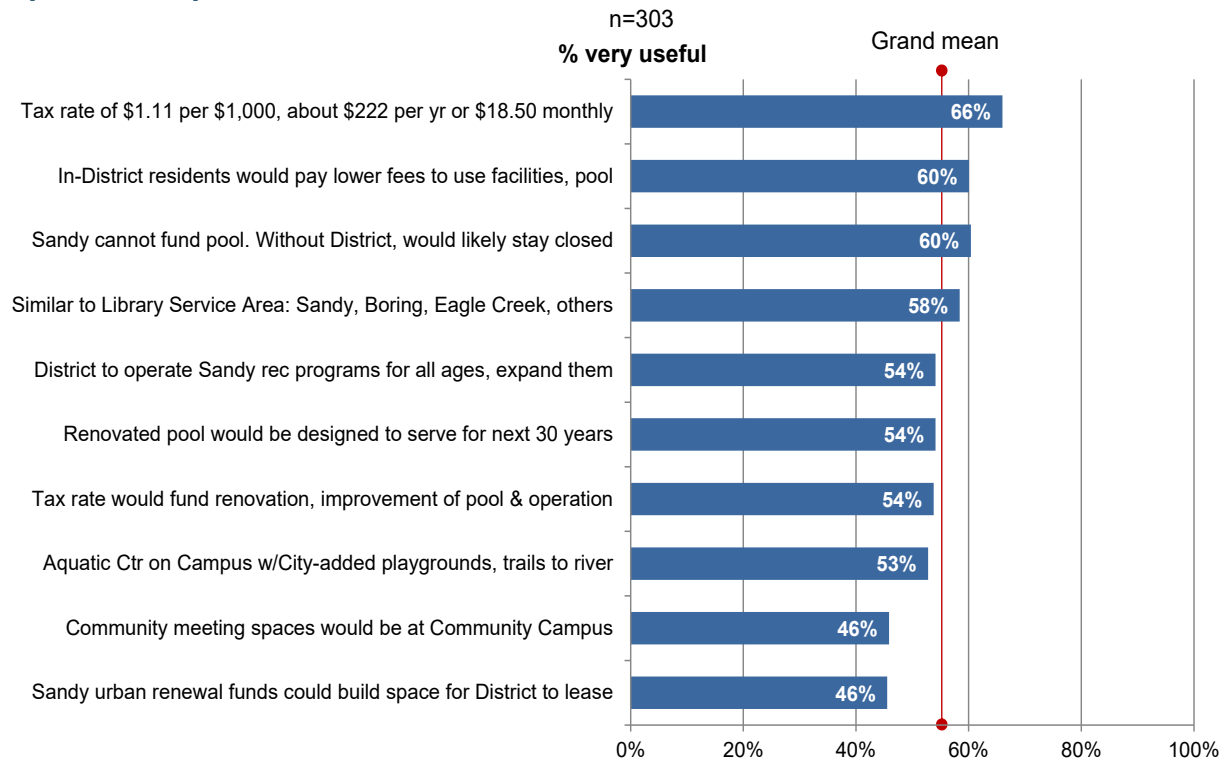
Now I am going to read you a series of factual statements regarding the proposed Aquatics and Recreation District. Regardless of how you currently believe you will vote, please rate how *useful the information seems to you* in clarifying whether or not you will vote for the formation of the District. For each statement please tell me whether it is *very useful, somewhat useful, not especially useful* information regarding formation of the District.

(Abbreviated statements shown in charts.
For complete context, see full text of fact statements.)

Full text of statements

- ▶ If approved, the District would have a property tax rate of \$1.11 per thousand of assessed value, not market value. For property assessed at \$200,000, the cost would be \$222 per year or \$18.50 a month
- ▶ Residents living in the District would pay lower fees than out-of-District residents to use District facilities, including the pool
- ▶ The City of Sandy does not have the funds necessary to renovate and operate the pool. If the Aquatics and Recreation District is not formed, the pool would likely be permanently closed
- ▶ The boundaries of the District would be similar to those of the Sandy Library Service Area and would include the City of Sandy as well as Boring, Eagle Creek, and communities east of Sandy to Alder Creek
- ▶ The City of Sandy would turn over operation of its current recreation programs to the proposed District and the District would expand the recreational programs offered, including programs for all ages
- ▶ The renovated pool would be designed to serve District residents for the next 30 years
- ▶ The proposed tax rate would fund the improvement and renovation of the current indoor pool at the Community Campus in Sandy, as well as ongoing operation of the pool
- ▶ The Aquatics Center would be located on Community Campus property that the City anticipates upgrading by adding features such as playgrounds and walking trails to the river
- ▶ Community meeting spaces would be available in the renovated building at the Community Campus
- ▶ If the District is formed, the City of Sandy anticipates using urban renewal funds to establish a community center on the campus with space that could be leased to the District for recreation programs

Most useful facts relate to costs & keeping pool open

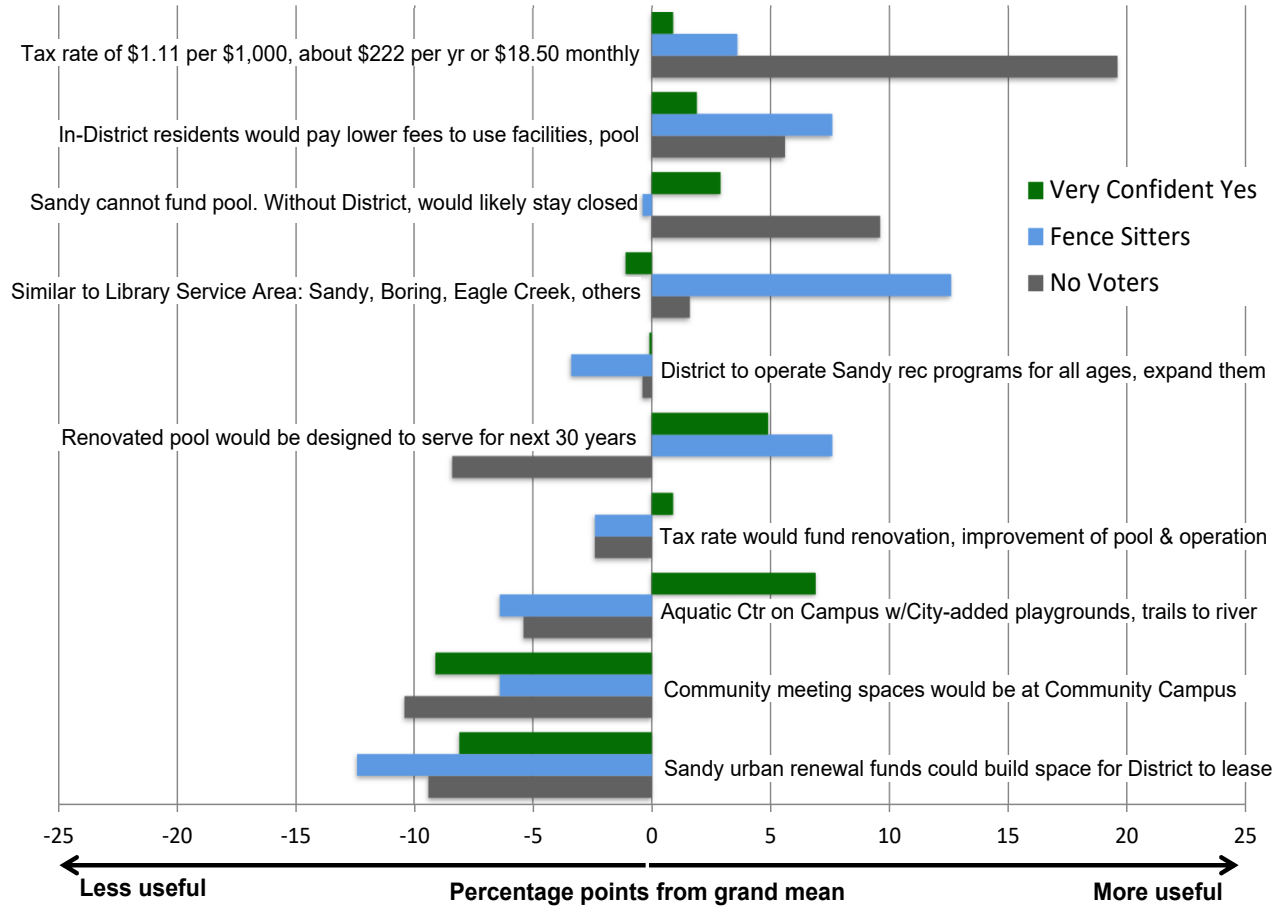


Normalize data to identify key messages

- ▶ Tendency for individuals or groups to rate all items higher or lower. Grand mean of very useful ratings by segment:
 - ✓ Very Confident (81%), Fence Sitters (66%), No (35%)
- ▶ To address issue, normalize data. 2 steps:
 - ✓ Determine “grand mean” – average of averages – for each segment
 - ✓ Determine how far above or below each statement’s rating is from grand mean
- ▶ Higher above grand mean, more important to communicate.

Opinions by voter segments

Very confident yes n=83; Fence sitters n=70; No voters n=150



Statements improve “yes” voter confidence,
change opinion of some “unsure” or “no” voters

After District formation statements read...

- ▶ Some who initially said “no” or “unsure” change to saying “yes” — a theoretic 5-point swing toward initial “yes” overall (from 43% to 48%)
- ▶ Percentage of respondents who are “very confident” of “yes” vote rises just 2 points from 27% to 29%
- ▶ Real-world change likely to be less because not all voters will receive all information.

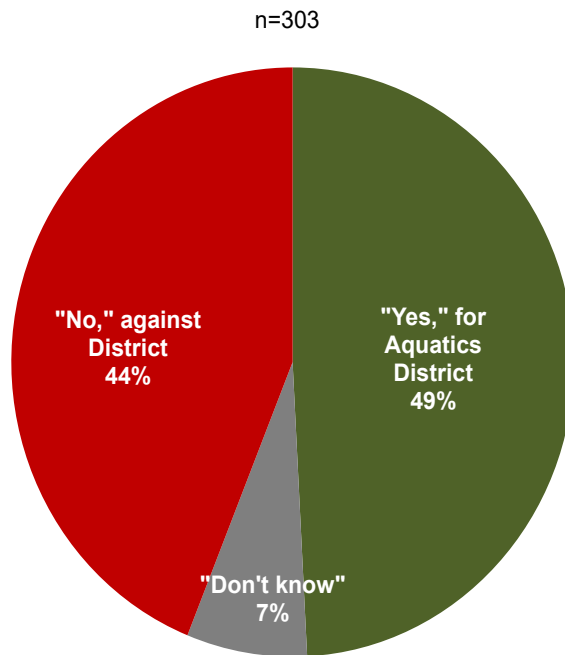
Aquatics-only follow up question:

Q: A different approach under consideration is to form just an Aquatics District with the sole purpose of renovating and operating the Aquatics Center at the Community Campus in Sandy. The current indoor pool would be renovated and staffed, but the District would offer no other recreational programs or amenities.

The tax rate associated with this type of District would be 67¢ per thousand of assessed value. For property valued at \$200,000 the cost would be \$134 per year rather than the \$222 per year for an Aquatics and Recreation District.

If voters are asked to form an Aquatics District, would you vote “yes” for the formation of an Aquatics District or “no” against the District?

Aquatics District gains just 6 more “yes” points over Aquatics & Recreation District (49% initial yes, compared to 43% — still low)



While Aquatics-only District earns a bit more support, passage will still be a challenge

- ▶ As shown, Aquatics District gains just 6 more “yes” points over Aquatics & Recreation District (49% initial yes, compared to 43% — still low)
- ▶ Under the most generous assumption (that those who switched to “no” for the lesser-cost District from “yes” on the more expensive one would have said “yes” if only one scenario were asked), the initial yes could be as high as 57%
 - ✓ That large a shift in the positive direction is very unlikely
 - ✓ Ignores likelihood that at least some no voters who said “yes” did so only in comparison (to encourage the lower cost option after hearing the more expensive one).

Information sources

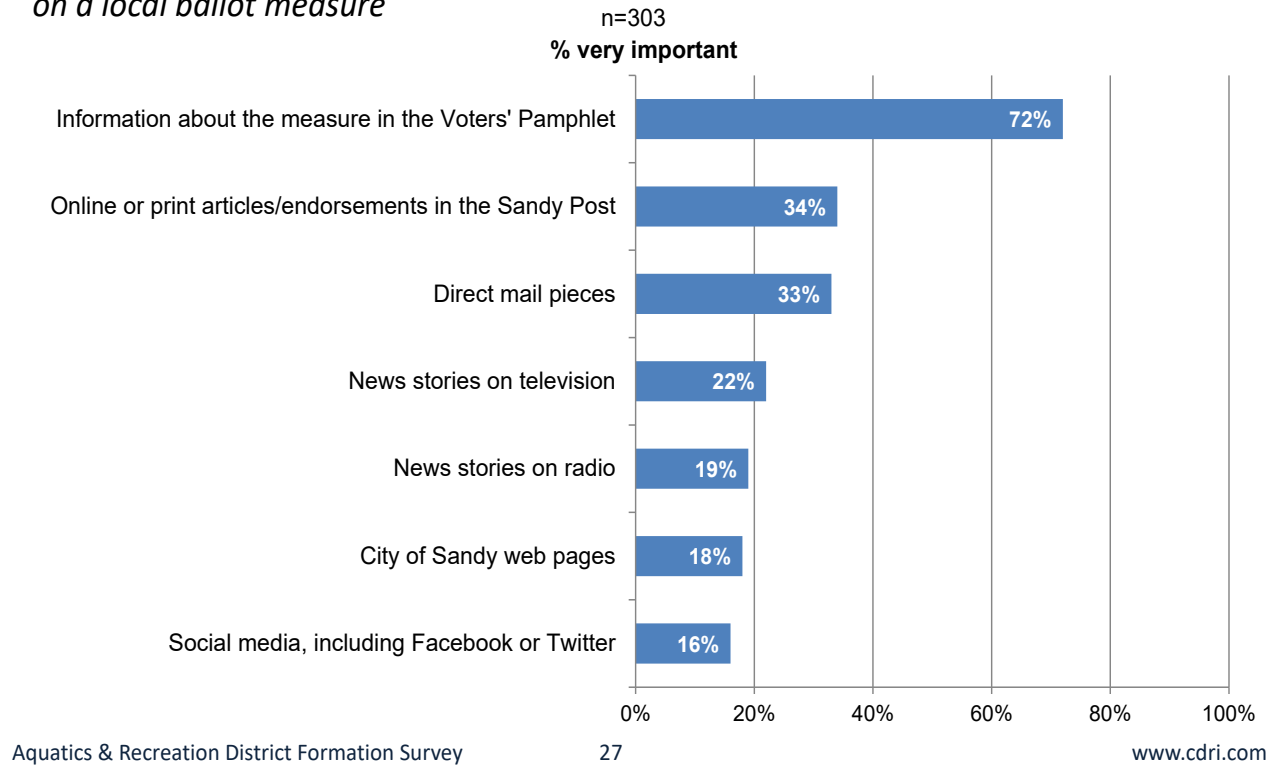
Aquatics & Recreation District Formation Survey

26

www.cdri.com

Voters' Pamphlet key information source

Q: Now I want you to think specifically about how you learn about local elections. I am going to read you a list of possible sources of information. Please tell me if each source of information is very, somewhat, or not important when you are deciding how to vote on a local ballot measure



CONCLUSIONS & RECOMMENDATIONS

Economic uncertainty undermines likelihood of passing District formation

- ▶ Voters make decisions about measures impacting their own property taxes based on 3 factors:
 - ✓ Perceived community benefit of intended purpose
 - ✓ Trust in organization to use tax dollars wisely
 - ✓ Degree of personal economic confidence
- ▶ The issue that is hardest to control — economic confidence — makes voter-approval of an Aquatics & Recreation District unlikely in the near term.

World events in the Spring of 2020 make predictions especially challenging

- ▶ There is little historic comparison to the current economic situation, making forecasting difficult
 - ✓ Other than November 2008 election (shortly after a major market decline), voting results have met, or sometimes beaten, our projections
 - ✓ However, in '08, results in November were about 10 points below projections developed the previous May, when economic confidence was much higher
- ▶ In this case, significant economic (& health) anxiety was already present during the survey period
 - ✓ Without a return of reasonable economic confidence, we do not see a path to passage of either option.

Delay the vote & evaluate lower cost options

- ▶ Delay any District formation vote until pandemic disruption is passed
 - ✓ With economic rebound, better support can be expected from all groups, though passage is not assured
- ▶ Based on current data, Aquatics-only District, while still a challenge, has greater likelihood of passage
 - ✓ While “fence sitters” do consider the value of the benefit (as opposed to just the cost), difference between \$1.11 per thousand for Aquatics & Rec compared to 67¢ per thousand for Aquatics-alone is substantial.

Consider options in light of unlikely support for District in 2020

- ▶ Can City afford to maintain closed pool facility until a future when economic confidence returns?
 - ✓ If so, best chance may be 2022 or later, given the importance of younger voter support
- ▶ If City can afford to wait, then lay groundwork for a District-formation proposal
- ▶ Consider additional research, when economy improves, to further refine messaging
 - ✓ Particularly relevant for evaluating Aquatics-only approach, if selected
 - ✓ Develop descriptions, ballot explanations, & related communications materials based on research results.

For answers to questions or
more information, contact:

Campbell DeLong Resources, Inc.

Martha DeLong, MarthaD@cdri.com

John Campbell, John@cdri.com

(503) 221-2005

Appendix

Questionnaire

Aquatics & Recreation District Formation Survey

34

www.cdri.com

**AQUATICS AND RECREATION DISTRICT
2020 FORMATION ELECTION
892**

DATE _____
PHONE NUMBER _____
RESPONDENT NAME _____
INTERVIEWER _____

REASONS FOR TERMINATION

- Gender quota Q1
- Does not live in area Q2
- Not a registered voter..... Q3
- Rarely votes Q4

INTRODUCTION

(TO RANDOM HOUSEHOLD RESPONDENT:) Hello, I'm **(FIRST AND LAST NAME)** from Campbell DeLong Resources. We are conducting a brief study on *local* government. May I please speak with a (male/female) household member who is a registered voter? **(IF NECESSARY:** The survey will take no more than 12 minutes to complete.) **IF NOT AVAILABLE, MAKE CALLBACK APPOINTMENT FOR FIRST POSSIBLE TIME.**

AS NECESSARY: This is strictly research. We are not selling anything, and your name will not be associated with your comments.

IF ASKING FOR MALE RESPONDENT: I need to speak to a male in the household because we need to interview an equal number of men and women and we have already reached our quota for women.

(TO NEW HOUSEHOLD RESPONDENT:) Hello, I'm **(FIRST AND LAST NAME)** from Campbell DeLong Resources. We are conducting a brief study on *local* government. **(IF NECESSARY:** The survey will take no more than 12 minutes to complete.)

AS NECESSARY: This is strictly research. We are not selling anything, and your name will not be associated with your comments.

SCREENING

First, I have just a couple of questions to determine if you are the appropriate person to talk with.

1. GENDER. RECORD. DO NOT ASK. CHECK QUOTAS. AN APPROXIMATE 50/50 MALE/FEMALE QUOTA

- Male 1 **CONTINUE**
- Female 2 **CONTINUE**
- Unable to determine..... 3 **CONTINUE**

2. What is your ZIP code? RECORD. CONFIRM SAME AS VOTER REGISTRATION LIST.

- 97009 1
- 97022 2
- 97023 3
- 97055 4
- Other ZIP code, specify _____

ZIP CODE PROVIDED MUST MATCH ZIP CODE IN VOTER REGISTRATION LIST OR BE ZIP CODE LISTED ABOVE

IF REFUSES ZIP CODE SAY: We need this information just to confirm that you live in a specific area. This information is strictly confidential and will not be associated with your name or provided to other organizations. **IF CONTINUES TO REFUSE, POLITELY DISCONTINUE.**

3. Are you registered to vote in Oregon? RECORD ONE ONLY.

- Yes 1 **CONTINUE**
- No 2 **POLITELY DISCONTINUE**
- DO NOT READ:** Don't know..... 9 **POLITELY DISCONTINUE**

4. Which one of the following statements *best* describes how often you typically vote. READ CATEGORIES IN ORDER. RECORD ONE ONLY.

- Every election, including all off-year May and November elections, no matter what's on the ballot 1 **CONTINUE**
- Consistently in major May primaries and November general elections and sometimes in others 2 **CONTINUE**
- In Presidential general elections, but less frequently in others 3 **CONTINUE**
- Rarely in any election..... 4 **POLITELY DISCONTINUE**
- DO NOT READ:** Don't know 9 **POLITELY DISCONTINUE**

ATTITUDES TOWARD DISTRICT FORMATION

The City of Sandy and surrounding communities are organizing an effort to form an Aquatics and Recreation District to serve the residents of these communities.

As envisioned, the District would renovate and operate the currently closed Aquatics Center at the 40-acre Community Campus in Sandy. The improved Aquatics Center would include a renovated indoor pool for year-round use. The District would also offer a range of recreational programs, for example soccer, dance, and music, that are designed to serve all ages throughout the District.

A "yes" vote would result in the creation of the District, along with the establishment of a permanent property tax rate of \$1.11 per thousand of assessed value, *not market value*. For property assessed at \$200,000, about average for residential property in the proposed District, the cost would be \$222 per year.

If the District is created, a 5-member board of directors would be elected to provide management and oversee future direction for the District.

5A. If the election were held today, would you vote "yes" for the formation of an Aquatics and Recreation District or "no" against the formation of a District? **RECORD ONE ONLY.**

- Yes, for the District formation 1 **SKIP TO 5C**
- No, against the District formation 2 **SKIP TO 6**
- DO NOT READ:** Don't know 9 **ASK 5B**

5B. **IF DON'T KNOW IN 5A:** If you had to make a decision today, would you say you are leaning toward voting *for* or *against* the formation of an Aquatics and Recreation District? **RECORD ONE ONLY.**

- Leaning toward yes 1
- Leaning toward no 2
- DO NOT READ:** Don't know 9

5c. **IF YES IN 5A:** District formation could be on the ballot as early as November 2020 and other funding measures may be on the ballot at that time. How strong is your support for the formation of an Aquatics and Recreation District? Would you say you are *very* confident, *somewhat* confident, or *not* confident that you will vote for the formation of this District? **RECORD ONE ONLY.**

- Very confident 1
- Somewhat confident 2
- Not confident 3
- DO NOT READ:** Don't know 9

USEFULNESS OF INFORMATION

6. **ASK ALL:** Now I am going to read you a series of factual statements regarding the proposed Aquatics and Recreation District. Regardless of how you currently believe you will vote, please rate how *useful the information seems to you* in clarifying whether or not you will vote for the formation of the District. For each statement please tell me whether it is *very useful, somewhat useful, not especially useful* information regarding formation of the District. **READ, RANDOMIZE LIST**

VERY SOMEWHAT NOT DK

- a. If approved, the District would have a property tax rate of \$1.11 per thousand of assessed value, *not market value*. For property assessed at \$200,000, the cost would be \$222 per year or \$18.50 a month..... 1 2 3 9
- b. The proposed tax rate would fund the improvement and renovation of the current indoor pool at the Community Campus in Sandy, as well as ongoing operation of the pool. 1 2 3 9
- c. The renovated pool would be designed to serve District residents for the next 30 years..... 1 2 3 9
- d. If the District is formed, the City of Sandy anticipates using urban renewal funds to establish a community center on the campus with space that could be leased to the District for recreation programs 1 2 3 9
- e. The Aquatics Center would be located on Community Campus property that the City anticipates upgrading by adding features such as playgrounds and walking trails to the river..... 1 2 3 9
- f. The City of Sandy would turn over operation of its current recreation programs to the proposed District and the District would expand the recreational programs offered, including programs for all ages 1 2 3 9
- g. Residents living in the District would pay lower fees than out-of-District residents to use District facilities, including the pool..... 1 2 3 9
- h. Community meeting spaces would be available in the renovated building at the Community Campus 1 2 3 9
- i. The boundaries of the District would be similar to those of the Sandy Library Service Area and would include the City of Sandy as well as Boring, Eagle Creek, and communities east of Sandy to Alder Creek..... 1 2 3 4
- j. The City of Sandy does not have the funds necessary to renovate and operate the pool. If the Aquatics and Recreation District is not formed, the pool would likely be permanently closed 1 2 3 4

7a. **ASK ONLY OF THOSE WHO SAY “NO” OR “DON’T KNOW” IN Q5A:** As I noted before, all of the statements I just read are true. Now that you have been provided with this information, if the election were held today, would you vote “yes” for the formation of an Aquatics and Recreation District or “no” against formation of the District? **RECORD ONE ONLY.**

- Yes, for the District..... 1
- No, against the District2
- DO NOT READ:** Don't know9

7b. **ONLY IF “YES” IN 5A:** As I noted before, all of the statements I just read are true. Now that you have been provided with this information, how strong is your support for the formation of an Aquatics and Recreation District? Would you say you are *very* confident, *somewhat* confident, or *not* confident that you will vote for the formation of this District? **RECORD ONE ONLY.**

- Very confident 1
- Somewhat confident 2
- Not confident 3
- DO NOT READ:** Don't know 9

AQUATICS-ONLY OPTION

8. **ASK ALL:** A different approach under consideration is to form just an Aquatics District with the sole purpose of renovating and operating the Aquatics Center at the Community Campus in Sandy. The current indoor pool would be renovated and staffed, but the District would offer no other recreational programs or amenities.

The tax rate associated with this type of District would be 67¢ per thousand of assessed value. For property valued at \$200,000 the cost would be \$134 per year rather than the \$222 per year for an Aquatics and Recreation District.

If voters are asked to form an Aquatics District, would you vote “yes” for the formation of an Aquatics District or “no” against the District?

- Yes, for the District..... 1
- No, against the District2
- Don't know9

INFORMATION SOURCES

9. Now I want you to think specifically about how you learn about local elections. I am going to read you a list of possible sources of information. Please tell me if each source of information is very, somewhat, or not important when you are deciding how to vote on a local ballot measure. **READ AND ROTATE LIST.**

- | | VERY | SOMEWHAT | NOT | DK |
|---|--------|----------|--------|----|
| a. Online or print articles and endorsements in the <i>Sandy Post</i> | 1..... | 2..... | 3..... | 9 |
| b. News stories on radio..... | 1..... | 2..... | 3..... | 9 |
| c. News stories on television..... | 1..... | 2..... | 3..... | 9 |
| d. Direct mail pieces..... | 1..... | 2..... | 3..... | 9 |
| e. Social media, including Facebook or Twitter..... | 1..... | 2..... | 3..... | 9 |
| f. Information about the measure in the Voter's Pamphlet..... | 1..... | 2..... | 3..... | 9 |
| g. City of Sandy web pages..... | 1..... | 2..... | 3..... | 9 |

DEMOGRAPHICS

Now I have a few final questions to help classify your responses.

10. How long have you lived in the City of Sandy or one of the surrounding communities?
RECORD IN YEARS. (IF LESS THAN ONE YEAR, RECORD AS "LESS THAN ONE YEAR.")

_____ **YEARS**
LESS THAN ONE YEAR 98
DO NOT READ: Don't remember/don't know/refused 99

11. Do you own or rent your current home?

Own 1
Rent 2
Refused 9

12. Do you have any children under the age of 18 currently living in your home?

Yes 1
No 2
Refused 9

13. What is your age, please? **RECORD.**

_____ **YEARS**

14. And what is the last year of education you had the opportunity to complete? **RECORD. READ LIST ONLY IF NECESSARY.**

Less than 12th grade (not a high school graduate).. 1
High school graduate 2
Some college or other post-secondary education 3
College graduate 4
Some post-graduate 5
Master's degree or higher 6
Refused 9

VERIFY AND RECORD RESPONDENT FIRST NAME AND PHONE NUMBER. Thank you very much for participating in this survey.

2020 SANDY AQUATICS AND RECREATION DISTRICT VOTER SURVEY - WEIGHTED

1. Gender

###	Initial vote			Key voters			Vote Freq			Gender		Age		Live in Sandy area UND-ER 21YRS	Child? Yes	Education		ZIP		Survey Date		
	TOTAL	Yes	No	Don't know	Very Confi	Fence Sit	No	Every	Prim/gen	Pres	Male	Female	Under 65			65+	No coll degr	Coll degr	97055	Other	March 6-11	March 12-20
Total	303	130	139	34	83	70	150	244	43	16	152	151	170	115	129	76	178	123	188	115	145	158
Male	152	48	88	16	32	29	91	123	20	9	152	0	94	48	66	39	92	59	93	59	77	75
	50%	37%	63%	47%	39%	41%	61%	50%	47%	56%	100%	0%	55%	42%	51%	51%	52%	48%	49%	51%	53%	47%
Female	151	82	51	18	51	41	59	121	23	7	0	151	76	67	63	37	86	64	95	56	68	83
	50%	63%	37%	53%	61%	59%	39%	50%	53%	44%	0%	100%	45%	58%	49%	49%	48%	52%	51%	49%	47%	53%

2. In what ZIP code are you registered to vote?

###	Initial vote			Key voters			Vote Freq			Gender		Age		Live in Sandy area UND-ER 21YRS	Child? Yes	Education		ZIP		Survey Date		
	TOTAL	Yes	No	Don't know	Very Confi	Fence Sit	No	Every	Prim/gen	Pres	Male	Female	Under 65			65+	No coll degr	Coll degr	97055	Other	March 6-11	March 12-20
Total	303	130	139	34	83	70	150	244	43	16	152	151	170	115	129	76	178	123	188	115	145	158
97009	63	20	38	5	12	12	39	50	7	6	37	26	31	29	21	14	38	25	0	63	27	36
	21%	15%	27%	15%	14%	17%	26%	20%	16%	38%	24%	17%	18%	25%	16%	18%	21%	20%	0%	55%	19%	23%
97022	51	20	23	8	13	9	29	43	8	0	21	30	28	19	24	13	27	23	0	51	28	23
	17%	15%	17%	24%	16%	13%	19%	18%	19%	0%	14%	20%	16%	17%	19%	17%	15%	19%	0%	44%	19%	15%
97023	1	0	1	0	0	0	1	1	0	0	1	0	1	0	0	0	1	0	0	1	1	0
	0%	0%	1%	0%	0%	0%	1%	0%	0%	0%	1%	0%	1%	0%	0%	0%	1%	0%	0%	1%	1%	0%
97055	188	90	77	21	58	49	81	150	28	10	93	95	110	67	84	49	112	75	188	0	89	99
	62%	69%	55%	62%	70%	70%	54%	61%	65%	63%	61%	63%	65%	58%	65%	64%	63%	61%	100%	0%	61%	63%

(Q3, not shown, is a qualifying question: "Are you registered to vote in the State of Oregon?" Respondent must say yes to continue.)

2020 SANDY AQUATICS AND RECREATION DISTRICT VOTER SURVEY - WEIGHTED

4. Which one of the following statements best describes how often you typically vote?

	###	Initial vote			Key voters			Vote Freq			Gender		Age		Live in Sandy area UN- DER 21YRS	Child? Yes	Education		ZIP		Survey Date	
		Yes	No	Don't know	Very Confi	Fence Sit	No	Every	Prim/gen	Pres	Male	Female	Under 65	65+			No coll degr	Coll degr	97055	Other	March 6-11	March 12-20
Total	303	130	139	34	83	70	150	244	43	16	152	151	170	115	129	76	178	123	188	115	145	158
Every election	244 81%	101 78%	116 83%	27 79%	62 75%	57 81%	125 83%	244 100%	0 0%	0 0%	123 81%	121 80%	126 74%	104 90%	100 78%	49 64%	141 79%	101 82%	150 80%	94 82%	110 76%	134 85%
Consistently in primary and general	43 14%	22 17%	16 12%	5 15%	17 20%	8 11%	18 12%	0 0%	43 100%	0 0%	20 13%	23 15%	32 19%	8 7%	19 15%	19 25%	30 17%	13 11%	28 15%	15 13%	23 16%	20 13%
Presidential	16 5%	7 5%	7 5%	2 6%	4 5%	5 7%	7 5%	0 0%	0 0%	16 100%	9 6%	7 5%	12 7%	3 3%	10 8%	8 11%	7 4%	9 7%	10 5%	6 5%	12 8%	4 3%

5. The City of Sandy and surrounding communities are organizing an effort to form an Aquatics and Recreation District to serve the residents of these communities. As envisioned, the District would renovate and operate the currently closed Aquatics Center at the 40-acre Community Campus in Sandy. The improved Aquatics Center would include a renovated indoor pool for year-round use. The District would also offer a range of recreational programs, for example soccer, dance, and music, that are designed to serve all ages throughout the District.

A “yes” vote would result in the creation of the District, along with the establishment of a permanent property tax rate of \$1.11 per thousand of assessed value, not market value. For property assessed at \$200,000, about average for residential property in the proposed District, the cost would be \$222 per year.

If the District is created, a 5-member board of directors would be elected to provide management and oversee future direction for the District.

5A. If the election were held today, would you vote “yes” for the formation of an Aquatics and Recreation District or “no” against the formation of a District?

	###	Initial vote			Key voters			Vote Freq			Gender		Age		Live in Sandy area UN- DER 21YRS	Child? Yes	Education		ZIP		Survey Date	
		Yes	No	Don't know	Very Confi	Fence Sit	No	Every	Prim/gen	Pres	Male	Female	Under 65	65+			No coll degr	Coll degr	97055	Other	March 6-11	March 12-20
Total	303	130	139	34	83	70	150	244	43	16	152	151	170	115	129	76	178	123	188	115	145	158
Yes, for the levy	130 43%	130 100%	0 0%	0 0%	83 100%	47 67%	0 0%	101 41%	22 51%	7 44%	48 32%	82 54%	82 48%	45 39%	67 52%	50 66%	73 41%	57 46%	90 48%	40 35%	64 44%	66 42%
No, against the levy	139 46%	0 0%	139 100%	0 0%	0 0%	0 0%	139 93%	116 48%	16 37%	7 44%	88 58%	51 34%	77 45%	49 43%	53 41%	22 29%	80 45%	57 46%	77 41%	62 54%	68 47%	71 45%
Don't know	34 11%	0 0%	0 0%	34 100%	0 0%	23 33%	11 7%	27 11%	5 12%	2 13%	16 11%	18 12%	11 6%	21 18%	9 7%	4 5%	25 14%	9 7%	21 11%	13 11%	13 9%	21 13%

2020 SANDY AQUATICS AND RECREATION DISTRICT VOTER SURVEY - WEIGHTED

5B. IF DON'T KNOW IN Q5A: If you had to make a decision today, would you say you are leaning toward voting for or against the formation of a District?

	###	Initial vote			Key voters			Vote Freq			Gender		Age		Live in Sandy area UND-ER-21YRS	Child?	Education		ZIP		Survey Date	
		Yes	No	Don't know	Very Confi	Fence Sit	No	Every	Prim/gen	Pres	Male	Female	Under 65	65+			Yes	No coll degr	Coll degr	97055	Other	March 6-11
Total	34	0	0	34	0	23	11	27	5	2	16	18	11	21	9	4	25	9	21	13	13	21
Leaning toward yes	16 47%	0 0%	0 0%	16 47%	0 0%	16 70%	0 0%	13 48%	2 40%	1 50%	10 63%	6 33%	6 55%	10 48%	6 67%	2 50%	11 44%	5 56%	13 62%	3 23%	5 38%	11 52%
Leaning toward no	11 32%	0 0%	0 0%	11 32%	0 0%	0 0%	11 100%	9 33%	2 40%	0 0%	3 19%	8 44%	4 36%	5 24%	2 22%	2 50%	8 32%	3 33%	4 19%	7 54%	5 38%	6 29%
Don't know	7 21%	0 0%	0 0%	7 21%	0 0%	7 30%	0 0%	5 19%	1 20%	1 50%	3 19%	4 22%	1 9%	6 29%	1 11%	0 0%	6 24%	1 11%	4 19%	3 23%	3 23%	4 19%

5C. IF YES IN 5A: District formation could be on the ballot as early as November 2020 and other funding measures may be on the ballot at that time. How strong is your support for the formation of an Aquatics and Recreation District? Would you say you are very confident, somewhat confident, or not confident that you will vote for the formation of this District?

	###	Initial vote			Key voters			Vote Freq			Gender		Age		Live in Sandy area UND-ER-21YRS	Child?	Education		ZIP		Survey Date	
		Yes	No	Don't know	Very Confi	Fence Sit	No	Every	Prim/gen	Pres	Male	Female	Under 65	65+			Yes	No coll degr	Coll degr	97055	Other	March 6-11
Total	130	130	0	0	83	47	0	101	22	7	48	82	82	45	67	50	73	57	90	40	64	66
Very confident	83 64%	83 64%	0 0%	0 0%	83 100%	0 0%	0 0%	62 61%	17 77%	4 57%	32 67%	51 62%	56 68%	26 58%	43 64%	38 76%	49 67%	34 60%	58 64%	25 63%	36 56%	47 71%
Somewhat confident	45 35%	45 35%	0 0%	0 0%	0 0%	45 96%	0 0%	38 38%	4 18%	3 43%	14 29%	31 38%	25 30%	18 40%	23 34%	12 24%	22 30%	23 40%	31 34%	14 35%	28 44%	17 26%
Not confident	1 1%	1 1%	0 0%	0 0%	0 0%	1 2%	0 0%	1 1%	0 0%	0 0%	1 2%	0 0%	1 1%	0 0%	1 1%	0 0%	1 1%	0 0%	0 0%	1 3%	0 0%	1 2%
Don't know	1 1%	1 1%	0 0%	0 0%	0 0%	1 2%	0 0%	0 0%	1 5%	0 0%	1 2%	0 0%	0 0%	1 2%	0 0%	0 0%	1 1%	0 0%	1 1%	0 0%	0 0%	1 2%

2020 SANDY AQUATICS AND RECREATION DISTRICT VOTER SURVEY - WEIGHTED

6. Now I am going to read you a series of factual statements regarding the proposed Aquatics and Recreation District. Regardless of how you currently believe you will vote, please rate how useful the information seems to you in clarifying whether or not you will vote for the formation of the District...

6a. If approved, the District would have a property tax rate of \$1.11 per thousand of assessed value, not market value. For property assessed at \$200,000 the cost would be \$222 per year or \$18.50 a month.

###	Initial vote			Key voters			Vote Freq			Gender		Age		Live in Sandy area	Child?	Education		ZIP		Survey Date		
	TOTAL	Yes	No	Don't know	Very Confi	Fence Sit	No	Every	Prim/gen	Pres	Male	Female	Under 65	65+	UND-ER 21YRS	Yes	No coll degr	Coll degr	97055	Other	March 6-11	March 12-20
Total	303	130	139	34	83	70	150	244	43	16	152	151	170	115	129	76	178	123	188	115	145	158
Very useful	200 66%	101 78%	78 56%	21 62%	68 82%	49 70%	83 55%	157 64%	32 74%	11 69%	95 63%	105 70%	126 74%	63 55%	89 69%	55 72%	115 65%	84 68%	133 71%	67 58%	96 66%	104 66%
Somewhat useful	45 15%	25 19%	15 11%	5 15%	14 17%	13 19%	18 12%	35 14%	9 21%	1 6%	22 14%	23 15%	21 12%	21 18%	20 16%	15 20%	27 15%	18 15%	26 14%	19 17%	18 12%	27 17%
Not useful	53 17%	4 3%	45 32%	4 12%	1 1%	5 7%	47 31%	47 19%	2 5%	4 25%	32 21%	21 14%	23 14%	26 23%	17 13%	6 8%	32 18%	20 16%	25 13%	28 24%	29 20%	24 15%
Unsure	5 2%	0 0%	1 1%	4 12%	0 0%	3 4%	2 1%	5 2%	0 0%	0 0%	3 2%	2 1%	0 0%	5 4%	3 2%	0 0%	4 2%	1 1%	4 2%	1 1%	2 1%	3 2%

6b. The proposed tax rate would fund the improvement and renovation of the current indoor pool at the Community Campus in Sandy, as well as ongoing operation of the pool.

###	Initial vote			Key voters			Vote Freq			Gender		Age		Live in Sandy area	Child?	Education		ZIP		Survey Date		
	TOTAL	Yes	No	Don't know	Very Confi	Fence Sit	No	Every	Prim/gen	Pres	Male	Female	Under 65	65+	UND-ER 21YRS	Yes	No coll degr	Coll degr	97055	Other	March 6-11	March 12-20
Total	303	130	139	34	83	70	150	244	43	16	152	151	170	115	129	76	178	123	188	115	145	158
Very useful	163 54%	99 76%	47 34%	17 50%	68 82%	45 64%	50 33%	127 52%	28 65%	8 50%	74 49%	89 59%	95 56%	61 53%	74 57%	49 64%	97 54%	66 54%	110 59%	53 46%	72 50%	91 58%
Somewhat useful	67 22%	30 23%	25 18%	12 35%	14 17%	24 34%	29 19%	50 20%	10 23%	7 44%	37 24%	30 20%	37 22%	27 23%	31 24%	20 26%	35 20%	32 26%	39 21%	28 24%	34 23%	33 21%
Not useful	71 23%	0 0%	67 48%	4 12%	0 0%	1 1%	70 47%	66 27%	4 9%	1 6%	41 27%	30 20%	37 22%	26 23%	24 19%	7 9%	44 25%	25 20%	38 20%	33 29%	38 26%	33 21%
Unsure	2 1%	1 1%	0 0%	1 3%	1 1%	0 0%	1 1%	1 0%	1 2%	0 0%	0 0%	2 1%	1 1%	1 1%	0 0%	0 0%	2 1%	0 0%	1 1%	1 1%	1 1%	1 1%

2020 SANDY AQUATICS AND RECREATION DISTRICT VOTER SURVEY - WEIGHTED

6c. The renovated pool would be designed to serve District residents for the next 30 years.

	###	Initial vote			Key voters			Vote Freq			Gender		Age		Live in Sandy area UND-ER-21YRS	Child? Yes	Education		ZIP		Survey Date			
		TOTAL	Yes	No	Don't know	Very Confi	Fence Sit	No	Every	Prim/gen	Pres	Male	Female	Under 65			65+	Yes	No coll degr	Coll degr	97055	Other	March 6-11	March 12-20
Total	303	130	139	34	83	70	150	244	43	16	152	151	170	115	129	76	178	123	188	115	145	158		
Very useful	164 54%	107 82%	37 27%	20 59%	71 86%	52 74%	41 27%	127 52%	28 65%	9 56%	74 49%	90 60%	97 57%	58 50%	72 56%	50 66%	96 54%	68 55%	111 59%	53 46%	72 50%	92 58%		
Somewhat useful	74 24%	22 17%	39 28%	13 38%	11 13%	18 26%	45 30%	58 24%	12 28%	4 25%	40 26%	34 23%	39 23%	33 29%	38 29%	16 21%	45 25%	29 24%	44 23%	30 26%	40 28%	34 22%		
Not useful	63 21%	1 1%	62 45%	0 0%	1 1%	0 0%	62 41%	57 23%	3 7%	3 19%	38 25%	25 17%	34 20%	22 19%	19 15%	10 13%	35 20%	26 21%	32 17%	31 27%	32 22%	31 20%		
Unsure	2 1%	0 0%	1 1%	1 3%	0 0%	0 0%	2 1%	2 1%	0 0%	0 0%	0 0%	2 1%	0 0%	2 2%	0 0%	0 0%	2 1%	0 0%	1 1%	1 1%	1 1%	1 1%		

6d. If the District is formed, the City of Sandy anticipates using urban renewal funds to establish a community center on the campus with space that could be leased to the District for recreation programs.

	###	Initial vote			Key voters			Vote Freq			Gender		Age		Live in Sandy area UND-ER-21YRS	Child? Yes	Education		ZIP		Survey Date			
		TOTAL	Yes	No	Don't know	Very Confi	Fence Sit	No	Every	Prim/gen	Pres	Male	Female	Under 65			65+	Yes	No coll degr	Coll degr	97055	Other	March 6-11	March 12-20
Total	303	130	139	34	83	70	150	244	43	16	152	151	170	115	129	76	178	123	188	115	145	158		
Very useful	138 46%	87 67%	37 27%	14 41%	61 73%	38 54%	39 26%	107 44%	22 51%	9 56%	62 41%	76 50%	84 49%	47 41%	62 48%	43 57%	82 46%	56 46%	90 48%	48 42%	63 43%	75 47%		
Somewhat useful	96 32%	39 30%	44 32%	13 38%	19 23%	27 39%	50 33%	72 30%	19 44%	5 31%	53 35%	43 28%	55 32%	36 31%	43 33%	24 32%	54 30%	42 34%	60 32%	36 31%	47 32%	49 31%		
Not useful	65 21%	4 3%	57 41%	4 12%	3 4%	2 3%	60 40%	61 25%	2 5%	2 13%	35 23%	30 20%	30 18%	29 25%	23 18%	8 11%	38 21%	25 20%	34 18%	31 27%	33 23%	32 20%		
Unsure	4 1%	0 0%	1 1%	3 9%	0 0%	3 4%	1 1%	4 2%	0 0%	0 0%	2 1%	2 1%	2 1%	3 3%	1 1%	1 1%	4 2%	0 0%	4 2%	0 0%	2 1%	2 1%		

2020 SANDY AQUATICS AND RECREATION DISTRICT VOTER SURVEY - WEIGHTED

6e. The Aquatics Center would be located on the Community Campus property that the City anticipates upgrading by adding features such as playgrounds and walking trails to the river.

	###	Initial vote			Key voters			Vote Freq			Gender		Age		Live in Sandy area UN- DER 21YRS	Child? Yes	Education		ZIP		Survey Date	
		Yes	No	Don't know	Very Confi	Fence Sit	No	Every	Prim/gen	Pres	Male	Female	Under 65	65+			No coll degr	Coll degr	97055	Other	March 6-11	March 12-20
Total	303	130	139	34	83	70	150	244	43	16	152	151	170	115	129	76	178	123	188	115	145	158
Very useful	160 53%	99 76%	41 29%	20 59%	73 88%	42 60%	45 30%	123 50%	29 67%	8 50%	70 46%	90 60%	94 55%	59 51%	71 55%	47 62%	92 52%	68 55%	103 55%	57 50%	74 51%	86 54%
Somewhat useful	72 24%	27 21%	37 27%	8 24%	9 11%	22 31%	41 27%	57 23%	9 21%	6 38%	40 26%	32 21%	40 24%	27 23%	36 28%	23 30%	38 21%	34 28%	43 23%	29 25%	33 23%	39 25%
Not useful	69 23%	4 3%	61 44%	4 12%	1 1%	6 9%	62 41%	63 26%	4 9%	2 13%	41 27%	28 19%	36 21%	28 24%	22 17%	6 8%	47 26%	20 16%	41 22%	28 24%	37 26%	32 20%
Unsure	2 1%	0 0%	0 0%	2 6%	0 0%	0 0%	2 1%	1 0%	1 2%	0 0%	1 1%	1 1%	0 0%	1 1%	0 0%	0 0%	1 1%	1 1%	1 1%	1 1%	1 1%	1 1%

6f. The City of Sandy would turn over operation of its current recreation programs to the proposed District and the District would expand the recreation programs offered, including programs for all ages.

	###	Initial vote			Key voters			Vote Freq			Gender		Age		Live in Sandy area UN- DER 21YRS	Child? Yes	Education		ZIP		Survey Date	
		Yes	No	Don't know	Very Confi	Fence Sit	No	Every	Prim/gen	Pres	Male	Female	Under 65	65+			No coll degr	Coll degr	97055	Other	March 6-11	March 12-20
Total	303	130	139	34	83	70	150	244	43	16	152	151	170	115	129	76	178	123	188	115	145	158
Very useful	164 54%	99 76%	48 35%	17 50%	67 81%	44 63%	53 35%	130 53%	27 63%	7 44%	70 46%	94 62%	90 53%	64 56%	70 54%	49 64%	92 52%	72 59%	105 56%	59 51%	73 50%	91 58%
Somewhat useful	77 25%	27 21%	37 27%	13 38%	14 17%	22 31%	41 27%	58 24%	13 30%	6 38%	47 31%	30 20%	46 27%	28 24%	42 33%	21 28%	46 26%	31 25%	46 24%	31 27%	37 26%	40 25%
Not useful	60 20%	4 3%	52 37%	4 12%	2 2%	4 6%	54 36%	55 23%	3 7%	2 13%	34 22%	26 17%	33 19%	22 19%	17 13%	5 7%	39 22%	19 15%	36 19%	24 21%	33 23%	27 17%
Unsure	2 1%	0 0%	2 1%	0 0%	0 0%	0 0%	2 1%	1 0%	0 0%	1 6%	1 1%	1 1%	1 1%	1 1%	0 0%	1 1%	1 1%	1 1%	1 1%	1 1%	2 1%	0 0%

2020 SANDY AQUATICS AND RECREATION DISTRICT VOTER SURVEY - WEIGHTED

6g. Residents living in the District would pay lower fees than out-of-District residents to use District facilities, including the pool.

	###	Initial vote			Key voters			Vote Freq			Gender		Age		Live in Sandy area	Child?	Education		ZIP		Survey Date		
		TOTAL	Yes	No	Don't know	Very Confi	Fence Sit	No	Every	Prim/gen	Pres	Male	Female	Under 65	65+	UND-ER 21YRS	Yes	No coll degr	Coll degr	97055	Other	March 6-11	March 12-20
Total	303	130	139	34	83	70	150	244	43	16	152	151	170	115	129	76	178	123	188	115	145	158	
Very useful	182 60%	104 80%	57 41%	21 62%	69 83%	52 74%	61 41%	141 58%	30 70%	11 69%	83 55%	99 66%	108 64%	65 57%	75 58%	54 71%	105 59%	77 63%	119 63%	63 55%	82 57%	100 63%	
Somewhat useful	57 19%	22 17%	26 19%	9 26%	11 13%	15 21%	31 21%	46 19%	9 21%	2 13%	30 20%	27 18%	29 17%	26 23%	30 23%	12 16%	36 20%	21 17%	32 17%	25 22%	25 17%	32 20%	
Not useful	63 21%	4 3%	56 40%	3 9%	3 4%	2 3%	58 39%	56 23%	4 9%	3 19%	39 26%	24 16%	33 19%	23 20%	24 19%	10 13%	36 20%	25 20%	36 19%	27 23%	37 26%	26 16%	
Unsure	1 0%	0 0%	0 0%	1 3%	0 0%	1 1%	0 0%	1 0%	0 0%	0 0%	0 0%	1 1%	0 0%	1 1%	0 0%	0 0%	1 1%	0 0%	1 1%	0 0%	1 1%	0 0%	

6h. Community meeting spaces would be available in the renovated building at the Community Campus.

	###	Initial vote			Key voters			Vote Freq			Gender		Age		Live in Sandy area	Child?	Education		ZIP		Survey Date		
		TOTAL	Yes	No	Don't know	Very Confi	Fence Sit	No	Every	Prim/gen	Pres	Male	Female	Under 65	65+	UND-ER 21YRS	Yes	No coll degr	Coll degr	97055	Other	March 6-11	March 12-20
Total	303	130	139	34	83	70	150	244	43	16	152	151	170	115	129	76	178	123	188	115	145	158	
Very useful	139 46%	84 65%	32 23%	23 68%	60 72%	42 60%	37 25%	109 45%	24 56%	6 38%	61 40%	78 52%	74 44%	58 50%	57 44%	41 54%	84 47%	55 45%	93 49%	46 40%	63 43%	76 48%	
Somewhat useful	84 28%	41 32%	37 27%	6 18%	21 25%	22 31%	41 27%	58 24%	18 42%	8 50%	44 29%	40 26%	52 31%	28 24%	42 33%	25 33%	44 25%	40 33%	57 30%	27 23%	42 29%	42 27%	
Not useful	75 25%	5 4%	68 49%	2 6%	2 2%	4 6%	69 46%	73 30%	1 2%	1 6%	43 28%	32 21%	42 25%	26 23%	25 19%	10 13%	47 26%	26 21%	36 19%	39 34%	36 25%	39 25%	
Unsure	5 2%	0 0%	2 1%	3 9%	0 0%	2 3%	3 2%	4 2%	0 0%	1 6%	4 3%	1 1%	2 1%	3 3%	5 4%	0 0%	3 2%	2 2%	2 1%	3 3%	4 3%	1 1%	

2020 SANDY AQUATICS AND RECREATION DISTRICT VOTER SURVEY - WEIGHTED

6i. The boundaries of the District would be similar to those of the Sandy Library Service Area and would include the City of Sandy as well as Boring, Eagle Creek, and communities east of Sandy to Alder Creek.

	###	Initial vote			Key voters			Vote Freq			Gender		Age		Live in Sandy area UND-ER-21YRS	Child? Yes	Education		ZIP		Survey Date	
		Yes	No	Don't know	Very Confi	Fence Sit	No	Every	Prim/gen	Pres	Male	Female	Under 65	65+			No coll degr	Coll degr	97055	Other	March 6-11	March 12-20
Total	303	130	139	34	83	70	150	244	43	16	152	151	170	115	129	76	178	123	188	115	145	158
Very useful	177 58%	102 78%	51 37%	24 71%	66 80%	55 79%	56 37%	140 57%	27 63%	10 63%	75 49%	102 68%	100 59%	69 60%	77 60%	56 74%	107 60%	70 57%	116 62%	61 53%	81 56%	96 61%
Somewhat useful	70 23%	24 18%	38 27%	8 24%	16 19%	11 16%	43 29%	54 22%	13 30%	3 19%	41 27%	29 19%	43 25%	23 20%	30 23%	13 17%	40 22%	30 24%	47 25%	23 20%	37 26%	33 21%
Not useful	50 17%	3 2%	46 33%	1 3%	1 1%	2 3%	47 31%	46 19%	3 7%	1 6%	31 20%	19 13%	26 15%	18 16%	18 14%	6 8%	30 17%	18 15%	24 13%	26 23%	23 16%	27 17%
Unsure	6 2%	1 1%	4 3%	1 3%	0 0%	2 3%	4 3%	4 2%	0 0%	2 13%	5 3%	1 1%	1 1%	5 4%	4 3%	1 1%	1 1%	5 4%	1 1%	5 4%	4 3%	2 1%

6j. The City of Sandy does not have the funds necessary to renovate and operate the pool. If the Aquatics and Recreation District is not formed, the pool would likely be permanently closed.

	###	Initial vote			Key voters			Vote Freq			Gender		Age		Live in Sandy area UND-ER-21YRS	Child? Yes	Education		ZIP		Survey Date	
		Yes	No	Don't know	Very Confi	Fence Sit	No	Every	Prim/gen	Pres	Male	Female	Under 65	65+			No coll degr	Coll degr	97055	Other	March 6-11	March 12-20
Total	303	130	139	34	83	70	150	244	43	16	152	151	170	115	129	76	178	123	188	115	145	158
Very useful	183 60%	103 79%	63 45%	17 50%	70 84%	46 66%	67 45%	144 59%	30 70%	9 56%	92 61%	91 60%	105 62%	69 60%	83 64%	53 70%	105 59%	78 63%	118 63%	65 57%	88 61%	95 60%
Somewhat useful	48 16%	12 9%	27 19%	9 26%	4 5%	12 17%	32 21%	33 14%	9 21%	6 38%	23 15%	25 17%	27 16%	18 16%	15 12%	13 17%	25 14%	22 18%	29 15%	19 17%	22 15%	26 16%
Not useful	69 23%	15 12%	48 35%	6 18%	9 11%	10 14%	50 33%	64 26%	4 9%	1 6%	35 23%	34 23%	36 21%	27 23%	30 23%	10 13%	46 26%	22 18%	38 20%	31 27%	34 23%	35 22%
Unsure	3 1%	0 0%	1 1%	2 6%	0 0%	2 3%	1 1%	3 1%	0 0%	0 0%	2 1%	1 1%	2 1%	1 1%	1 1%	0 0%	2 1%	1 1%	3 2%	0 0%	1 1%	2 1%

2020 SANDY AQUATICS AND RECREATION DISTRICT VOTER SURVEY - WEIGHTED

7a. ASK ONLY OF THOSE WHO SAY "NO" OR "DON'T KNOW" IN Q5A: As I noted before, all of the statements I just read are true. Now that you have been provided with this information, if the election were held today, would you vote "yes" for the formation of an Aquatics and Recreation District or "no" against formation of the District?

	###	Initial vote			Key voters			Vote Freq			Gender		Age		Live in Sandy area	Child?	Education		ZIP		Survey Date	
		Yes	No	Don't know	Very Confi	Fence Sit	No	Every	Prim/gen	Pres	Male	Female	Under 65	65+	UND-ER 21YRS	Yes	No coll degr	Coll degr	97055	Other	March 6-11	March 12-20
Total	173	0	139	34	0	23	150	143	21	9	104	69	88	70	62	26	105	66	98	75	81	92
Yes, for the levy	16 9%	0 0%	5 4%	11 32%	0 0%	9 39%	7 5%	11 8%	4 19%	1 11%	4 4%	12 17%	8 9%	7 10%	6 10%	3 12%	10 10%	6 9%	8 8%	8 11%	6 7%	10 11%
No, against the levy	135 78%	0 0%	128 92%	7 21%	0 0%	2 9%	133 89%	114 80%	14 67%	7 78%	88 85%	47 68%	73 83%	50 71%	49 79%	22 85%	81 77%	53 80%	73 74%	62 83%	68 84%	67 73%
Don't know	22 13%	0 0%	6 4%	16 47%	0 0%	12 52%	10 7%	18 13%	3 14%	1 11%	12 12%	10 14%	7 8%	13 19%	7 11%	1 4%	14 13%	7 11%	17 17%	5 7%	7 9%	15 16%

7b. ASK ONLY OF THOSE WHO SAY "YES" IN Q5A: As I noted before, all of the statements I just read are true. Now that you have been provided with this information, how strong is your support for the formation of an Aquatics and Recreation District? Would you say you are very confident, somewhat confident, or not confident that you will vote for the formation of this District?

	###	Initial vote			Key voters			Vote Freq			Gender		Age		Live in Sandy area	Child?	Education		ZIP		Survey Date	
		Yes	No	Don't know	Very Confi	Fence Sit	No	Every	Prim/gen	Pres	Male	Female	Under 65	65+	UND-ER 21YRS	Yes	No coll degr	Coll degr	97055	Other	March 6-11	March 12-20
Total	130	130	0	0	83	47	0	101	22	7	48	82	82	45	67	50	73	57	90	40	64	66
Very confident	88 68%	88 68%	0 0%	0 0%	76 92%	12 26%	0 0%	68 67%	15 68%	5 71%	33 69%	55 67%	64 78%	23 51%	47 70%	42 84%	51 70%	37 65%	64 71%	24 60%	40 63%	48 73%
Somewhat confident	40 31%	40 31%	0 0%	0 0%	7 8%	33 70%	0 0%	31 31%	7 32%	2 29%	14 29%	26 32%	18 22%	20 44%	20 30%	8 16%	21 29%	19 33%	25 28%	15 38%	23 36%	17 26%
Not confident	2 2%	2 2%	0 0%	0 0%	0 0%	2 4%	0 0%	2 2%	0 0%	0 0%	1 2%	1 1%	0 0%	2 4%	0 0%	0 0%	1 1%	1 2%	1 1%	1 3%	1 2%	1 2%

2020 SANDY AQUATICS AND RECREATION DISTRICT VOTER SURVEY - WEIGHTED

8. A different approach under consideration is to form just an Aquatics District with the sole purpose of renovating and operating the Aquatics Center at the Community Campus in Sandy. The current indoor pool would be renovated and staffed, but the District would offer no other recreational programs or amenities. The tax rate associated with this type of District would be 67 cents per thousand of assessed value. For property valued at \$200,000 the cost would be \$134 per year rather than the \$222 per year for an Aquatics and Recreation District. If voters are asked for form an Aquatics Districts, would you vote "yes" for the formation of an Aquatics District or "no" against formation of the District?

	###	Initial vote			Key voters			Vote Freq			Gender		Age		Live in Sandy area UND- ER 21YRS	Child? Yes	Education		ZIP		Survey Date	
		Yes	No	Don't know	Very Confi	Fence Sit	No	Every	Prim/gen	Pres	Male	Female	Under 65	65+			No coll degr	Coll degr	97055	Other	March 6-11	March 12-20
Total	303	130	139	34	83	70	150	244	43	16	152	151	170	115	129	76	178	123	188	115	145	158
Yes, for the Aquatics District	149 49%	107 82%	30 22%	12 35%	69 83%	46 66%	34 23%	117 48%	26 60%	6 38%	60 39%	89 59%	86 51%	57 50%	74 57%	46 61%	88 49%	61 50%	101 54%	48 42%	72 50%	77 49%
No, against the Aquatics District	133 44%	18 14%	104 75%	11 32%	12 14%	13 19%	108 72%	111 45%	15 35%	7 44%	82 54%	51 34%	73 43%	49 43%	48 37%	29 38%	74 42%	57 46%	70 37%	63 55%	61 42%	72 46%
Don't know	21 7%	5 4%	5 4%	11 32%	2 2%	11 16%	8 5%	16 7%	2 5%	3 19%	10 7%	11 7%	11 6%	9 8%	7 5%	1 1%	16 9%	5 4%	17 9%	4 3%	12 8%	9 6%

2020 SANDY AQUATICS AND RECREATION DISTRICT VOTER SURVEY - WEIGHTED

Q9. Now I want you to think specifically about how you learn about local elections. I am going to read you a list of possible sources of information. Please tell me if each source of information is very, somewhat, or not important when you are deciding how to vote on a local ballot measure.

9a. Online or print articles and endorsements in the Sandy Post

	###	Initial vote			Key voters			Vote Freq			Gender		Age		Live in Sandy area UN- DER 21YRS	Child? Yes	Education		ZIP		Survey Date	
		Yes	No	Don't know	Very Confi	Fence Sit	No	Every	Prim/gen	Pres	Male	Female	Under 65	65+			No coll degr	Coll degr	97055	Other	March 6-11	March 12-20
Total	303	130	139	34	83	70	150	244	43	16	152	151	170	115	129	76	178	123	188	115	145	158
Very important	102 34%	49 38%	42 30%	11 32%	29 35%	28 40%	45 30%	86 35%	14 33%	2 13%	49 32%	53 35%	49 29%	47 41%	35 27%	20 26%	62 35%	40 33%	77 41%	25 22%	50 34%	52 33%
Somewhat important	95 31%	48 37%	35 25%	12 35%	30 36%	27 39%	38 25%	72 30%	16 37%	7 44%	52 34%	43 28%	60 35%	29 25%	51 40%	30 39%	57 32%	37 30%	58 31%	37 32%	51 35%	44 28%
Not important	98 32%	30 23%	58 42%	10 29%	22 27%	14 20%	62 41%	80 33%	13 30%	5 31%	48 32%	50 33%	55 32%	37 32%	38 29%	24 32%	57 32%	40 33%	50 27%	48 42%	40 28%	58 37%
Don't know	8 3%	3 2%	4 3%	1 3%	2 2%	1 1%	5 3%	6 2%	0 0%	2 13%	3 2%	5 3%	6 4%	2 2%	5 4%	2 3%	2 1%	6 5%	3 2%	5 4%	4 3%	4 3%

9b. News stories on radio

	###	Initial vote			Key voters			Vote Freq			Gender		Age		Live in Sandy area UN- DER 21YRS	Child? Yes	Education		ZIP		Survey Date	
		Yes	No	Don't know	Very Confi	Fence Sit	No	Every	Prim/gen	Pres	Male	Female	Under 65	65+			No coll degr	Coll degr	97055	Other	March 6-11	March 12-20
Total	303	130	139	34	83	70	150	244	43	16	152	151	170	115	129	76	178	123	188	115	145	158
Very important	59 19%	22 17%	26 19%	11 32%	13 16%	17 24%	29 19%	45 18%	10 23%	4 25%	32 21%	27 18%	37 22%	20 17%	22 17%	13 17%	34 19%	25 20%	36 19%	23 20%	25 17%	34 22%
Somewhat important	119 39%	58 45%	46 33%	15 44%	37 45%	29 41%	53 35%	94 39%	20 47%	5 31%	64 42%	55 36%	70 41%	42 37%	63 49%	34 45%	76 43%	43 35%	75 40%	44 38%	62 43%	57 36%
Not important	123 41%	50 38%	67 48%	6 18%	33 40%	22 31%	68 45%	103 42%	13 30%	7 44%	56 37%	67 44%	63 37%	51 44%	44 34%	29 38%	66 37%	55 45%	75 40%	48 42%	57 39%	66 42%
Don't know	2 1%	0 0%	0 0%	2 6%	0 0%	2 3%	0 0%	2 1%	0 0%	0 0%	0 0%	2 1%	0 0%	2 2%	0 0%	0 0%	2 1%	0 0%	2 1%	0 0%	1 1%	1 1%

2020 SANDY AQUATICS AND RECREATION DISTRICT VOTER SURVEY - WEIGHTED

9c. News stories on television

	###	Initial vote			Key voters			Vote Freq			Gender		Age		Live in Sandy area UND-ER 21YRS	Child? Yes	Education		ZIP		Survey Date			
		TOTAL	Yes	No	Don't know	Very Confi	Fence Sit	No	Every	Prim/gen	Pres	Male	Female	Under 65			65+	Yes	No coll degr	Coll degr	97055	Other	March 6-11	March 12-20
Total	303	130	139	34	83	70	150	244	43	16	152	151	170	115	129	76	178	123	188	115	145	158		
Very important	66 22%	37 28%	19 14%	10 29%	25 30%	20 29%	21 14%	52 21%	10 23%	4 25%	23 15%	43 28%	29 17%	33 29%	27 21%	21 28%	38 21%	28 23%	42 22%	24 21%	28 19%	38 24%		
Somewhat important	111 37%	52 40%	44 32%	15 44%	27 33%	34 49%	50 33%	93 38%	12 28%	6 38%	56 37%	55 36%	62 36%	44 38%	55 43%	21 28%	67 38%	44 36%	72 38%	39 34%	54 37%	57 36%		
Not important	123 41%	39 30%	75 54%	9 26%	29 35%	16 23%	78 52%	97 40%	21 49%	5 31%	72 47%	51 34%	77 45%	37 32%	46 36%	32 42%	72 40%	49 40%	72 38%	51 44%	63 43%	60 38%		
Don't know	3 1%	2 2%	1 1%	0 0%	2 2%	0 0%	1 1%	2 1%	0 0%	1 6%	1 1%	2 1%	1 1%	1 1%	1 1%	2 3%	1 1%	2 2%	2 1%	1 1%	0 0%	3 2%		

9d. Direct mail pieces

	###	Initial vote			Key voters			Vote Freq			Gender		Age		Live in Sandy area UND-ER 21YRS	Child? Yes	Education		ZIP		Survey Date			
		TOTAL	Yes	No	Don't know	Very Confi	Fence Sit	No	Every	Prim/gen	Pres	Male	Female	Under 65			65+	Yes	No coll degr	Coll degr	97055	Other	March 6-11	March 12-20
Total	303	130	139	34	83	70	150	244	43	16	152	151	170	115	129	76	178	123	188	115	145	158		
Very important	101 33%	44 34%	44 32%	13 38%	24 29%	30 43%	47 31%	82 34%	14 33%	5 31%	45 30%	56 37%	49 29%	46 40%	41 32%	25 33%	62 35%	39 32%	64 34%	37 32%	41 28%	60 38%		
Somewhat important	108 36%	58 45%	37 27%	13 38%	40 48%	25 36%	43 29%	86 35%	17 40%	5 31%	54 36%	54 36%	60 35%	43 37%	47 36%	29 38%	60 34%	47 38%	67 36%	41 36%	55 38%	53 34%		
Not important	92 30%	28 22%	56 40%	8 24%	19 23%	15 21%	58 39%	74 30%	12 28%	6 38%	52 34%	40 26%	60 35%	25 22%	40 31%	21 28%	55 31%	36 29%	55 29%	37 32%	49 34%	43 27%		
Don't know	2 1%	0 0%	2 1%	0 0%	0 0%	0 0%	2 1%	2 1%	0 0%	0 0%	1 1%	1 1%	1 1%	1 1%	1 1%	1 1%	1 1%	1 1%	2 1%	0 0%	0 0%	2 1%		

2020 SANDY AQUATICS AND RECREATION DISTRICT VOTER SURVEY - WEIGHTED

9e. Social media, including Facebook or Twitter

	###	Initial vote			Key voters			Vote Freq			Gender		Age		Live in Sandy area	Child?	Education		ZIP		Survey Date		
		TOTAL	Yes	No	Don't know	Very Confi	Fence Sit	No	Every	Prim/gen	Pres	Male	Female	Under 65	65+	UND-ER 21YRS	Yes	No coll degr	Coll degr	97055	Other	March 6-11	March 12-20
Total	303	130	139	34	83	70	150	244	43	16	152	151	170	115	129	76	178	123	188	115	145	158	
Very important	48 16%	31 24%	14 10%	3 9%	25 30%	9 13%	14 9%	38 16%	6 14%	4 25%	20 13%	28 19%	31 18%	14 12%	20 16%	19 25%	23 14%	23 19%	35 19%	13 11%	18 12%	30 19%	
Somewhat important	58 19%	29 22%	24 17%	5 15%	20 24%	12 17%	26 17%	42 17%	14 33%	2 13%	24 16%	34 23%	44 26%	12 10%	27 21%	23 30%	32 18%	25 20%	40 21%	18 16%	29 20%	29 18%	
Not important	193 64%	69 53%	98 71%	26 76%	37 45%	49 70%	107 71%	160 66%	23 53%	10 63%	105 69%	88 58%	94 55%	86 75%	78 60%	33 43%	120 67%	72 59%	111 59%	82 71%	96 66%	97 61%	
Don't know	4 1%	1 1%	3 2%	0 0%	1 1%	0 0%	3 2%	4 2%	0 0%	0 0%	3 2%	1 1%	1 1%	3 3%	4 3%	1 1%	1 1%	3 2%	2 1%	2 2%	2 1%	2 1%	

9f. Information about the measure in the Voters' Pamphlet

	###	Initial vote			Key voters			Vote Freq			Gender		Age		Live in Sandy area	Child?	Education		ZIP		Survey Date		
		TOTAL	Yes	No	Don't know	Very Confi	Fence Sit	No	Every	Prim/gen	Pres	Male	Female	Under 65	65+	UND-ER 21YRS	Yes	No coll degr	Coll degr	97055	Other	March 6-11	March 12-20
Total	303	130	139	34	83	70	150	244	43	16	152	151	170	115	129	76	178	123	188	115	145	158	
Very important	217 72%	94 72%	99 71%	24 71%	63 76%	49 70%	105 70%	175 72%	33 77%	9 56%	108 71%	109 72%	120 71%	83 72%	84 65%	58 76%	120 67%	96 78%	137 73%	80 70%	98 68%	119 75%	
Somewhat important	62 20%	31 24%	23 17%	8 24%	16 19%	18 26%	28 19%	50 20%	8 19%	4 25%	31 20%	31 21%	37 22%	22 19%	36 28%	16 21%	40 22%	21 17%	37 20%	25 22%	33 23%	29 18%	
Not important	21 7%	4 3%	16 12%	1 3%	3 4%	2 3%	16 11%	17 7%	2 5%	2 13%	11 7%	10 7%	11 6%	9 8%	7 5%	1 1%	16 9%	5 4%	12 6%	9 8%	13 9%	8 5%	
Don't know	3 1%	1 1%	1 1%	1 3%	1 1%	1 1%	1 1%	2 1%	0 0%	1 6%	2 1%	1 1%	2 1%	1 1%	2 2%	1 1%	2 1%	1 1%	2 1%	1 1%	1 1%	2 1%	

2020 SANDY AQUATICS AND RECREATION DISTRICT VOTER SURVEY - WEIGHTED

9g. City of Sandy web pages

	###	Initial vote			Key voters			Vote Freq			Gender		Age		Live in Sandy area	Child?	Education		ZIP		Survey Date	
		TOTAL	Yes	No	Don't know	Very Confi	Fence Sit	No	Every	Prim/gen	Pres	Male	Female	Under 65	65+	UND-ER 21YRS	Yes	No coll degr	Coll degr	97055	Other	March 6-11
Total	303	130	139	34	83	70	150	244	43	16	152	151	170	115	129	76	178	123	188	115	145	158
Very important	54 18%	38 29%	11 8%	5 15%	28 34%	15 21%	11 7%	42 17%	10 23%	2 13%	24 16%	30 20%	38 22%	15 13%	32 25%	24 32%	36 20%	18 15%	43 23%	11 10%	22 15%	32 20%
Somewhat important	71 23%	39 30%	24 17%	8 24%	22 27%	23 33%	26 17%	59 24%	7 16%	5 31%	28 18%	43 28%	48 28%	21 18%	37 29%	23 30%	40 22%	31 25%	53 28%	18 16%	42 29%	29 18%
Not important	172 57%	53 41%	102 73%	17 50%	33 40%	29 41%	110 73%	138 57%	26 60%	8 50%	98 64%	74 49%	82 48%	75 65%	58 45%	28 37%	98 55%	72 59%	90 48%	82 71%	78 54%	94 59%
Don't know	6 2%	0 0%	2 1%	4 12%	0 0%	3 4%	3 2%	5 2%	0 0%	1 6%	2 1%	4 3%	2 1%	4 3%	2 2%	1 1%	4 2%	2 2%	2 1%	4 3%	3 2%	3 2%

2020 SANDY AQUATICS AND RECREATION DISTRICT VOTER SURVEY - WEIGHTED

10. How long have you lived in the City of Sandy or one of the surrounding communities?

	###	Initial vote			Key voters			Vote Freq			Gender		Age		Live in Sandy area UND-ER 21YRS	Child? Yes	Education		ZIP		Survey Date		
		TOTAL	Yes	No	Don't know	Very Confi	Fence Sit	No	Every	Prim/gen	Pres	Male	Female	Under 65			65+	No coll degr	Coll degr	97055	Other	March 6-11	March 12-20
Total	303	130	139	34	83	70	150	244	43	16	152	151	170	115	129	76	178	123	188	115	145	158	
Less than 1 year	1	0	1	0	0	0	1	0	1	0	1	0	1	0	1	0	0	0	1	0	1	0	
1-2 years	7	2	4	1	2	1	4	5	1	1	3	4	3	3	7	1	4	3	6	1	2	5	
3-5 years	25	13	11	1	10	4	11	19	5	1	11	14	20	5	25	11	18	7	18	7	11	14	
6-10 years	30	16	11	3	13	4	13	23	5	2	14	16	23	3	30	10	17	12	19	11	17	13	
11-20 years	66	36	26	4	18	22	26	53	7	6	37	29	36	25	66	20	39	27	40	26	25	41	
21-40 years	121	45	61	15	31	25	65	101	15	5	61	60	66	48	0	27	60	60	73	48	62	59	
41 years or more	53	18	25	10	9	14	30	43	9	1	25	28	21	31	0	7	40	13	31	22	27	26	
Mean	27.1	24.5	28.1	32.7	22.4	29.4	28.5	27.6	26.7	20.1	27.1	27.1	24.3	31.7	11.1	22.2	28.3	25.4	26.8	27.5	28.0	26.2	
Median	26.5	20.0	30.0	35.0	20.0	27.0	30.0	28.0	28.0	16.0	27.0	26.0	22.0	30.0	11.5	20.0	27.0	25.0	25.0	29.5	30.0	23.0	

11. Do you own or rent your current home?

	###	Initial vote			Key voters			Vote Freq			Gender		Age		Live in Sandy area UND-ER 21YRS	Child? Yes	Education		ZIP		Survey Date		
		TOTAL	Yes	No	Don't know	Very Confi	Fence Sit	No	Every	Prim/gen	Pres	Male	Female	Under 65			65+	No coll degr	Coll degr	97055	Other	March 6-11	March 12-20
Total	303	130	139	34	83	70	150	244	43	16	152	151	170	115	129	76	178	123	188	115	145	158	
Own	273	112	129	32	72	62	139	221	38	14	137	136	153	105	109	69	158	114	170	103	132	141	
Rent	25	17	7	1	10	7	8	19	4	2	12	13	16	8	19	7	18	7	15	10	11	14	
Refused	5	1	3	1	1	1	3	4	1	0	3	2	1	2	1	0	2	2	3	2	2	3	

March 2020 Survey Data

2020 SANDY AQUATICS AND RECREATION DISTRICT VOTER SURVEY - WEIGHTED

12. Do you have any children under the age of 18 currently living in your home?

	###	Initial vote			Key voters			Vote Freq			Gender		Age		Live in Sandy area UND-ER 21YRS	Child? Yes	Education		ZIP		Survey Date			
		TOTAL	Yes	No	Don't know	Very Confi	Fence Sit	No	Every	Prim/gen	Pres	Male	Female	Under 65			65+	Yes	No coll degr	Coll degr	97055	Other	March 6-11	March 12-20
Total	303	130	139	34	83	70	150	244	43	16	152	151	170	115	129	76	178	123	188	115	145	158		
Yes	76 25%	50 38%	22 16%	4 12%	38 46%	14 20%	24 16%	49 20%	19 44%	8 50%	39 26%	37 25%	69 41%	6 5%	42 33%	76 100%	43 24%	33 27%	49 26%	27 23%	38 26%	38 24%		
No	224 74%	80 62%	115 83%	29 85%	45 54%	56 80%	123 82%	192 79%	24 56%	8 50%	112 74%	112 74%	101 59%	109 95%	85 66%	0 0%	135 76%	88 72%	138 73%	86 75%	106 73%	118 75%		
Refused	3 1%	0 0%	2 1%	1 3%	0 0%	0 0%	3 2%	3 1%	0 0%	0 0%	1 1%	2 1%	0 0%	0 0%	2 2%	0 0%	0 0%	2 2%	1 1%	2 2%	1 1%	2 1%		

13. What is your age, please?

	###	Initial vote			Key voters			Vote Freq			Gender		Age		Live in Sandy area UND-ER 21YRS	Child? Yes	Education		ZIP		Survey Date			
		TOTAL	Yes	No	Don't know	Very Confi	Fence Sit	No	Every	Prim/gen	Pres	Male	Female	Under 65			65+	Yes	No coll degr	Coll degr	97055	Other	March 6-11	March 12-20
Total	303	130	139	34	83	70	150	244	43	16	152	151	170	115	129	76	178	123	188	115	145	158		
18 to 34	13 4%	9 7%	3 2%	1 3%	4 5%	6 9%	3 2%	6 2%	3 7%	4 25%	7 5%	6 4%	13 8%	0 0%	7 5%	9 12%	8 4%	5 4%	7 4%	6 5%	5 3%	8 5%		
35 to 44	38 13%	23 18%	13 9%	2 6%	22 27%	2 3%	14 9%	25 10%	11 26%	2 13%	23 15%	15 10%	38 22%	0 0%	22 17%	33 43%	23 13%	15 12%	31 16%	7 6%	21 14%	17 11%		
45 to 54	39 13%	17 13%	22 16%	0 0%	10 12%	7 10%	22 15%	30 12%	6 14%	3 19%	19 13%	20 13%	39 23%	0 0%	22 17%	18 24%	21 12%	18 15%	23 12%	16 14%	16 11%	23 15%		
55 to 64	80 26%	33 25%	39 28%	8 24%	20 24%	18 26%	42 28%	65 27%	12 28%	3 19%	45 30%	35 23%	80 47%	0 0%	32 25%	9 12%	50 28%	30 24%	49 26%	31 27%	43 30%	37 23%		
65 plus	115 38%	45 35%	49 35%	21 62%	26 31%	35 50%	54 36%	104 43%	8 19%	3 19%	48 32%	67 44%	0 0%	115 100%	36 28%	6 8%	70 39%	45 37%	67 36%	48 42%	52 36%	63 40%		
Refused	18 6%	3 2%	13 9%	2 6%	1 1%	2 3%	15 10%	14 6%	3 7%	1 6%	10 7%	8 5%	0 0%	0 0%	10 8%	1 1%	6 3%	10 8%	11 6%	7 6%	8 6%	10 6%		
Mean	60.2	58.1	60.7	66.5	56.6	62.8	61.1	62.3	52.6	49.0	58.0	62.3	50.8	74.1	56.1	45.6	60.5	59.7	59.6	61.2	60.1	60.3		
SD	14.7	15.6	13.8	12.5	15.2	15.3	13.6	13.8	15.1	15.7	14.1	15.0	10.3	7.1	14.5	10.6	15.1	14.0	15.3	13.6	14.3	15.1		

2020 SANDY AQUATICS AND RECREATION DISTRICT VOTER SURVEY - WEIGHTED

14. And what is the last year of education you had the opportunity to complete?

	###	Initial vote			Key voters			Vote Freq			Gender		Age		Live in Sandy area UND-ER 21YRS	Child? Yes	Education		ZIP		Survey Date	
		Yes	No	Don't know	Very Confi	Fence Sit	No	Every	Prim/gen	Pres	Male	Female	Under 65	65+			No coll degr	Coll degr	97055	Other	March 6-11	March 12-20
Total	303	130	139	34	83	70	150	244	43	16	152	151	170	115	129	76	178	123	188	115	145	158
Less than 12th grade (not a high school graduate)	9 3%	3 2%	4 3%	2 6%	2 2%	2 3%	5 3%	6 2%	2 5%	1 6%	6 4%	3 2%	4 2%	5 4%	4 3%	1 1%	9 5%	0 0%	6 3%	3 3%	4 3%	5 3%
High school graduate	46 15%	21 16%	16 12%	9 26%	13 16%	17 24%	16 11%	32 13%	10 23%	4 25%	21 14%	25 17%	27 16%	17 15%	21 16%	12 16%	46 26%	0 0%	29 15%	17 15%	25 17%	21 13%
Some college or other post-secondary education	123 41%	49 38%	60 43%	14 41%	34 41%	22 31%	67 45%	103 42%	18 42%	2 13%	65 43%	58 38%	71 42%	48 42%	53 41%	30 39%	123 69%	0 0%	77 41%	46 40%	58 40%	65 41%
College graduate	85 28%	38 29%	40 29%	7 21%	24 29%	18 26%	43 29%	66 27%	11 26%	8 50%	42 28%	43 28%	51 30%	27 23%	32 25%	23 30%	0 0%	85 69%	51 27%	34 30%	41 28%	44 28%
Some post-graduate	8 3%	2 2%	6 4%	0 0%	0 0%	2 3%	6 4%	8 3%	0 0%	0 0%	3 2%	5 3%	3 2%	4 3%	4 3%	2 3%	0 0%	8 7%	6 3%	2 2%	3 2%	5 3%
Master's degree or higher	30 10%	17 13%	11 8%	2 6%	10 12%	9 13%	11 7%	27 11%	2 5%	1 6%	14 9%	16 11%	14 8%	14 12%	14 11%	8 11%	0 0%	30 24%	18 10%	12 10%	14 10%	16 10%
Refused	2 1%	0 0%	2 1%	0 0%	0 0%	0 0%	2 1%	2 1%	0 0%	0 0%	1 1%	1 1%	0 0%	0 0%	1 1%	0 0%	0 0%	0 0%	1 1%	1 1%	0 0%	2 1%

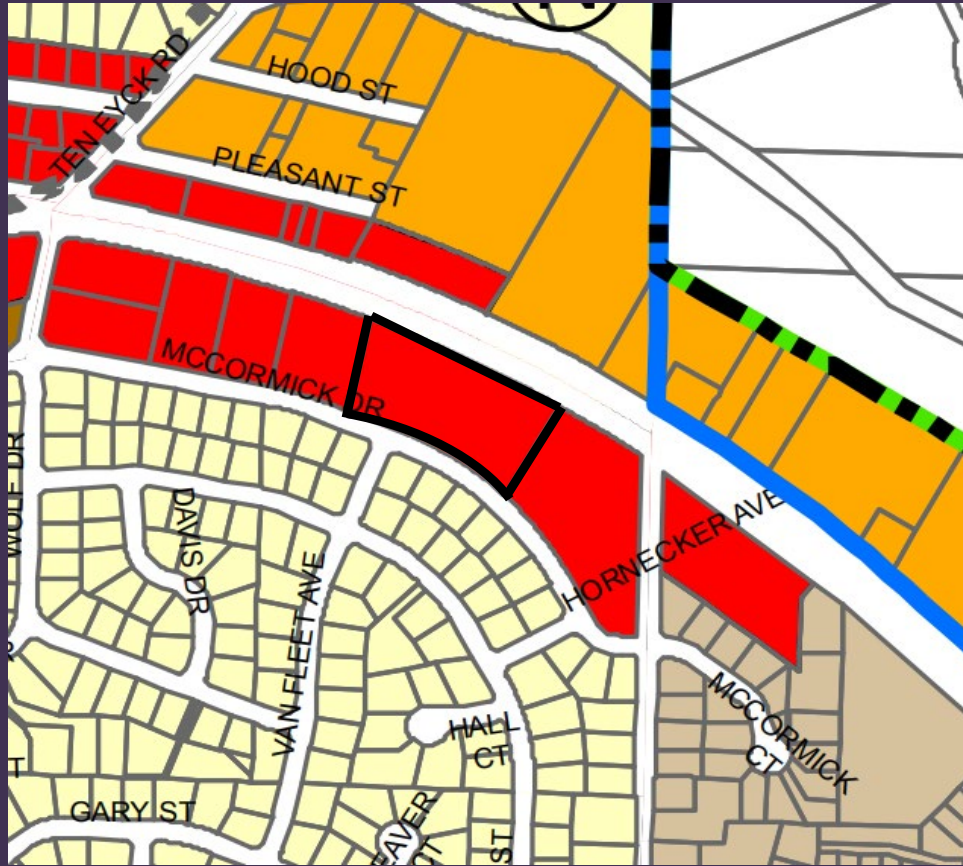
McCormick Drive Zone Change

CC Meeting 4/20/20

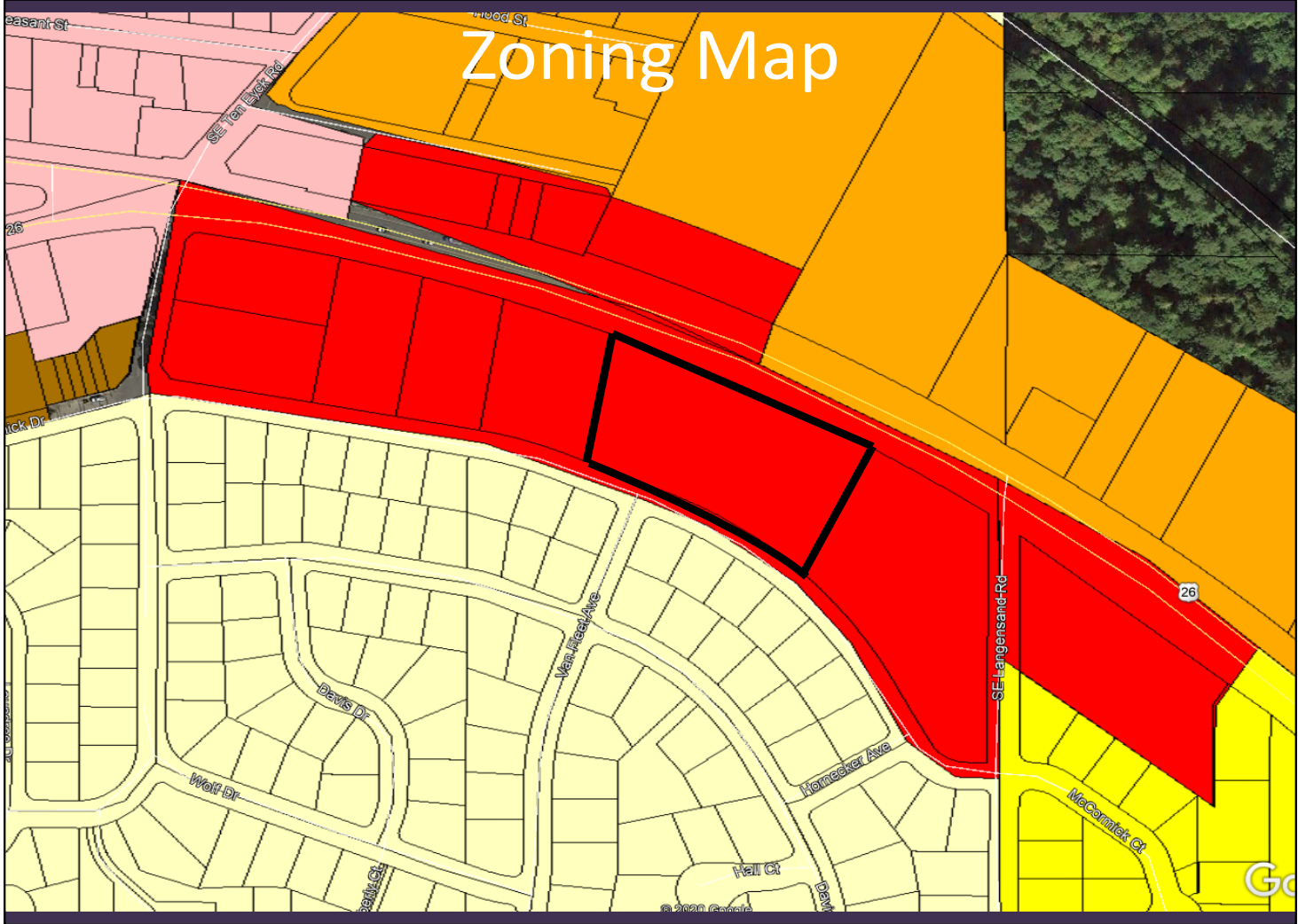
Request

- Change Comprehensive Plan designation from Commercial to Medium Density Residential and change zoning designation from C-2 (General Commercial) to R-2 (Medium Density Residential) for 2.47 acre property.

Comprehensive Plan Map



Zoning Map



Review

- The February 2017 Urban Growth Boundary Expansion Analysis identifies a 3.6-acre surplus of commercial land and a 17.1-acre surplus of medium density residential land for the 20-year planning horizon.
- Rezoning the 2.5-acre subject property from commercial to medium density residential would **reduce the commercial surplus to 1.1 acres and increase the medium density residential surplus to 19.6 acres.**

Review

- The C-2 zoning district was recently modified to allow housing above ground floor commercial as an outright permitted use.
- The primary uses permitted outright in R-2 are residential. The R-2 zone allows some commercial uses through the conditional use permit process.

Review

- The property is currently subject to the General Commercial design standards, which include a requirement for a landscape buffer that is at least 20 feet in depth for at least 30 percent of the Highway 26 frontage. The residential design standards do not require a landscape buffer; thus, the zone change would result in the potential loss of trees within the landscape buffer along the Highway.

Recommendation

- The Planning Commission forwarded a recommendation of approval of the comprehensive plan and zone change request to City Council, with the additional recommendation that the applicant be required to maintain the landscape buffer at a minimum depth of 20 feet for a minimum of 30 percent of the Highway 26 frontage in compliance with Section 17.90.120(F).
- In addition, should the City Council approve the comprehensive plan and zone change requests, staff recommends that the City Council require future land use applications on the subject property to comply with Section 17.92.10(C). This additional recommendation was identified by staff after the February 24, 2020 Planning Commission hearing so was not discussed at the Planning Commission hearing.



**Bailey Meadows
Subdivision**

File No. 20-009 AP
Appeal to File No.
19-023
SUB/VAR/TREE

City Council 4/20/20

Key dates prior to hearings

Application Submitted – July 5, 2019

Deemed Incomplete – August 1, 2019

Completeness Requested – August 22, 2019

Neighborhood Meeting – September 18, 2019
(Library)

Planning Commission Hearings

- December 17, 2019 (testimony)
- January 23, 2020 (testimony)
 - Open Record Period #1
 - Jan 24th - 30th (Exhibits NNNN – ZZZZZ)
 - Open Record Period #2
 - Jan 31st – Feb 6th (Exhibits AAAAAA – FFFFFFF)
- February 11, 2020 (*decision*)

Appeal

Final Order Issued – February 14, 2020

Appeal – February 26, 2020

City Council Hearings

- Originally March 16, 2020
(canceled due to COVID-19 pandemic)
- April 6, 2020
7 day open record period through April 13
(Exhibits PPPPPP – ZZZZZZZZ)



2020 RFP for Sandy Transit Operations

Sandy Transit received 3 bids from contractors.

First Transit
MTRWestern
MV

*City of Sandy also submitted costs for service in house.

SAM Selection Committee members:

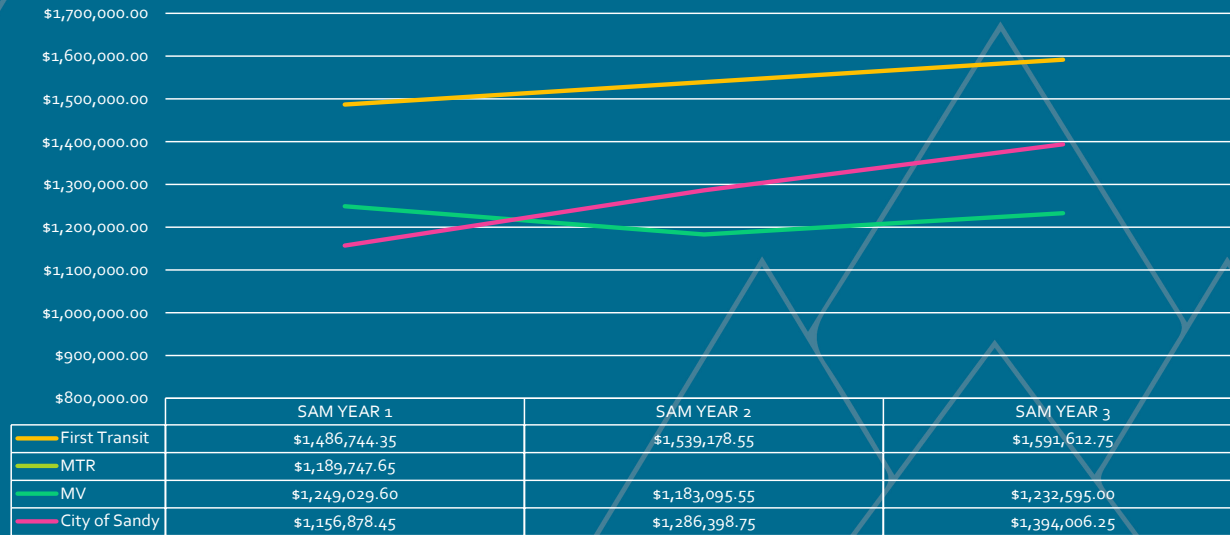
1. Andi Howell, Sandy Transit Director
2. Muna Rustam, Sandy Transit Program Administrator
3. Dwight Brashear, SMART Transit Director (Wilsonville)
4. Teresa Christopherson, Clackamas County Social Services Administrator, MHX Project Coordinator
5. Kristina Babcock, Clackamas County Transit Coordinator



SAM COSTS FROM BIDS



3 Year Cost Projections SAM Only



BID RESULTS SAM AND MHX COSTS COMBINED

3 Year Cost Projections

